

## DOCUMENT RESUME

ED 213 291

HE 014 652

**TITLE** Federal Support to Universities, Colleges, and Selected Nonprofit Institutions. Fiscal Year 1979. A Report to the President and Congress. Final Report.

**INSTITUTION** National Science Foundation, Washington, D.C. Div. of Science Resources Studies.

**REPORT NO** NSF-81-308

**PUB DATE** Feb 81

**NOTE** 168p.; Not available in paper copy due to small print of original document.

**AVAILABLE FROM** Superintendent of Documents, U.S. Government Printing Office, Washington, DC 20402.

**EDRS PRICE** MF01 Plus Postage. PC Not Available from EDRS.

**DESCRIPTORS** Colleges; Equalization Aid; \*Federal Aid; \*Federal Government; Financial Support; \*Government School Relationship; \*Higher Education; \*Nonprofit Organizations; Research; Research and Development Centers; State Colleges; Universities

**ABSTRACT**

Data collected in a Survey of Federal Support to Universities, Colleges, and Selected Nonprofit Institutions, for the period October 1, 1978, through September 30, 1979, are presented. The reporting system is based on the program established in 1965 by the Committee on Academic Science and Engineering of the Federal Council on Science and Technology. Part I, "Universities and Colleges," shows that: federal obligations to universities and colleges for all purposes declined between 1978 and 1979 by a record 17 percent to a level of \$6.2 billion; the 17 percent decline in federal obligations contrasted sharply with the continued growth in both total expenditures by institutions of higher education and federal purchases of goods and services; nearly all the declines occurred in funds from the Department of Health, Education, and Welfare; universities in California received the most federal funds; institutions that grant science/engineering doctorates or equivalent degrees received 86 percent of all federal obligations; the majority of federal obligations at publicly-controlled universities and colleges were for R & D programs; the top 100 universities and colleges received 71 percent of all federal support; and federal support for all science activities other than R & D increased for the third consecutive year. Part II, "University-Administered FFRDC's," presents the following findings: 15 of the federally funded R & D centers (FFRDC's) have been in existence throughout the 1963-79 period covered by the survey; the four agencies that sponsored university-administered FFRDC'S in 1979 have accounted for at least 97 percent of all science support of these organizations since 1963; and the leading 10 organizations accounted for 94 percent of all funds in 1979, the same proportion as 1978. In Part III, "Independent Nonprofit Institutions and Nonprofit-Administered FFRDC's," it is concluded that federal support to the 530 independent nonprofit organizations totaled \$869 million for research and the six FFRDC's administered by nonprofit institutions received a record total of \$416 million in 1979. Appendices include technical notes and detailed statistical tables. (LC)

EDUCATION  
167213291

a report to the president and congress

# federal support to universities, colleges, and selected nonprofit institutions fiscal year 1979

NSF 81-308  
2

surveys of science  
resources series  
national science  
foundation

U.S. DEPARTMENT OF EDUCATION  
NATIONAL INSTITUTE OF EDUCATION  
EDUCATIONAL RESOURCES INFORMATION  
CENTER (ERIC)

- This document has been reproduced as received from the person or organization originating it.
- Minor changes have been made to improve reproduction quality.
- Points of view or opinions stated in this document do not necessarily represent official NIE position or policy.

"PERMISSION TO REPRODUCE THIS  
MATERIAL HAS BEEN GRANTED BY

*National  
Science Foundation*

TO THE EDUCATIONAL RESOURCES  
INFORMATION CENTER (ERIC)"



# letter of transmittal

Washington, D.C.

DEAR MR. PRESIDENT:

I have the honor to transmit to you the statistical report *Federal Support to Universities, Colleges, and Selected Nonprofit Institutions, Fiscal Year 1979*, as required by the National Science Foundation Act of 1950, as amended.

An abbreviated analytical section on the survey results is included with the detailed statistical tables to increase the usefulness of the data.

Sincerely,

John B. Slaughter  
Director  
National Science Foundation

The Honorable  
The President of the United States

Identical letters have been sent to:  
The President of the Senate  
The Speaker of the House of Representatives

# foreword

Based on a 1968 amendment to the National Science Foundation Act of 1950, the Foundation is required to "... initiate and maintain a program for the determination of the total amount of money for scientific research, including money for the construction of facilities wherein such research is conducted, received by each educational institution and appropriate nonprofit organization in the United States, by grant, contract, or other arrangement from agencies of the Federal Government, and to report annually thereon to the President and Congress." To enhance the quality of Federal policies and programs, the Foundation assumed responsibility for the data system originally designed by the Committee on Academic Science and Engineering (CASE) of the Federal Council on Science and Technology. The data system includes both science and nonscience activities. This report provides Federal officials in the executive and legislative branches of the Government with the best information available on the level and distribution of Federal support to academic and nonprofit institutions.

Universities and colleges in the United States, the main source of the Nation's scientists and engineers, perform over one-half of the Nation's basic research and nearly one-half of federally sponsored basic research. The level, distribution, and nature of Federal academic obligations are, therefore, of interest to officials at the State and local levels and in nongovernmental sectors as well as to those in the Federal Government. Academic officials rely on data in this survey for information on an institution's progress over time and for comparisons with other institutions. This survey system has traditionally represented the sole source of data on Federal obligations to individual institutions for both science and nonscience activities.

We thank the responsible staff members of the participating agencies for their continued cooperation and for their constant efforts at upgrading the quality of their data submissions.

John B. Slaughter  
Director  
National Science Foundation

February 1981

# acknowledgments

This report was prepared in the Division of Science Resources Studies, Charles E. Falk, Division Director. Richard J. Benhof of the Universities and Nonprofit Institutions Studies Group prepared the report with the assistance of J.G. Huckenpahler. The survey was conducted and the report prepared under the supervision of Penny D. Foster, Acting Study Director. William L. Stewart, Head, R&D Economic Studies Section, provided special guidance, and statistical assistance was provided by M. Margaret Machen.

# contents

	Page
General Notes .....	1
Parts	
I. Universities and Colleges .....	2
II. University-Administered FFRDC's .....	8
III. Independent Nonprofit Institutions and Nonprofit-Administered FFRDC's ..	10
Appendixes:	
A. Technical Notes .....	14
B. Detailed Statistical Tables .....	20

# general notes

This report presents data collected in the National Science Foundation's (NSF) Survey of Federal Support to Universities, Colleges, and Selected Nonprofit Institutions, Fiscal Year 1979, covering the period October 1, 1978, through September 30, 1979. The reporting system is based on the program established in 1965 by the Committee on Academic Science and Engineering (CASE) of the Federal Council on Science and Technology (FCST).

The figures shown in these tables represent all obligations to institutions of higher education in the United States. The 14 Federal agencies represented accounted for an estimated 95 percent of total obligations to universities and colleges and over 99 percent of all funding for scientific and engineering (S/E) research and development at such institutions.

Some agencies not surveyed, such as the Department of Justice, may obligate significant proportions of the total receipts of some institutions, although these funds account for only a small share of all academic research and development. Agencies not surveyed funded only \$16 million to universities and colleges for research and development in 1979.<sup>1</sup>

In fiscal year 1980, parts of the Department of Health, Education, and Welfare (HEW) were combined to form the new Department of Education. The remainder of HEW was renamed the "Department of Health and Human Services" (DHHS). Data from these sources continue to be reported under HEW in the FY 1979 survey but will be reported

under the revised organizational titles beginning with the FY 1980 survey.

Obligations shown for universities and colleges do not include funds obligated to federally funded research and development centers (FFRDC's) administered by academic institutions. Academic science obligations to these organizations are presented separately, as are R&D obligations to independent nonprofit institutions and nonprofit-administered FFRDC's (parts II and III and tables 38 through 44).

Obligations differ from expenditures in that funds allocated during one fiscal year may be spent by the recipient either partially or entirely during one or more subsequent years. Totals presented herein exclude loans to individuals, such as Federal guaranteed student loan programs sponsored by the Office of Education (OE), and Federal employee training and development activities, as well as funds allocated to State agencies, even though the final recipient of such funds is known to be an academic institution. Tuition support programs such as HEW's Basic Educational Opportunity Grants (BEOG's) are included in these figures.

Interagency transfers of funds are reported by the agency actually obligating the funds to an academic or nonprofit institution, rather than by the agency where the funds originated. For example, funds transferred from the Department of Agriculture (USDA) to the Department of Commerce and then obligated to a university are reported by Commerce. In contrast, the NSF survey series entitled *Federal Funds for Research and Development* includes such transferred funds under the agency in which the funds originated, or USDA in the example above.

Obligations to FFRDC's administered by universities represent academic

science obligations only, nonscience obligations, if any, are not reported.

Data presented for "selected nonprofit institutions" and for nonprofit-administered FFRDC's represent obligations for research, development, and R&D plant by the 14 participating agencies regardless of amount.

In the case of nonprofit-administered FFRDC's, funding by the Department of State, the Department of the Treasury, the United States Arms Control and Disarmament Agency, and the Federal Emergency Management Agency, which were not included in the survey, totaled about \$2 million.<sup>2</sup>

Unless constant dollars are specified, data shown in this report are in current dollars. When constant-dollar figures are discussed, they are adjusted to 1972 levels and are converted to a fiscal year basis using the annual gross national product (GNP) implicit price deflator prepared by the Department of Commerce.

Data shown in the text or tabulations may not add to the totals or sub-totals because of rounding.

Numbers and percents listed in these tables may not add to totals or sub-totals because of rounding.

Requests for additional information concerning survey results should be addressed to Richard J. Bennof, Division of Science Resources Studies, National Science Foundation, Washington, D.C. 20550 (202-634-4673). Data tapes can be purchased from

Moshman Associates, Inc.  
6400 Goldsboro Road  
Washington, D.C. 20034  
(301) 229-3000

<sup>1</sup>Based on data presented in National Science Foundation, *Federal Funds for Research and Development, Fiscal Years 1979, 1980, and 1981*, volume XXIX, table C-7 (Detailed Statistical Tables) (NSF 80-318) (Washington, DC, 1980.)

<sup>2</sup>National Science Foundation, *Federal Funds for Research and Development*, op cit.



part 1.

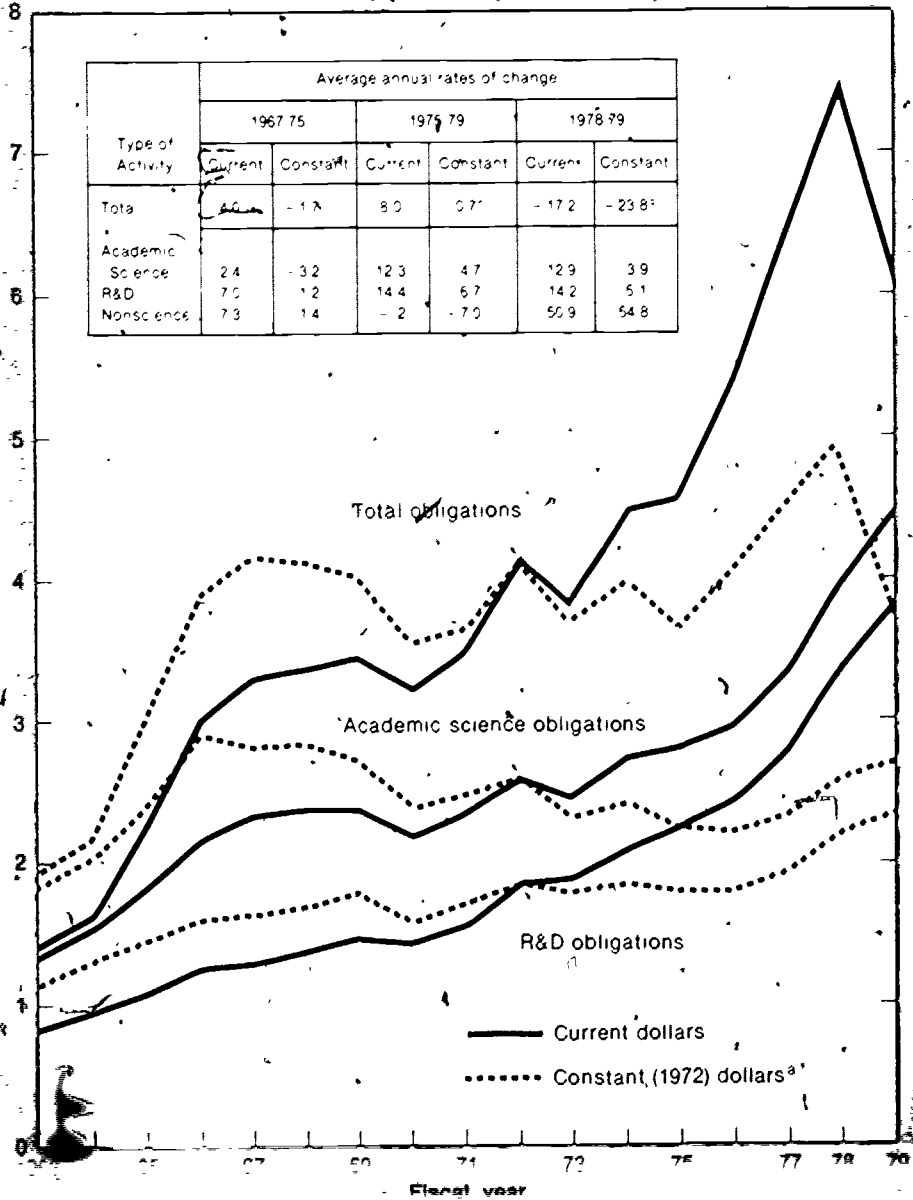
# universities and colleges

- Federal obligations to universities and colleges declined between 1978 and 1979 by a record 17 percent (24 percent in real terms) to a level of \$6.2 billion. This unprecedented decline resulted from a 51-percent drop in funds for nonscience activities, traceable to a shift in emphasis from federally financed grants to direct student loans as the main form of student assistance by the Bureau of Student Financial Assistance within the Office of Education (OE) (chart 1).

- The 17-percent decline in Federal obligations contrasted sharply with the continued growth in both total higher education expenditures and Federal purchases of goods and services, up by 12 percent and 9 percent, respectively. Federal academic support between 1975 and 1979, however, rose by an average annual rate of 8 percent, equaling the average growth rate for goods and services purchased by the Federal Government over that timespan and nearly reaching the growth rate of expenditures of universities and colleges. Thus, over the 1975-79 period, there was no significant change in the proportion of Federal academic support to all Federal goods and services or to the total expenditures of the Nation's universities and colleges. Between 1967 and 1975, however, higher education expenditures grew at three times the rate of both Federal purchases of goods and services and Federal academic support (chart 2).

**Chart 1. Federal obligations to universities and colleges by type of activity**

Billions of dollars


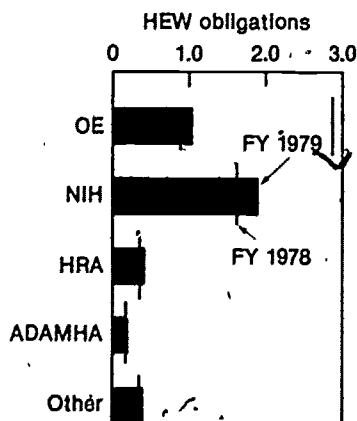
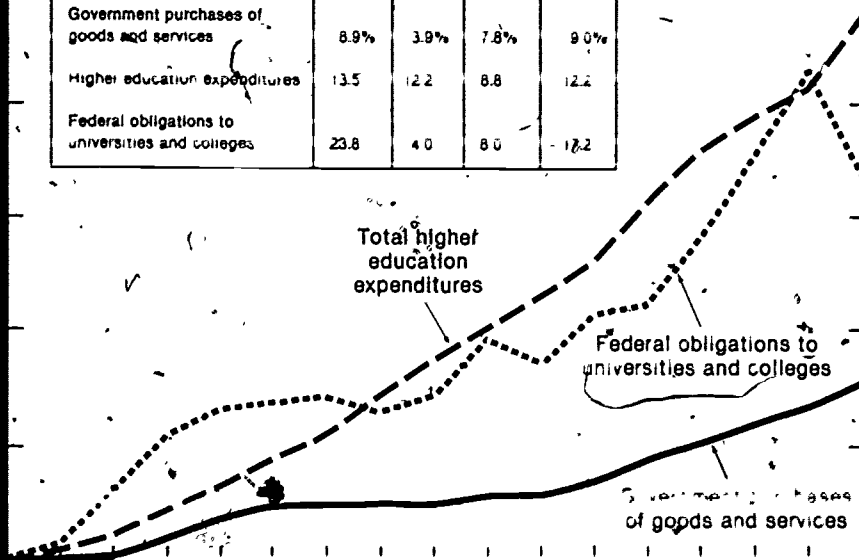


Based on data from the Department of Education, Office of Education Statistics, Federal Expenditures on Education

and Welfare (FEW), specifically OE. Each of the five other agencies that supplied at least \$100 million for aca-



Economic indicator	Average annual rates of change			
	1963-67	1967-75	1975-79	1978-79
Government purchases of goods and services	8.9%	3.9%	7.8%	9.0%
Higher education expenditures	13.5	12.2	8.8	12.2
Federal obligations to universities and colleges	23.8	4.0	8.0	12.2



ademic support increased their funding levels, at rates ranging from 2 percent at the Department of Energy (DOE) to 17 percent at the Department of Defense (DOD). Five other agencies reported slight declines in their support levels between 1978 and 1979. Only 5 of the 14 agencies increased their support levels above the 9-percent national inflation rate for the year; in contrast, all 14 agencies reported academic support growth at rates exceeding the 7-percent inflation rate of the previous year (chart 3).

- As in previous years, universities in California received the largest amounts of Federal obligations. About 70 percent of all funds to academic institutions in the State of California were awarded to 6 institutions — Stanford University, 4 of the institutions of the University of California system (universities at Los Angeles, San Diego, San Francisco, and Berkeley), and the University of Southern California. In fact, 10 of the 20 leading university recipients in 1979 were in the 3 leading States — California, New York, and Massachusetts. Institutions within those three States accounted for over one-fourth of all

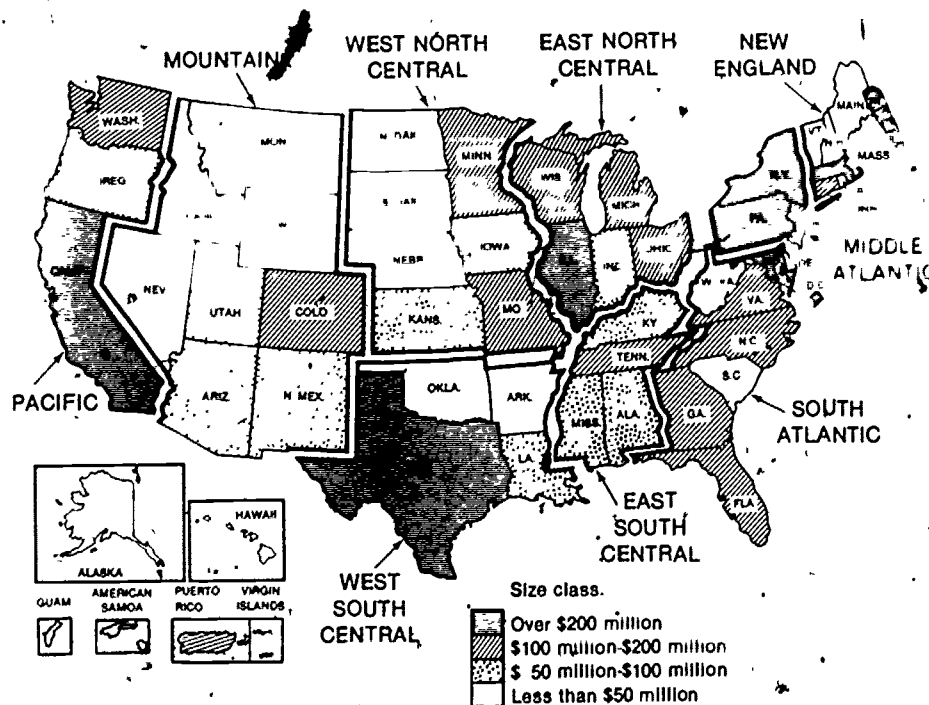
Federal academic funding in the Nation. The geographic distribution of Federal obligations to universities and colleges significantly corresponds to the concentration of academic science and engineering (S/E) employment and S/E graduate enrollment, academic institutions within the States of California, New York, and Massachusetts, combined, account for about one-fourth of both academic S/E employment and S/E graduate enrollment (chart 4).

- Academic institutions that grant S/E doctorates or equivalent degrees (including health-professional doctorates) received 86 percent of all Federal obligations in 1979 — up substantially from their 74-percent share in 1978. The large increase in funding concentration reflects the level of growth in academic R&D support as a proportion of total Federal support between 1978 and 1979. Doctorate-granting institutions traditionally perform the bulk of academic R&D projects because they have the staff and facilities necessary to achieve research goals (chart 5).
- In 1979 the majority of Federal obligations at publicly controlled uni-

versities and colleges were for R&D programs, with over one-fourth of the support geared for non-science activities. By contrast, in 1978 non-science activities accounted for one-half of all support at public institutions, with R&D programs representing about two-fifths of all support. About three-fifths of the doctorate-granting institutions in 1979 were under public control, and these institutions received about three-fifths of all Federal academic support. At privately controlled universities and colleges, the majority of Federal support in 1979 was also for R&D projects, with one-fourth of the support geared for non-science activities. In 1978, R&D projects represented one-half of all support at private institutions and non-science programs accounted for over two-fifths of all support. Academic institutions receiving Federal support in 1979 were divided about equally between those publicly controlled (1,325) and those privately controlled (1,317) (chart 6).


- The top 100 universities and colleges in 1979 received 71 percent of all Federal support, compared to only 57 percent in 1978 and 55 percent in 1977.

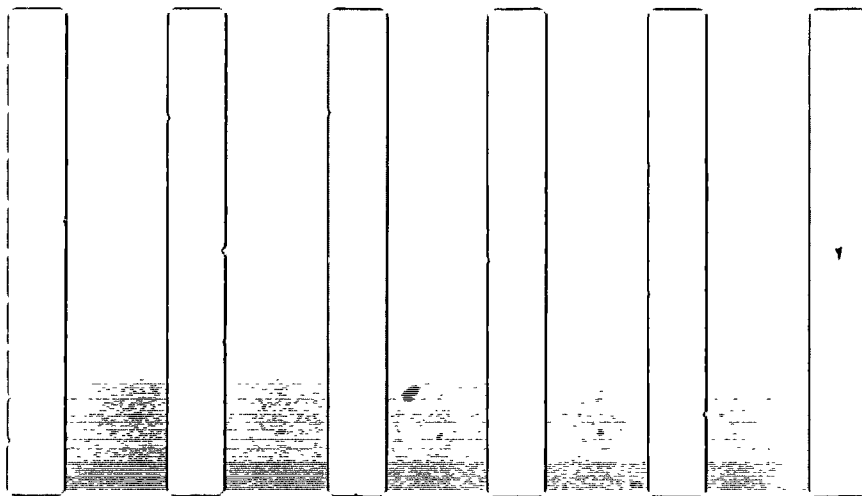
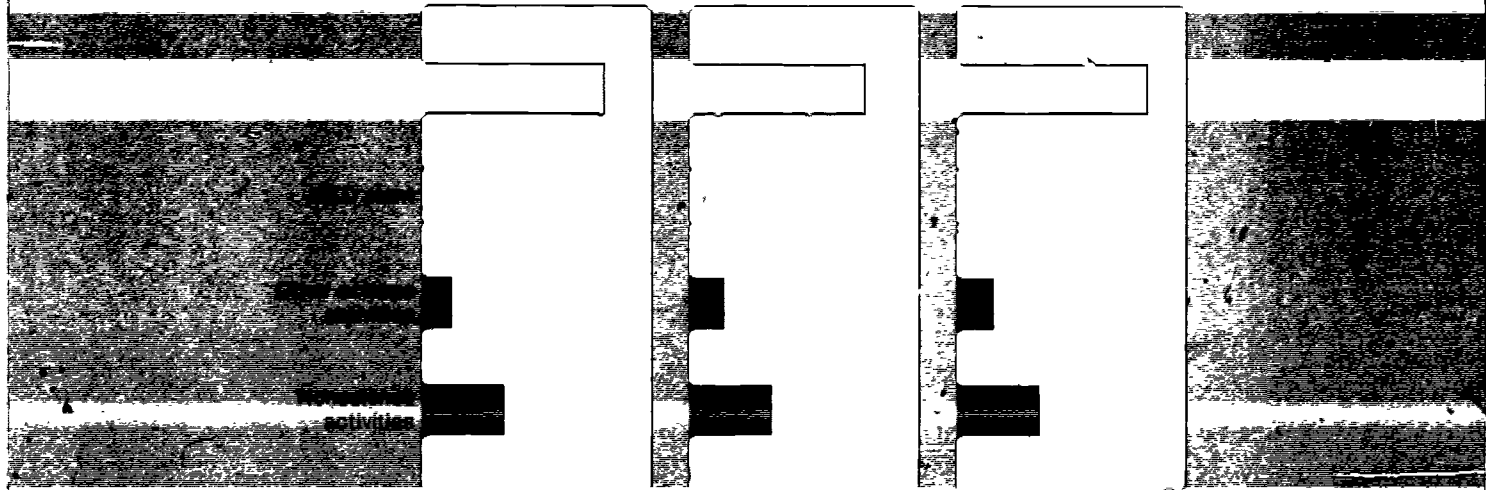
Chart 4. Federal obligations to universities and colleges by State: FY 1979



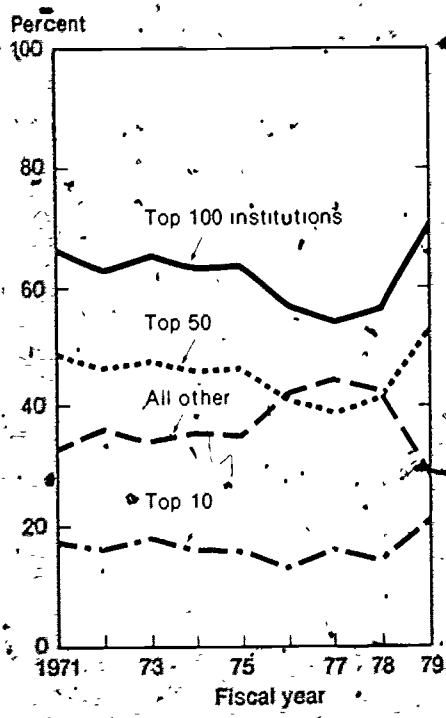
SOURCE: National Science Foundation.

Chart 5. Federal obligations to universities and colleges for highest research and engineering degrees, FY 1979



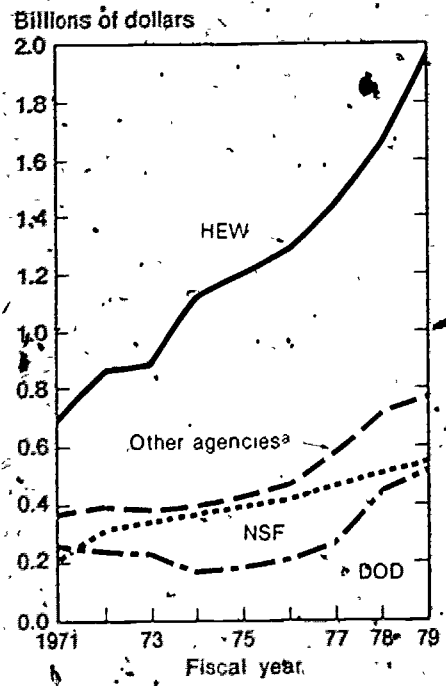


**Chart 7. Concentration of Federal obligations to the universities and colleges receiving the largest amounts**



SOURCE: National Science Foundation

**Chart 8. Federal R&D obligations to universities and colleges by agency**



Includes USDA, DOE, NASA, EPA, OEO, HUD, AID, NRC, DOT, Labor, Interior, and Commerce  
SOURCE: National Science Foundation

This substantial increase in the concentration of funding to the leading recipients in 1979... 14 percent growth of funding for R&D programs which have traditionally been awarded on a merit basis to the most heavily funded academic recipients, and the 51-percent reduction in non-science fundings, which adversely affected the smaller institutions more than the larger recipients. About three-fifths of the 1975-78 growth in Federal academic support was geared for non-science programs and the concentration of funding to the leading 100 institutions declined from 65 percent in 1975 to 57 percent in 1978, reflecting the wider distribution of non-science support (chart 7).

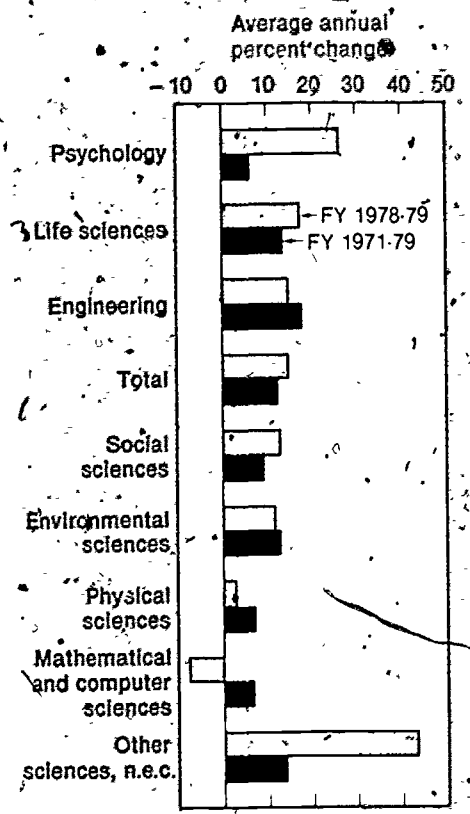
- Federal R&D support to academic institutions in 1979 rose by 14 percent between 1978 and 1979 (5 percent in real terms) to a new high of \$3.8 billion. HEW was the source of over one-half of all academic R&D funds and supplied nearly two-thirds of the 1978-79 funding increase. NSF and DOD together accounted for over one-fourth of all academic R&D spending and about one-fourth of the 1-year increase (chart 8).

- Academic R&D support in 1979 increased within all the major science areas except the mathematical and computer sciences. The largest relative increases occurred in the miscellaneous category (other sciences, not elsewhere classified) up by 43 percent, and in psychology, up by 26 percent. Funding for engineering and life science programs, which together comprised over two-thirds of all academic R&D funds, rose by an annual average of 17 percent and 13 percent, respectively, between 1971 and 1979 (chart 9).

- The leading 100 universities and colleges in terms of Federal R&D support continued to account for about five-sixths of all academic R&D funding, the same proportion as in 1971. All of these institutions are doctorate-granting universities (chart 10).

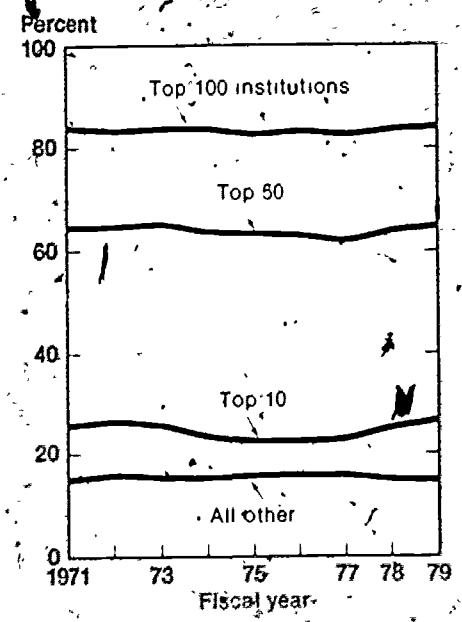
- Federal obligations to universities and colleges for R&D plant declined by 6 percent between 1978 and 1979 to a total of \$1.2 billion. R&D plant remained at only about

**Chart 9. Federal R&D obligations to universities and colleges by field of science**



SOURCE: National Science Foundation

**Chart 10. Federal R&D obligations to the universities and colleges receiving the largest amounts**



SOURCE: National Science Foundation

one-fourth the level awarded to academic institutions in 1965, the peak year when academia experienced an unprecedented growth in funding for facilities and equipment to meet research objectives (chart 11).

- Federal academic support for all science activities other than research

and development and R&D plant increased for the third consecutive year, this time by 5 percent between 1978 and 1979 to a level of \$591 million. The level of funding for these activities (fellowships, traineeships, and training grants; general support for science; facilities and equipment

for instruction; and all other scientific activities) remained, however, at just over three-fourths the 1971-level, the first year data were collected separately on these programs. Federal obligations for fellows and trainees in 1979 were less than one-half the 1971 level (chart 12).

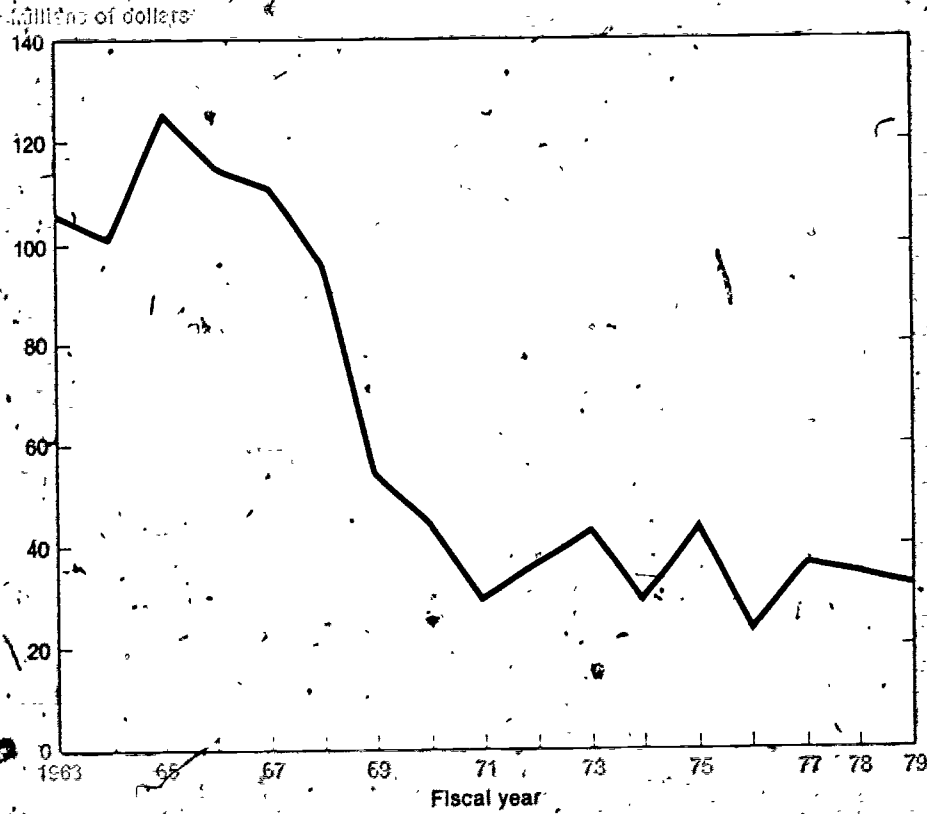
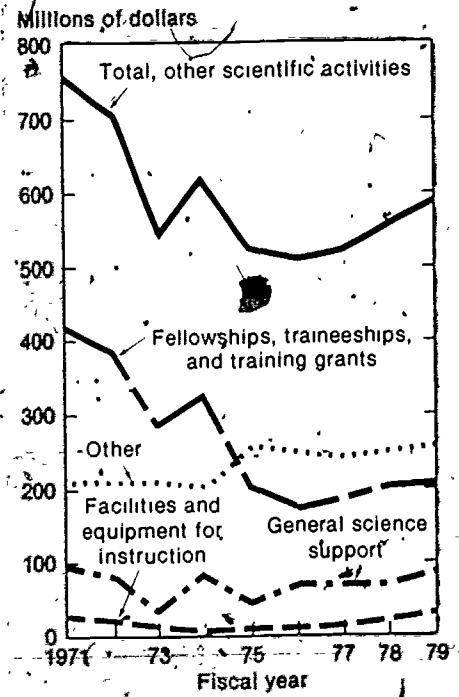


Chart 12: Federal Obligations for Academic Institutions (1971-1979)



part II.

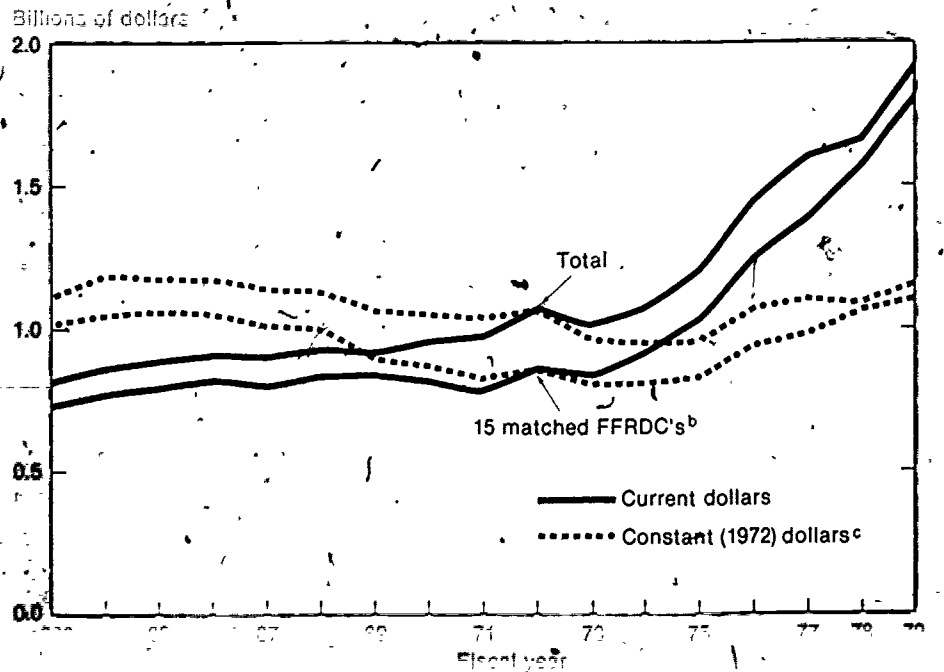
# university- administered ffrdc's

by the survey. These 15 "matched" FFRDC's accounted for virtually all of the 15-percent increase in support received for science activities between 1978 and 1979. They also accounted for about four-fifths of the total funding of all FFRDC's administered by universities in each year throughout the 1963-79 period. In real terms, FFRDC's were supported at the highest level in over a decade (chart 13).

- The four agencies that sponsored university-administered FFRDC's in 1979 have accounted for at least 97 percent of all science support to these organizations since 1963; the remainder was from agencies that do

ranked in 1978 and received 69 percent of the funds in each of the two years. The leading 10 organizations accounted for 94 percent of all funds in 1979, the same proportion as in 1978 (chart 15).

Chart 13. Federal obligations to university-administered FFRDC's<sup>a</sup> for scientific activities


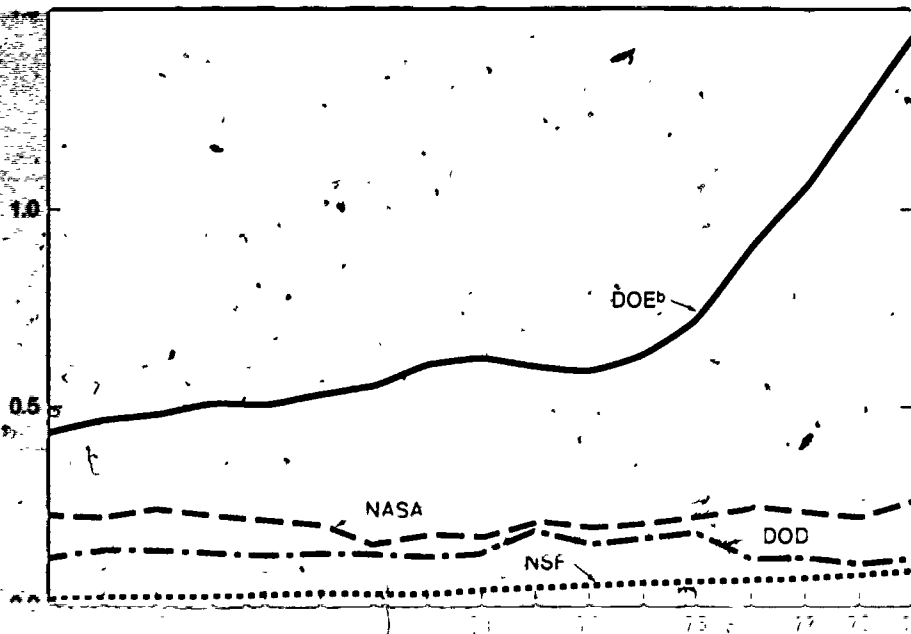


<sup>a</sup>FFRDC's which were in existence throughout the 1963-79 period

<sup>b</sup>Based on GNP implicit price deflator.

<sup>c</sup>Source: National Science Foundation





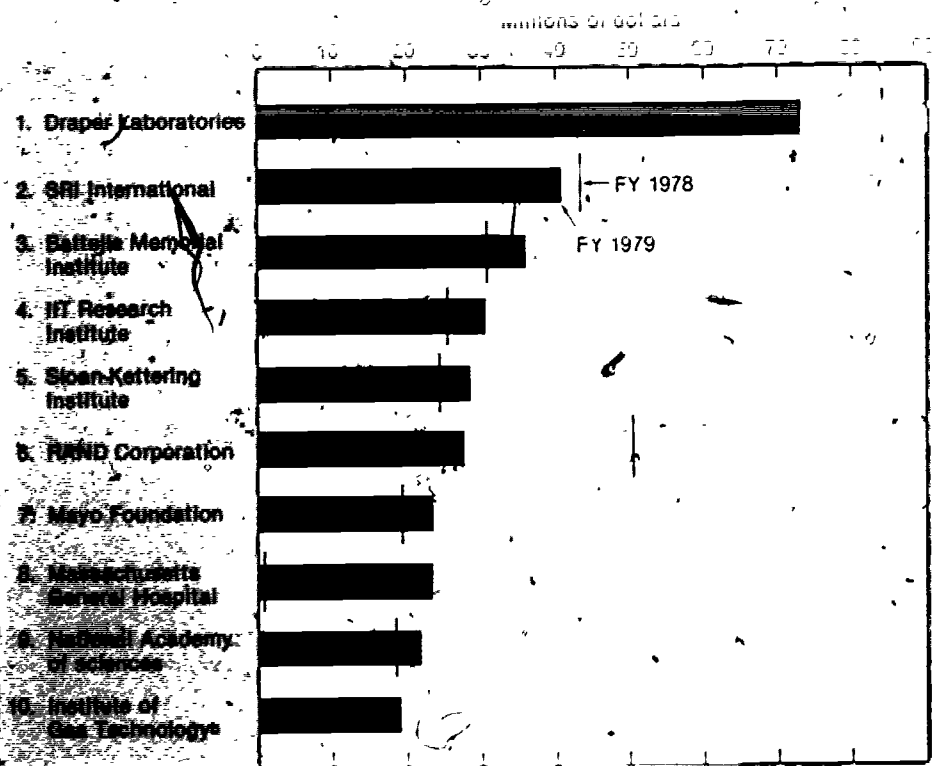


# independent nonprofit institutions and nonprofit-administered ffrdc's

Chart 16. The 10 leading nonprofit institutions\* receiving the largest amounts of Federal obligations for research, development, and R&D plant

all Federal R&D funding to all non-an estimated 800,000 in the Nation. DOD and HEW together funded over three-fourths of all Federal support to these organizations HEW reported funding support to a large number of hospitals and medical centers, most notably the Massachusetts General Hospital. Many medical facilities were included in this survey series for the first time as part of an effort to expand this survey's coverage of all nonprofit organizations, including hospitals, and medical centers (chart 16).

The six FFRDC's administered by nonprofit institutions received a record total of \$416 million in 1979, about four-fifths higher than the level funded to the 31 organizations so classified in 1968 when funding data



\*Excluding nonprofit-administered federally funded research and development centers.

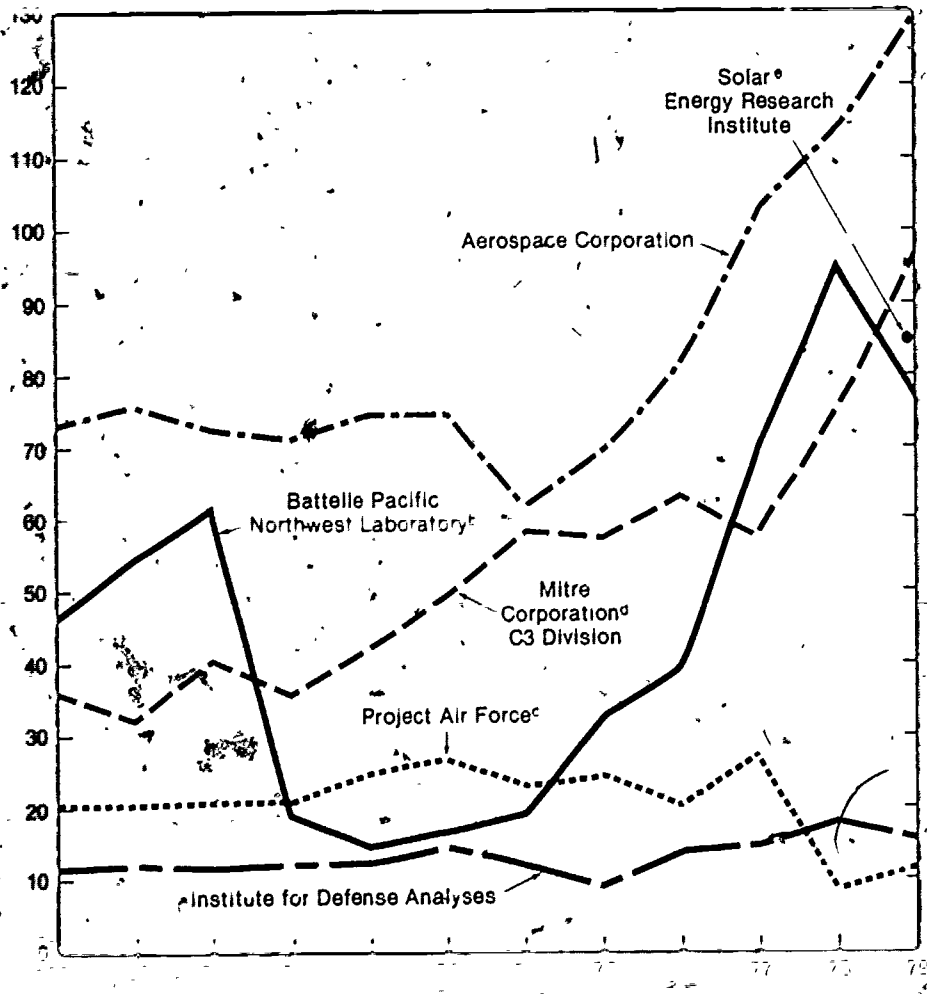
†No funding was reported in 1978.

SOURCE: National Science Foundation

(OE) and, by 1972, all of these OE-sponsored organizations had either been converted to independent nonprofit institutions or had been discontinued. Each of the six nonprofit-administered FFRDC's in 1979 were sponsored by either DOD or DOE, and

the DOD-sponsored Aerospace Corporation has been ranked first in each of the years that data have been collected on these organizations. Aerospace Corporation received a total of

\$130 million in 1979, and the Solar Energy Research Institute (sponsored by DOE), included for the first time in this category, received \$85 million (chart 17).



# appendixes

- a. technical notes
- b. detailed statistical tables

# technical notes

## scope of survey

The fiscal year 1979 data shown in this report were submitted by the following 14 Federal agencies, listed by the acronyms under which data were reported for them.

AID — Agency for International Development

COMMERCE — Department of Commerce

DOD — Department of Defense

DOT — Department of Transportation

EPA — Environmental Protection Agency

DOE — Department of Energy

HEW — Department of Health, Education, and Welfare (will be reported as Health and Human Services and as Education Department, in FY 1980 survey)

ADAMHA — Alcohol, Drug Abuse, and Mental Health Administration

CDC — Center for Disease Control

FDA — Food and Drug Administration

HRA — Health Resources Administration

HSA — Health Services Administration

NIE — National Institute of Education

NIH — National Institutes of Health

OE — Office of Education

HUD — Department of Housing and Urban Development

INTERIOR — Department of the Interior

LABOR — Department of Labor

NASA — National Aeronautics and Space Administration

NRC — Nuclear Regulatory Commission

NSF — National Science Foundation

USDA — Department of Agriculture

These 14 agencies accounted for about 95 percent of all Federal obligations to universities and colleges and over 99 percent of all Federal obligations for research and development to these institutions.

Data reported by the Agency for International Development (AID), the Department of Housing and Urban Development (HUD), the Department of Labor, and the Nuclear Regulatory Commission (NRC) were combined to constitute the "Other" category in tables showing funding by agency. As of October 1, 1977, or fiscal year 1978, the Energy Research and Development Administration (ERDA) was merged with the Federal Energy Administration (FEA) and certain branches of the Department of the Interior to form the Department of Energy (DOE), data for these components were combined beginning in the FY 1978 survey. As of October 1, 1979, the Office of Education (OE), the National Institute of Education

(NIE), and the Office of the Assistant Secretary of Education were separated from the Department of Health, Education, and Welfare (HEW) and merged to form the new Department of Education, HEW was then renamed the Department of Health and Human Services (HHS). These changes will not affect the data, however, until the 1980 survey. It should be noted that some agencies not surveyed, such as the Department of Justice, may account for a significant proportion of the total receipts at some institutions even though they may comprise a small proportion of total academic research and development.

Obligation figures listed for individual institutions reflect direct Federal support, so that amounts subcontracted to other institutions are included, while those received via subcontract arrangement from prime contractors are excluded.

Also excluded from the survey data are specified types of Federal financial assistance, particularly loans, such as those made by OE, agency support of Federal employee training and development activities, and financial support of an indirect nature, such as obligations designated to State agencies even though it is known that such funds are destined for an academic institution. Federal obligations to academic institutions exclude funds obligated to FFRDC's administered by universities and colleges, data for these organizations are shown separately, as are the FFRDC's administered by nonprofit institutions.

Obligations reported were rounded to the nearest thousand dollars. Obligations differ from expenditures in that funds allocated during one fiscal year may be spent by the recipient either in part or in whole during one or more later years.

Unless constant dollars are specified, data shown in this report are in current dollars. When constant-dollar figures are discussed, they are adjusted to 1972 levels and are based on the gross national product (GNP) implicit price deflator prepared by the Department of Commerce, which measures the impact of economic conditions on the dollar amounts at the time the awards are made by the granting agencies. When there is a time lag between the obligating of the funds by the agency and the actual expenditure of the money by the recipient institution, economic conditions in the interval also have an impact on the real value of goods and services.

Federal obligations to systems of institutions are presented on the basis of the individual institutions that comprise the system, but obligations awarded directly to the central administration of a system are listed separately. If the funding agency, however, does not know of the final destination of the funds, the agencies report the funds as obligations to a system's administrative office, or "central system," from which the funds are distributed to the system's individual institutions. The 14 agencies in 1979 reported obligations to 2,601 universities and colleges and 40 system offices.

It should be noted that the funding categories reported by Federal agencies may not fully portray the category for which the dollars were actually spent by the individual institutions receiving the funds. DOD obligations, for example, were reported solely for research and development, but some of the monies were spent for R&D plant and facilities.

A pilot evaluation study undertaken by Columbia Research Associates in 1976 under a contract with the NSF revealed some recurring sources of discrepancies between data supplied by the surveyed agencies and those found in institutions' own records. Among these are differences between the date of an agency's obligations and the date the funds were received by an institution and adjustments in indirect cost

reimbursement. Also, it was found that "institutions' own funds" include indirect support by the granting agency in the form of Federal funds that were in fact transmitted via an intermediate source such as a State government agency, treated as "unrestricted" in the accounts of recipient institutions, and later invested in research projects. Finally, agencies seem uncertain as to the institutional affiliation of some organizations such as branch campuses or research bureaus. As a result of an ongoing series of workshops with respondent agencies, it is hoped that NSF has assisted in reducing the number of discrepancies associated with the above problems and that the quality of agency reporting will continue to improve in future surveys.

In 1979 NSF instituted a policy of sending each doctorate-granting institution a copy of its "Institutional Profile," now showing the obligations reported by each funding agency since 1972, along with the totals reported in previous years by the institution for NSF's three other surveys of institutions of higher education, covering R&D expenditures, S/E personnel, and graduate students and postdoctorates. Institutional administrators are thereby given the opportunity to verify the accuracy of agency reporting and to resolve inconsistencies arising over time.

## relationship of this survey to the survey of federal funds for research and development

The following differences exist between the data presented in this report and those presented in the annual NSF survey, Federal Funds for Research and Development referred to hereafter as the Federal Funds survey.

(1) The Federal Support survey receives data on all Federal obligations to institutions of higher education by 14 Federal agencies that are heavily involved in S/E support within academic institutions. The Federal Funds survey is limited to gathering data on R&D and R&D plant obligations only, from all

39 Federal agencies which have such programs. Also, the Federal Funds series presents separate data on funding for basic research, applied research, and development by type of performer, without listing individual academic recipients.

(2) Certain funding categories are classified differently in the two programs. The National Institutes of Health (NIH) reports its General Research Grants Program under "general support for science" in this survey but under "research and development" in the Federal Funds survey. Also, the National Science Foundation (NSF) reported that portion of institutional development funds used to support R&D activities as "general support for science" in this survey, but as "research and development" in the Federal Funds survey.

(3) In this study, "selected nonprofit institutions" are primarily independent nonprofit research institutes. Federal agencies reported funding for these organizations for research, development, and R&D plant. Although in previous years this survey generally excluded voluntary nonprofit hospitals, professional and technical societies, academies of science, private philanthropic foundations, science exhibitors, trade and agricultural associations, and other types of nonprofit organizations, the Federal Funds program includes data for all nonprofit organizations in the country. As noted below, however, coverage of the nonprofit sector is currently being expanded to include those of all types with R&D programs.

(4) Interagency transfers of funds that are obligated to an academic or nonprofit institution are reported in the Federal Support program by the agency that actually obligates the funds to an institution. In the Federal Funds report, the initiating agency reports the obligations

## definitions

Universities and colleges include all institutions of higher education in the United States that offer at least one year of college-level studies leading toward a degree. A university or college comprises all parts of an academic institution, such as colleges of liberal arts, professional schools, hospitals, schools of agriculture, agricultural experiment stations,



etc., including bureaus, offices, and research centers (excluding FFRDC's), whether located on or off the main campus, and branch campuses controlled directly by the parent institution. The universe of academic institutions that is the foundation of this survey is derived from the *Education Directory, Colleges and Universities: 1978-79*, prepared by the National Center for Education Statistics (NCES) and from NSF's Institutional Technical Reference File. Institutions included are those which received Federal support during fiscal year 1979 and possess a significant degree of academic and administrative autonomy. Therefore, institutions within a system (groups of institutions having a collective legal status and generally recognized by a State government, a board of education, or other relevant organization), where a significant degree of autonomy remains at the individual institution level, are presented separately, while obligations to branch campuses are included in the totals for their parent institutions. The study excludes all obligations to the service academies and to the U.S. Department of Agriculture Graduate School.

**Independent nonprofit institutions** included in this report total 530 plus 6 FFRDC's administered by nonprofit organizations. They are defined as legal entities other than universities and colleges which are privately organized or chartered to serve the public interest and are exempt from most forms of Federal taxation. Before the data collection phase of the 1979 survey, the agencies received a list of nonprofit institutions believed to have received Federal obligations for research and development during fiscal year 1979. So that the sample could be as complete as possible, the survey included many institutions receiving less than \$15,000 of funding. In general, as noted earlier, nonprofit organizations other than research institutes and FFRDC's are excluded except where the size of their R&D programs is comparable to that of research institutions. In view of the fact that no survey of R&D activities of independent nonprofit institutions has been conducted by NSF since 1973, however, coverage of nonprofit institutions in the *Federal Support* survey is in the process of being significantly expanded. By fiscal year 1979, the coverage of nonprofit institu-

tions was significantly greater than that of the 1973 Survey of R&D Activities of Independent Nonprofit Institutions.<sup>1</sup>

FFRDC's in this report are organizational units administered by universities and colleges or other nonprofit institutions. These units have been established, in general, to achieve a particular R&D objective of a Federal agency. Uniform identification and classification criteria have been developed for use by all sponsoring agencies. To be classified as an FFRDC, an organization should:

(a) Perform primarily at least one of the following. Basic research, applied research, development, or management of research and development. Specifically excluded are organizations engaged primarily in routine quality control and testing, routine service activities, production mapping surveys, and information dissemination.

(b) Be organized as a separate operational entity within the parent organization or as a separately incorporated organization.

(c) Perform actual research and development or R&D management either on direct request of the Government or under a broad charter from the Government but in either case under the direct monitorship of the Government.

(d) Receive its major financial support — 70 percent or more — from the Federal Government, usually from one agency.

(e) Have, or be expected to have, a long-term relationship — about 5 years or more — with its sponsoring agency, as evidenced by the specific obligations it and the agency assume.

(f) Be established in the contract so that most or all of the facilities are owned or funded by the Government, and

(g) Have an average annual budget, including operating and capital equipment, of at least \$500,000.

This study includes 19 FFRDC's administered by universities and colleges and 6 by nonprofit institutions. Of the academic-administered FFRDC's, 10 were managed by individual institutions, 8 by consortia of universities, and 1, Argonne National Laboratory, was

jointly managed by the University of Chicago and the Argonne Universities Association. Prior to fiscal year 1978, the Applied Physics Laboratory (APL) and the Applied Research Laboratory (ARL) were categorized as FFRDC's. Beginning with the 1978 study, APL and ARL were reclassified into the academic sector.

**Academic science** includes all obligations for the following activities. Research and development, R&D plant, facilities and equipment for instruction in the sciences and engineering, fellowships, traineeships, and training grants, general support for science and engineering, and other S/E activities. These activities are defined as follows.

**Research and development** includes all research activities, both basic and applied, and all development activities that are supported at universities and colleges. Demonstration projects conducted to discover whether a technology or method is workable are considered to be within the scope of research and development if their objective is to produce new information within a specific time period. "Research" is defined as systematic study directed toward fuller scientific knowledge or understanding of the subject studied. Research can be classified as basic or applied, although data reported here are not separated into these categories. In basic research, the investigation is oriented toward gaining a better knowledge or understanding of the subject under study. In applied research, the investigation is aimed at discovering practical uses of the knowledge gained to meet a recognized need. "Development" is the systematic use of knowledge and understanding gained from research directed toward the production of useful materials, devices, systems, or methods, including design and development of prototypes and processes. Research and development exclude topographical mapping and surveys, collection of general-purpose statistics, and activities concerned primarily with the dissemination of scientific information. Research and development in the arts and humanities are excluded from this category but are included in "non-science activities."

**R&D plant** includes all costs — direct, indirect, and related — of all projects

<sup>1</sup>National Science Foundation. *R&D Activities of Independent Nonprofit Institutions, 1973*. (NSF 75-308) (Washington, D.C. U.S. Government Printing Office 1975)

whose main objective is to provide support for the construction, acquisition, renovation, modification, repair, or rental of facilities, land, works, or equipment for use in scientific or engineering research and development. A facility is interpreted broadly to be any physical resource important to the conduct of research and development.

**Facilities and equipment for instruction in the sciences and engineering** includes all programs whose main purpose is to provide support for the construction, acquisition, renovation, modification, repair, or rental of facilities, land, works, or equipment for use in instruction in science and engineering.

**Fellowships, traineeships, and training grants** include graduate programs in support of the development and maintenance of scientific and technical personnel resources. The total amounts pertaining to such awards (stipends and cost-of-education allowances) are reported on the basis of the institution chosen by the recipient. Excluded are programs that support research and educational institutes, seminars, and conferences such as teacher training activities provided through teacher institutes, short courses, research participation, and inservice seminars, activities aimed at the development of educational techniques and materials for use in S/E training, and programs which provide special opportunities for increasing the scientific knowledge and experience of precollege and undergraduate students. These activities are included in "other science activities," or if not science-oriented, in "nonscience activities."

**General support for science and engineering** includes programs which support nonspecific or generalized purposes related to scientific research and education. Such projects are generally oriented toward academic departments, institutes, or institutions as a whole, and embody varying types of support — ranging from support provided without any specification of purpose other than that the funds be used for scientific projects, to projects that provide funds for activities within a specified field of science without a specific purpose. NIH's Biomedical Sciences Support Grants and General Research Support Grants and NSF's Institutional Grants

for Science are examples of these types of programs.

**Other S/E activities** include all academic science activities that cannot meaningfully be assigned to one of the preceding five categories. Types of activities included are obligations in support of technical conferences, teacher institutes, and activities aimed at increasing the scientific knowledge of precollege and undergraduate students.

**Nonscience activities** include all other obligations excluded from the six science categories defined above but which represent direct funding (excluding loans) from a Federal agency to an academic institution for activities or purposes not specifically related to science and engineering. Included are all obligations for research, education, and facilities in the arts and humanities, as well as generalized projects for which the proportion utilized for scientific or engineering activities is unknown.

## fields of science

**Physical sciences** are concerned with the understanding of the material universe and its phenomena. They comprise the fields of astronomy, chemistry, physics, and physical sciences not elsewhere classified. Examples of disciplines under each of these fields are:

**Astronomy:** laboratory astrophysics; optical astronomy; radio astronomy; theoretical astrophysics; X-ray, Gamma-ray, neutrino astronomy

**Chemistry:** inorganic, organo-metallic; organic; physical

**Physics:** acoustics, atomic and molecular; condensed matter; elementary particles; nuclear structure; optics; plasma.

**Physical sciences, n.e.c.\***

**Mathematical and computer sciences** employ logical reasoning with the aid of symbols and are concerned with the development of methods of operations employing such symbols. They comprise the following two subcategories.

**Mathematics:** algebra, analysis, applied mathematics; foundations and logic, geometry, numerical analysis, statistics; topology.

**Computer sciences:** computer pro-

\*Not elsewhere classified. To be used for multidisciplinary projects within the primary field and for single discipline projects for which a separate discipline code has not been assigned.

gramming, computer and information sciences (general), design, development, and application of computer capabilities to data storage and manipulation, information sciences and systems; systems analysis.

**Mathematical and computer sciences, n.e.c.\***

**Environmental sciences:** (terrestrial and extraterrestrial) are concerned with the gross nonbiological properties of the areas of the solar system that directly or indirectly affect man's survival and welfare; they comprise the fields of atmospheric sciences, geological sciences, oceanography, and environmental sciences not elsewhere classified. Note that all obligations in support of oceanography, whether physical or biological, are now to be reported under field 33. Examples of disciplines under each of these fields are:

**Atmospheric sciences:** aeronomy, solar, weather modification, extraterrestrial atmospheres; meteorology.

**Geological sciences:** engineering geophysics, general geology; geodesy and gravity, geomagnetism, hydrology, inorganic geochemistry, isotopic geochemistry, organic geochemistry, laboratory geophysics, paleomagnetism, paleontology, physical geography and cartography, seismology, soil sciences.

**Oceanography:** biological oceanography, chemical oceanography, geological oceanography, physical oceanography; marine geophysics.

**Environmental sciences, n.e.c.\***

**Engineering** is concerned with studies directed toward developing engineering principles or toward making specific scientific principles usable in engineering practice. Engineering is divided into eight fields: aeronautical, astronautical, chemical, civil, electrical, mechanical, metallurgy and materials, and engineering not elsewhere classified. Examples of disciplines under each of these fields are:

**Aeronautical:** aerodynamics.

**Astronautical:** aerospace, space technology.

**Chemical:** petroleum, petroleum refining; process.

**Civil:** architectural, hydraulic, hydrologic; marine; sanitary and environmental, structural, transportation.

**Electrical:** communication; electronic; power.



**Mechanical:** engineering mechanics.

**Metallurgy and materials:** ceramic, mining; textile; welding.

**Engineering, n.e.c.\*** agricultural; bioengineering; biomedical, industrial and management, nuclear; ocean engineering; systems.

**Life sciences** consist of five detailed fields: biological (excluding environmental), environmental biology, agricultural, medical, and life sciences not elsewhere classified. The illustrative disciplines provided below under each of these detailed fields are intended to be guidelines, not sharp definitions, as to what should be reported under a particular field; they represent examples of disciplines generally classified under each detailed field. A discipline, however, may be classified under another detailed field when the major emphasis is elsewhere. Research in biochemistry could be reported as biological, agricultural, or medical, depending on the orientation of the project, human biochemistry should be classified under biological, but animal biochemistry or plant biochemistry should be under agricultural.

**Biological sciences (excluding environmental biology):** anatomy; biochemistry; biology; biometry and biostatistics; biophysics; botany; cell biology; entomology and parasitology; genetics; microbiology; neuroscience (biological); nutrition; physiology; zoology; other biological, n.e.c.\*

**Environmental biology:** ecosystem sciences; evolutionary biology; limnology; physiological ecology; population and biotic community ecology; systematics; other environmental biology, n.e.c.\*

**Agricultural sciences:** agronomy; animal sciences; food science and technology; fish and wildlife; forestry; horticulture; plant sciences; soils and soil science, phytopathology, phytoproduction, agriculture, general, other agriculture, n.e.c.\*

**Medical sciences:** internal medicine, neurology, obstetrics and gynecology; ophthalmology, otolaryngology; pediatrics; preventive medicine; pathology; pharmacology; psychiatry; radiology; surgery, dentistry, pharmacy, veterinary medicine, other medical, n.e.c.\*

**Life sciences, n.e.c.\***

**Psychology** deals with behavior, mental processes, and individual and group characteristics and abilities. Psychology is divided into three categories: biological aspects, social aspects, and psychological sciences, not elsewhere classified. Examples of the disciplines under each of these fields are

**Biological aspects:** experimental psychology; animal behavior; clinical psychology; comparative psychology; ethology.

**Social aspects:** social psychology; educational, personnel, vocational psychology and testing; industrial and engineering psychology; development and personality.

**Psychological sciences, n.e.c.\***

**Social sciences** are directed toward an understanding of the behavior of social institutions and groups and of individuals as members of a group. Social sciences include anthropology, economics, history, linguistics, political science, sociology, and social sciences not elsewhere classified. Examples of disciplines under the fields of social science are

**Anthropology:** archaeology; cultural and personality; social and ethnology; applied anthropology.

**Economics:** econometrics and economic statistics; history of economic thought, international economic, industrial, labor and agricultural economics, macroeconomics; microeconomics; public finance and fiscal policy; theory; economic systems and development.

**History:** history and philosophy of science.

**Linguistics:** anthropological-archeological, computational, psycholinguistics; sociolinguistics.

**Political science:** area or regional studies; comparative government; history of political ideas; international relations and law; national political and legal systems; political theory; public administration.

**Sociology:** comparative and historical; complex organizations; culture and social structure; demography; group interactions; social problems and social welfare; sociological theory.

**Social sciences, n.e.c.\*** research in law and education not elsewhere classified, socioeconomic geography.

**Other sciences, n.e.c.\*** to be used for multidisciplinary and interdisciplinary

projects that cannot be classified within one of the above broad fields of science

A list of university-managed FFRDC's is shown below. This list resulted from the findings of an interagency task force formed to study this area and has been amended over time to reflect institutional changes. The Director, Division of Science Resources Studies, NSF, should be advised of any changes in the status of the centers.

## department of defense

### department of the navy

Center for Naval Analyses  
(University of Rochester)  
Arlington, Virginia

### department of the air force

Lincoln Laboratory  
(Massachusetts Institute of Technology)  
Lexington, Massachusetts

## department of energy

Ames Laboratory  
(Iowa State University of  
Science and Technology)  
Ames, Iowa

Argonne National Laboratory  
(University of Chicago and  
Argonne Universities Association)  
Argonne, Illinois

Brookhaven National Laboratory  
(Associated Universities, Inc.)  
Upton, Long Island, N.Y.

E.O. Lawrence Berkeley Laboratory  
(University of California)  
Berkeley, California

E.O. Lawrence Livermore Laboratory  
(University of California)  
Livermore, California

Fermi National Accelerator Laboratory  
(Universities Research Association,  
Inc.)  
Batavia, Illinois

Los Alamos Scientific Laboratory  
(University of California)  
Los Alamos, New Mexico

Oak Ridge Institute of Nuclear Studies  
(Oak Ridge Associated Universities)  
Oak Ridge, Tennessee

Plasma Physics Laboratory  
(Princeton University)  
Princeton, New Jersey

Stanford Linear Accelerator Center  
(Stanford University)  
Stanford, California

## **national aeronautics and space administration**

Jet Propulsion Laboratory  
(California Institute of Technology)  
Pasadena, California

## **national science foundation**

Cerro Tololo Inter-American  
Observatory  
(Association of Universities for  
Research in Astronomy, Inc.)  
La Serena, Chile

Kitt Peak National Observatory  
(Association of Universities for  
Research in Astronomy, Inc.)  
Tucson, Arizona

National Astronomy and Ionosphere  
Center  
(Cornell University)  
Arecibo, Puerto Rico

National Center for Atmospheric  
Research  
(University Corp. for Atmospheric  
Research)  
Boulder, Colorado

National Radio Astronomy  
Observatory  
(Associated Universities, Inc.)  
Green Bank, West Virginia

Sacramento Peak Observatory  
(Association of Universities for  
Research in Astronomy, Inc.)  
Sunspot, New Mexico

# detailed statistical tables

## Federal Obligations to Universities and Colleges

	Page
<b>Trends</b>	
B-1. By type of activity: FY 1963-79 . . . . .	21
B-2. By type of activity and agency: FY 1963-79 . . . . .	22
B-3. By geographic division and State: FY 1972-79 . . . . .	25
B-4. The 100 receiving the largest amounts: FY 1972-79 . . . . .	26
B-5. Research and development, by detailed field of science. FY 1972-79 . . . . .	28
B-6. Research and development, by geographic division and State: FY 1972-79 . . . . .	29
B-7. Research and development to the 100 universities and colleges receiving the largest amounts: FY 1972-79 . . . . .	30
B-8. Fellowships, traineeships, and training grants, by detailed field of science: FY 1972-79 . . . . .	32
<b>Summary, FY 1979</b>	
B-9. By agency and type of activity . . . . .	33
<b>Geographic Distribution, FY 1979</b>	
B-10. Number of recipient institutions, by type of activity . . . . .	34
B-11. By agency . . . . .	37
B-12. Academic science, by agency . . . . .	38
<b>100 Institutions Ranked in Order of Amount Received, FY 1979</b>	
B-13. By type of activity . . . . .	39
B-14. By agency . . . . .	41
B-15. Academic science, by agency . . . . .	43
B-16. Research and development, by agency . . . . .	45
B-17. Fellowships, traineeships, and training grants, by agency . . . . .	47

B-18. Facilities and equipment for instruction in the sciences and engineering, by agency . . . . .	49
B-19. General support for science, by agency . . . . .	51

### Field of Science, FY 1979

B-20. Research and development, by agency . . . . .	53
B-21. HEW obligations for research and development, by HEW component . . . . .	54
B-22. DOD obligations for research and development, by DOD component . . . . .	55
B-23. Research and development to the 100 universities and colleges receiving the largest amounts . . . . .	56
B-24. Fellowships, traineeships, and training grants, by agency . . . . .	58
B-25. HEW obligations for fellowships, traineeships, and training grants, by HEW component . . . . .	59
B-26. Fellowships, traineeships, and training grants to the 100 universities and colleges receiving the largest amounts . . . . .	60

### Type of Control, FY 1979

B-27. Highest degree granted in the sciences and engineering, by agency . . . . .	62
B-28. Number of universities and colleges, by highest degree granted in the sciences and agency and type of activity . . . . .	62
B-29. Highest degree granted in the sciences and engineering, by type of activity . . . . .	63
B-30. Number of recipient institutions, by geographic distribution and type of activity . . . . .	64
B-31. Percent distribution by geographic distribution and type of activity . . . . .	69
B-32. The 100 public universities and colleges receiving the largest	

amounts, by agency . . . . .	72
B-33. The 100 private universities and colleges receiving the largest amounts, by agency . . . . .	74

### Institutional Listings by State, FY 1979

B-34. By type of activity . . . . .	76
B-35. By agency . . . . .	106
B-36. Research and development, by agency . . . . .	135
B-37. R&D plant, by agency . . . . .	144

## Federal Science Obligations to University-Administered FFRDC's<sup>1</sup>

B-38. By type of activity. FY 1963-79 . . . . .	146
B-39. By Agency. FY 1963-79 . . . . .	147
B-40. By Institution: FY 1963-79 . . . . .	148
B-41. By agency and type of activity, FY 1979 . . . . .	150
B-42. By State, institution, agency, and type of activity: FY 1979 . . . . .	151

## Federal Obligations To Independent Nonprofit Institutions and Nonprofit-Administered FFRDC's

B-43. Research, development, and R&D plant, by geographic distribution, institution, and agency: FY 1979 . . . . .	153
B-44. FFRDC's administered by independent nonprofit institutions for research, development, and R&D plant. FY 1971-79 . . . . .	161

<sup>1</sup>Federally funded research and development centers.

TABLE 8-1

FEDERAL OBLIGATIONS TO UNIVERSITIES AND COLLEGES, BY TYPE OF ACTIVITY:  
FY 1963 - 1979

(DOLLARS IN THOUSANDS)

FISCAL YEAR	TOTAL OBLIGATIONS	ACADEMIC SCIENCE							NONSCIENCE ACTIVITIES
		TOTAL ACADEMIC SCIENCE	RESEARCH AND DEVELOPMENT	RED PLANT	FACILITIES FOR INSTRUCTION IN THE SCIENCES & ENGINEERING	FELLOWSHIPS, TRAINEESHIPS, & TRAINING GRANTS	GENERAL SUPPORT FOR SCIENCE	OTHER SCIENCE ACTIVITIES	
1963 .....	1,413,015	1,328,511	829,524	105,896	(1)	(1)	(1)	593,091	84,504
1964 .....	1,624,963	1,528,604	975,597	100,837	(1)	(1)	(1)	452,170	96,359
1965 .....	2,305,455	1,816,171	1,094,963	126,196	(1)	(1)	(1)	595,012	489,284
1966 .....	3,009,950	2,163,504	1,252,146	114,767	(1)	365,560	(1)	431,031	846,446
1967 .....	3,317,709	2,323,795	1,301,242	111,309	(1)	447,236	(1)	464,008	993,914
1968 .....	3,386,637	2,349,817	1,398,305	96,148	(1)	440,895	(1)	414,469	1,036,820
1969 .....	3,462,370	2,361,399	1,474,681	54,516	(1)	436,270	(1)	395,932	1,100,971
1970 .....	3,236,612	2,187,579	1,446,618	44,778	(1)	429,408	(1)	266,775	1,049,033
1971 .....	3,498,596	2,343,129	1,551,391	29,942	28,729	421,029	99,669	212,369	1,155,467
1972 .....	4,144,570	2,598,989	1,852,963	36,917	26,341	387,888	83,288	211,592	1,545,581
1973 .....	3,838,919	2,464,179	1,870,567	43,338	13,372	287,210	38,964	210,788	1,374,740
1974 .....	4,480,372	2,736,984	2,085,204	29,009	3,506	326,600	86,974	205,691	1,743,888
1975 .....	4,547,194	2,805,783	2,238,744	44,787	12,370	201,273	46,353	262,256	1,741,408
1976 .....	5,402,764	2,959,656	2,423,072	23,899	11,108	174,871	74,483	252,223	2,443,106
1977 .....	6,489,735	3,351,337	2,788,517	36,871	17,782	184,671	75,928	247,968	3,138,398
1978 .....	7,471,615	3,959,604	3,363,844	34,328	26,664	205,865	74,398	254,505	3,512,011
1979 .....	6,195,596	4,469,632	3,846,321	32,068	33,245	204,805	92,483	260,710	1,725,964

1/ NOT SEPARATELY IDENTIFIED BUT INCLUDED UNDER "OTHER SCIENCE ACTIVITIES".

SOURCE: NATIONAL SCIENCE FOUNDATION

TABLE B-2

FEDERAL OBLIGATIONS TO UNIVERSITIES AND COLLEGES, BY TYPE OF ACTIVITY AND AGENCY:  
FY 1963 - 79

(DOLLARS IN MILLIONS)

ACTIVITY & YEAR	TOTAL	USDA	COM	DOD	DEB	DOE 1/	EPA	HEW	HUD	INT	AID	LABOR	NASA	NSF	MRC	DOT
<b>TOTAL OBLIGATIONS</b>																
1963	1,413.0	104.0	1.8	218.0	-	76.1	-	665.3	-	4.0	N/A	N/A	87.4	256.3	-	-
1964	1,625.0	115.0	1.7	258.1	-	79.9	-	780.0	-	5.3	N/A	N/A	107.6	277.5	-	-
1965	2,305.5	135.6	2.6	267.9	N/A	84.4	-	1,345.6	-	9.7	N/A	N/A	134.3	325.2	-	-
1966	3,010.0	141.0	2.8	278.0	N/A	96.9	-	1,952.2	-	22.4	N/A	N/A	142.2	374.5	-	-
1967	3,317.7	144.8	7.9	264.1	N/A	109.6	-	2,237.8	-	27.4	N/A	N/A	131.5	394.5	-	-
1968	3,386.6	144.2	9.8	243.1	54.7	119.7	-	2,222.2	1.7	28.2	N/A	6.6	129.8	422.8	-	3.8
1969	3,462.4	155.9	3.9	278.7	60.4	121.0	-	2,302.4	1.1	24.3	10.0	10.4	127.2	367.0	-	N/A
1970	3,236.6	182.1	4.9	265.5	35.6	114.5	-	2,060.9	.6	27.7	10.9	5.2	131.2	387.4	-	10.1
1971	3,498.6	214.6	9.7	249.0	37.5	105.8	27.2	2,274.6	.7	22.6	19.1	5.2	134.1	387.7	-	10.8
1972	4,144.6	238.6	26.0	243.9	30.0	95.3	23.3	2,892.0	1.5	24.4	18.7	7.5	119.0	458.7	-	15.9
1973	3,838.9	256.8	28.6	232.8	30.1	96.0	27.7	2,576.3	.9	23.8	10.7	8.3	111.4	419.6	-	15.9
1974	4,480.4	260.7	29.5	184.4	10.0	99.5	30.9	3,250.4	2.9	23.8	19.9	7.2	98.9	449.6	-	12.8
1975	4,547.2	290.7	26.4	190.5	-	124.3	38.8	3,207.9	2.3	28.8	12.4	5.5	108.0	490.5	0.1	20.8
1976	5,402.8	328.6	39.1	211.9	-	144.1	33.0	3,964.3	1.4	28.2	13.5	4.5	118.9	496.3	3.3	15.7
1977	6,499.7	346.7	32.5	267.3	-	211.8	46.3	4,817.0	4.3	29.5	24.4	7.2	121.0	565.8	4.7	11.4
1978	7,471.6	394.8	35.9	452.3	-	269.7	55.8	5,403.8	10.5	44.0	28.1	12.6	130.5	607.1	8.8	17.6
1979	6,195.6	427.0	47.3	528.7	-	274.9	68.1	3,932.0	4.0	40.1	28.5	11.1	143.9	671.5	6.9	11.4
<b>TOTAL ACADEMIC SCIENCE</b>																
1963	1,328.5	104.0	1.8	218.0	-	76.1	-	581.0	-	3.8	N/A	N/A	87.4	256.3	-	-
1964	1,528.6	115.0	1.7	258.1	-	79.9	-	683.8	-	5.1	N/A	N/A	107.6	277.5	-	-
1965	1,816.2	135.6	2.6	267.9	N/A	84.4	-	856.5	-	9.6	N/A	N/A	134.3	325.2	-	-
1966	2,163.5	141.0	2.8	278.0	N/A	96.9	-	1,109.2	-	19.1	N/A	N/A	142.2	374.5	-	-
1967	2,323.8	144.8	4.4	264.1	N/A	109.6	-	1,251.0	-	23.9	N/A	N/A	131.5	394.5	-	-
1968	2,349.8	144.2	8.0	243.1	12.5	119.7	-	1,229.4	1.7	28.2	N/A	6.6	129.8	422.8	-	3.7
1969	2,361.4	155.9	2.2	278.7	9.3	121.0	-	1,261.8	.1	24.3	3.9	9.1	127.2	367.0	-	N/A
1970	2,187.6	182.1	3.9	265.5	18.9	115.5	-	1,036.7	.5	27.7	5.5	3.5	131.2	387.4	-	10.1
1971	2,343.1	214.6	7.6	249.0	16.4	105.8	27.2	1,142.3	.7	22.6	19.1	5.2	134.1	387.7	-	10.8
1972	2,599.0	238.6	26.0	243.9	8.3	95.3	23.3	1,318.4	1.5	24.3	18.7	7.3	119.0	458.7	-	15.9
1973	2,464.2	256.8	28.4	232.8	8.7	96.0	27.7	1,225.0	.9	23.7	10.7	6.3	111.4	419.6	-	15.9
1974	2,737.0	260.7	29.4	184.4	4.1	99.5	30.9	1,515.4	.6	23.8	19.9	7.1	98.9	449.6	-	12.8
1975	2,805.8	290.7	25.8	190.5	-	124.3	38.8	1,467.3	2.3	28.8	12.4	5.5	108.0	490.5	**	20.8
1976	2,959.7	328.6	38.2	211.9	-	144.1	33.0	1,522.2	1.4	28.2	13.5	4.5	118.9	496.3	3.2	15.7
1977	3,351.3	346.7	32.5	267.3	-	208.1	46.3	1,686.5	4.3	29.5	24.4	7.2	121.0	565.8	4.5	10.9
1978	3,959.6	391.7	35.9	452.3	-	267.2	54.7	1,900.7	10.5	42.5	28.1	12.6	130.5	607.1	8.4	17.3
1979	4,469.6	422.5	47.3	528.7	-	273.9	66.7	2,213.0	4.0	40.1	28.5	11.1	143.9	671.5	6.9	11.4
<b>RESEARCH AND DEVELOPMENT</b>																
1963	829.5	40.6	1.5	218.0	-	68.3	-	332.9	-	3.8	N/A	N/A	59.8	104.6	-	-
1964	978.6	47.5	1.1	258.1	-	70.5	-	399.2	-	5.0	N/A	N/A	78.2	115.8	-	-
1965	1,095.0	59.1	2.1	267.9	N/A	74.8	-	441.9	-	9.5	N/A	N/A	100.6	139.2	-	-
1966	1,252.1	62.9	2.1	278.0	N/A	83.2	-	507.3	-	18.7	N/A	N/A	107.4	192.5	-	-
1967	1,301.2	64.0	4.4	264.1	N/A	89.7	-	577.0	-	23.9	N/A	N/A	109.0	170.2	-	-
1968	1,398.3	62.2	6.7	243.1	12.3	101.8	-	619.1	1.0	27.8	N/A	6.6	126.1	187.7	-	3.7
1969	1,474.7	63.6	1.7	278.7	9.3	103.1	-	667.1	1.0	23.5	3.9	9.1	122.3	191.5	-	N/A
1970	1,446.6	67.4	3.2	265.5	18.9	101.4	-	614.9	.5	22.1	5.5	3.5	127.4	201.2	-	10.1
1971	1,551.4	74.8	6.9	249.0	16.4	95.9	17.0	695.7	.7	21.3	17.1	3.3	128.5	216.9	-	8.0
1972	1,853.0	88.6	23.6	243.9	8.3	86.8	17.7	879.3	1.5	23.0	13.5	7.3	112.4	334.7	-	12.4
1973	1,870.5	93.8	24.9	232.8	8.7	85.0	18.6	903.8	.9	22.2	8.4	5.0	102.6	348.5	-	15.2
1974	2,085.2	96.7	26.6	184.4	3.4	94.6	24.1	1,129.0	.6	22.2	18.4	5.6	92.0	376.1	-	11.5
1975	2,238.7	110.5	22.2	190.5	-	119.2	33.8	1,205.2	2.3	27.2	8.3	4.0	100.2	397.3	.0	18.1
1976	2,423.1	124.2	29.0	211.9	-	138.1	29.3	1,296.2	1.4	25.7	10.7	3.0	106.8	428.7	3.2	14.9
1977	2,788.9	142.2	32.2	267.3	-	187.2	45.0	1,452.1	4.3	27.4	20.2	7.2	113.7	476.5	3.8	9.6
1978	3,363.8	175.3	35.0	452.3	-	251.1	51.1	1,657.6	10.5	34.3	24.9	12.6	124.7	509.7	8.4	16.2
1979	3,846.3	193.8	45.9	528.7	-	256.4	60.9	1,965.8	4.0	35.3	28.0	11.1	137.2	561.3	6.5	11.4

NOTES AT END OF TABLE.



TABLE B-2

FEDERAL OBLIGATIONS TO UNIVERSITIES AND COLLEGES, BY TYPE OF ACTIVITY AND AGENCY:  
FY 1963 - 79

(DOLLARS IN MILLIONS)

-CONTINUED

ACTIVITY & YEAR	TOTAL	USDA	COM	DDO	DED	DOE	EPA	HEW	HUD	INT	AID	LABOR	NASA	NSF	NRC	DOT
<b>R&amp;D PLANT</b>																
1963 ....	105.9	.0	.0	.0	-	2.6	-	39.2	-	.1	N/A	N/A	13.4	50.6	-	-
1964 ....	100.8	.0	.0	.0	-	4.0	-	39.9	-	.0	N/A	N/A	9.1	47.8	-	-
1965 ....	126.2	3.2	.0	.0	N/A	3.8	-	54.8	-	.0	N/A	N/A	8.4	56.0	-	-
1966 ....	114.8	2.0	.0	.0	N/A	7.4	-	48.5	-	.2	N/A	N/A	7.4	49.3	-	-
1967 ....	111.3	2.0	.3	.0	N/A	13.8	-	38.1	-	.0	N/A	N/A	5.0	52.1	-	-
1968 ....	96.1	1.9	.2	.0	.0	11.9	-	36.9	.0	.0	N/A	.0	.0	45.3	-	.0
1969 ....	54.5	1.2	.0	.0	.0	11.4	-	20.5	.0	.0	0.0	.0	.0	21.4	-	N/A
1970 ....	44.8	1.1	.0	.0	.0	7.1	-	20.0	.0	.0	.0	.0	.0	16.5	-	.0
1971 ....	29.9	.0	.0	.0	.0	4.8	.0	15.2	.0	.0	.0	.0	.2	9.7	-	.0
1972 ....	36.9	.0	.0	.0	.0	4.1	.0	22.2	.0	.0	.0	.0	.6	10.0	-	.0
1973 ....	43.3	.0	.3	.0	.0	5.6	.0	26.7	.0	.2	.0	.0	3.0	7.4	-	.0
1974 ....	29.0	.0	.0	.0	.0	4.2	.0	14.5	.0	.0	.0	.0	.1	10.2	-	.0
1975 ....	44.8	.0	.0	.0	-	4.2	.0	22.9	.0	.0	.0	.0	.1	17.6	.0	.0
1976 ....	23.9	.0	1.0	.0	-	5.6	.0	11.4	.0	.0	.0	.0	.1	5.9	.0	.0
1977 ....	36.5	.0	.0	.0	-	17.5	.0	11.1	.0	.0	.0	.0	.0	7.3	.0	.5
1978 ....	34.3	.0	.0	.0	-	13.4	.0	9.9	.0	.0	.0	.0	.0	11.0	.0	.0
1979 ....	32.1	.0	.0	.0	-	9.1	.0	7.5	.0	.0	.5	.0	.2	14.7	.0	.0
<b>FACILITIES FOR INSTRUCTION</b>																
1971 2/...	28.7	.3	.0	.0	.0	2.3	.0	13.9	.0	.1	.0	.0	.0	12.1	-	.0
1972 ....	26.3	.5	.0	.0	.0	1.9	.0	20.9	.0	.0	.0	.0	.0	33.0	-	.0
1973 ....	13.4	.0	.0	.0	.0	2.3	.0	9.4	.0	.1	.0	.0	.0	1.6	-	.0
1974 ....	3.5	.0	.0	.0	.0	.0	.0	.4	.0	.0	.0	.0	.0	3.1	-	.0
1975 ....	12.4	.0	.1	.0	-	.0	.0	4.9	.0	.0	.0	.0	.0	7.4	.0	.0
1976 ....	11.1	.0	.3	.0	-	.0	.0	.0	.0	.0	.0	.0	.0	10.8	.0	.0
1977 ....	17.8	.0	.0	.0	-	.4	.0	.0	.0	.0	.0	.0	.0	17.4	.0	.0
1978 ....	26.7	.0	.0	.0	-	1.3	.0	.0	.0	.0	.0	.0	.0	25.3	.0	.0
1979 ....	33.2	.0	.0	.0	-	3.5	.0	.0	.0	.0	.0	.0	.0	29.7	.0	.0
<b>FELLOWSHIPS, TRAINEE-SHIPS, &amp; TRNG. GRNTS</b>																
1966 2/...	365.6	-	.0	-	N/A	3.2	-	289.9	-	.0	N/A	N/A	25.0	47.5	-	-
1967 ....	447.2	-	.0	-	N/A	3.7	-	379.2	-	.0	N/A	N/A	15.0	43.4	-	-
1968 ....	440.9	-	.0	-	.0	3.6	-	387.0	-	.0	N/A	.0	.9	49.4	-	.0
1969 ....	436.3	-	.0	-	.0	5.5	-	375.7	-	.0	-	.0	1.3	53.8	-	N/A
1970 ....	429.4	-	.0	-	.0	5.0	-	369.6	-	.0	-	.0	2.1	52.7	-	.0
1971 ....	421.0	.0	.0	.0	.0	2.6	10.1	361.4	.0	.0	.0	.6	1.0	42.3	-	2.8
1972 ....	387.9	.0	.4	.0	.0	2.0	5.6	346.6	.0	.0	.0	.0	1.1	28.8	-	3.5
1973 ....	287.2	.0	.6	.0	.0	2.3	9.2	256.3	.0	.0	.0	.0	1.3	16.4	-	.7
1974 ....	326.6	.0	.0	.0	.7	.5	6.8	301.5	.0	.0	.0	.0	1.2	14.4	-	1.3
1975 ....	201.3	.0	.0	.0	.7	.5	5.0	181.7	.0	.0	.0	.0	1.3	9.7	.0	2.7
1976 ....	174.9	.0	.0	.0	-	.1	3.6	155.6	.0	.0	.0	.0	1.3	13.4	.0	.8
1977 ....	184.7	.0	.0	.0	-	.2	1.3	165.9	.0	.0	.0	.0	1.4	14.8	.1	.0
1978 ....	205.9	.0	.0	.0	-	.7	3.6	184.1	.0	3.2	.6	.0	1.3	11.7	.0	.6
1979 ....	204.8	.0	.0	.0	-	1.9	4.5	182.2	.0	.3	.0	.0	1.8	14.1	.0	.0
<b>GENERAL SUPPORT FOR SCIENCE</b>																
1971 2/...	99	.0	.2	.0	.0	.0	.0	40.2	.0	1.1	.0	1.2	.0	56.9	-	.0
1972 ....	83	.0	1.5	.0	.0	.0	.0	40.7	.0	1.2	5.2	.0	.0	34.7	-	.0
1973 ....	39	.0	.0	.0	.0	.0	.0	20.2	.0	1.3	2.3	.9	.0	14.2	-	.0
1974 ....	87.0	.0	.5	.0	.0	.0	.0	64.2	.0	1.6	1.5	1.4	.0	17.8	-	.0
1975 ....	46.4	.0	1.8	.0	-	.0	.0	37.3	.0	1.6	4.2	1.5	.0	1.0	.0	.0
1976 ....	74.5	.0	4.4	.0	-	.0	.0	41.8	.0	2.4	2.8	1.5	.0	21.6	.0	.0
1977 ....	75.9	.0	.0	.0	-	2.5	.0	42.0	.0	1.8	4.1	.0	.0	24.8	.7	.0
1978 ....	74.4	.0	.0	.0	-	.3	.0	45.0	.0	5.0	.0	.0	.0	23.8	.0	.3
1979 ....	92.5	4.7	.0	.0	-	.0	1.3	52.8	.0	4.4	.0	.0	.0	29.4	.0	.0

SEE FOOTNOTES AT END OF TABLE.

TABLE B-2

FEDERAL OBLIGATIONS TO UNIVERSITIES AND COLLEGES, BY TYPE OF ACTIVITY AND AGENCY:  
FY 1963 - 79

(DOLLARS IN MILLIONS)

-CONTINUED

ACTIVITY & YEAR	TOTAL	USDA	COM	DOD	DEO	DOE 1/	EPA	HEW	HUD	INT	AID	LABOR	NASA	NSF	NRC	DOT
<b>OTHER SCIENCE ACTIVITIES</b>																
1963	393.1	63.4	.3	.0	-	5.3	-	208.9	-	**	N/A	N/A	14.1	101.1	-	-
1964	452.2	67.5	.6	.0	-	5.4	-	244.6	-	**	N/A	N/A	20.2	113.9	-	-
1965	595.0	73.3	.6	.0	N/A	5.9	-	359.8	-	**	N/A	N/A	25.4	130.1	-	-
1966	431.0	76.1	.7	.0	N/A	3.1	-	263.4	-	.2	N/A	N/A	2.3	85.2	-	-
1967	464.0	78.8	.7	.0	N/A	2.5	-	256.7	-	**	N/A	N/A	2.4	122.8	-	-
1968	414.5	80.1	1.0	.0	.0	2.5	-	186.4	.7	.4	N/A	.0	2.8	140.5	-	**
1969	395.9	91.1	.5	**	.0	1.0	-	198.4	.1	.9	.0	.0	3.7	100.2	-	N/A
1970	266.8	113.5	.7	**	.0	1.0	-	32.2	.0	.6	.0	.0	1.7	117.0	-	.0
1971	212.4	139.5	.5	.0	.0	.3	.0	15.9	.0	.0	2.0	.1	4.2	49.9	-	.0
1972	211.6	149.5	.6	.0	.0	.5	.0	8.6	.0	.0	.0	.0	4.9	47.5	-	.0
1973	210.8	163.0	2.7	.0	.0	.8	.0	8.0	.0	.0	.0	.4	4.5	31.4	-	.0
1974	205.7	164.0	2.2	.0	.0	.2	.0	5.7	.0	.0	.0	.0	5.7	27.9	-	.0
1975	262.3	180.2	1.7	.0	-	.1	.0	15.3	.0	.0	.0	**	6.4	58.6	**	.0
1976	252.2	204.4	3.6	.0	-	.3	.0	17.1	.0	.1	.0	.0	10.7	16.0	.0	.0
1977	248.0	201.0	.3	.0	-	.3	.0	15.4	.0	.3	.0	.0	5.9	24.9	.0	.0
1978	254.5	216.4	.9	.0	-	.3	.0	4.1	.0	.0	2.6	.0	4.4	25.6	.0	.2
1979	260.7	224.0	1.5	.0	-	3.0	.1	4.7	.0	.0	.0	.0	4.7	22.4	.7	.0
<b>NONSCIENCE ACTIVITIES</b>																
1963	84.5	.0	.0	.0	-	.0	-	84.3	-	.2	N/A	N/A	.0	.0	-	-
1964	96.4	.0	.0	.0	-	.0	-	96.2	-	.1	N/A	N/A	.0	.0	-	-
1965	489.3	**	.0	.0	N/A	.0	-	489.1	-	.1	N/A	N/A	.0	.0	-	-
1966	846.4	**	.0	.0	N/A	.0	-	843.1	-	4.4	N/A	N/A	.0	.0	-	-
1967	993.9	**	3.5	.0	N/A	.0	-	986.8	-	3.5	N/A	N/A	.0	.0	-	-
1968	1,036.8	.0	1.8	.0	42.2	.0	-	992.8	.0	.0	N/A	.0	.0	.0	-	.1
1969	1,101.0	.0	1.8	**	51.1	.0	-	1,040.6	**	.0	6.1	1.3	.0	.0	-	N/A
1970	1,049.0	.0	1.0	**	16.7	.0	-	1,024.2	**	.0	5.4	1.7	.0	.0	-	.0
1971	1,155.5	.0	2.8	.0	21.1	.0	.0	1,132.3	.0	**	.0	.0	.0	.0	-	.0
1972	1,545.6	.0	.0	.0	21.7	.0	.0	1,523.5	.0	.1	.0	.2	.9	.0	-	.0
1973	1,374.7	.0	.1	.0	21.3	**	.0	1,351.2	.0	.1	.0	2.0	.0	.0	-	.0
1974	1,743.4	.0	.1	.0	5.9	.0	.0	1,735.0	2.2	.0	.0	.1	.0	.0	-	.0
1975	1,741.4	.0	.7	.0	-	.0	.0	1,740.6	.0	**	.0	.0	.0	.0	.1	.0
1976	2,443.1	.0	.9	.0	-	.0	.0	2,442.1	.0	.1	.0	.0	.0	.0	**	.2
1977	3,138.4	3.5	.0	.0	-	3.7	.0	3,130.5	.0	.0	.0	.0	.0	.0	.2	.5
1978	3,512.0	3.2	.0	.0	-	2.5	1.1	3,503.1	.0	1.5	.0	.0	.0	.0	.4	.2
1979	1,726.0	4.5	.0	.0	-	1.0	1.4	1,719.1	.0	.0	.0	.0	.0	.0	**	.0

1/ DATA SHOWN FOR FISCAL YEARS 1963 - 74 AND FISCAL YEARS 1975 - 77 REPRESENT OBLIGATIONS OF ATOMIC ENERGY COMMISSION AND ENERGY RESEARCH DEVELOPMENT ADMINISTRATION, RESPECTIVELY.

2/ DATA PREVIOUS TO THIS YEAR ARE NOT SEPARATELY IDENTIFIED BUT ARE INCLUDED UNDER "OTHER SCIENCE ACTIVITIES".

\*\* INDICATES AMOUNT LESS THAN \$50,000.

SOURCE: NATIONAL SCIENCE FOUNDATION



TABLE B-3

FEDERAL OBLIGATIONS TO UNIVERSITIES AND COLLEGES, BY GEOGRAPHIC DIVISION AND STATE:  
FY 1972 - 79

GEOGRAPHIC DIVISION AND STATE	(DOLLARS IN THOUSANDS)							
	1972	1973	1974	1975	1976	1977	1978	1979
UNITED STATES, TOTAL	4,144,570	3,838,919	4,480,372	4,547,191	5,402,764	6,489,735	7,471,615	6,195,596
NEW ENGLAND, TOTAL	418,516	403,097	397,431	417,449	470,718	580,619	673,635	574,681
CONNECTICUT	69,697	62,809	80,189	76,159	84,959	101,262	115,839	114,497
MAINE	8,877	11,077	9,921	16,520	21,972	23,893	28,439	13,563
MASSACHUSETTS	288,183	281,024	255,810	261,968	289,431	367,233	430,951	368,732
NEW HAMPSHIRE	16,652	14,623	16,068	17,411	21,925	28,624	29,910	21,924
RHODE ISLAND	21,671	21,399	21,273	24,901	29,896	34,191	37,776	35,047
VERMONT	13,436	12,165	14,170	20,490	22,535	25,416	30,720	20,918
MIDDLE ATLANTIC, TOTAL	672,437	604,825	690,096	747,004	847,154	1,037,563	1,220,703	989,771
NEW JERSEY	67,660	60,264	71,226	79,850	86,460	106,945	124,529	90,151
NEW YORK	403,601	358,677	405,904	454,385	528,470	626,079	746,768	599,207
PENNSYLVANIA	201,176	185,884	212,966	212,769	252,224	304,539	349,406	300,413
EAST NORTH CENTRAL, TOTAL	630,134	597,858	672,463	661,752	803,526	956,725	1,084,334	843,208
ILLINOIS	178,309	169,548	208,488	200,671	231,732	280,841	322,271	246,188
INDIANA	81,014	68,857	77,613	75,960	90,898	104,988	120,287	95,766
MICHIGAN	141,409	122,772	147,492	139,803	182,214	220,516	238,889	176,157
OHIO	134,184	125,080	135,519	137,595	168,744	201,509	235,293	185,315
WISCONSIN	95,218	111,651	103,351	107,723	129,939	148,871	167,594	139,782
WEST NORTH CENTRAL, TOTAL	320,919	291,088	356,149	341,949	411,377	472,236	515,023	436,030
IOWA	49,990	48,674	57,858	58,184	68,093	73,498	82,763	76,795
KANSAS	41,020	37,709	45,348	40,552	50,588	59,760	67,527	54,774
MINNESOTA	78,318	69,106	81,465	88,627	99,315	125,116	128,795	111,114
MISSOURI	93,450	84,912	107,258	98,058	114,321	135,048	145,570	122,545
NEBRASKA	27,081	27,354	36,530	28,047	42,131	37,848	40,761	37,358
NORTH DAKOTA	14,781	10,852	15,720	15,741	18,965	19,656	25,952	18,372
SOUTH DAKOTA	16,279	12,481	11,980	12,740	17,964	21,314	23,655	15,070
SOUTH ATLANTIC, TOTAL	646,793	599,493	719,057	730,564	849,559	1,029,621	1,286,041	1,202,848
DELAWARE	7,512	6,920	8,704	9,090	13,741	13,197	14,696	12,970
DISTRICT OF COLUMBIA	122,189	123,858	140,422	159,792	154,232	206,026	206,219	228,024
FLORIDA	102,154	83,952	96,618	101,027	120,654	159,458	186,909	127,259
GEORGIA	70,529	65,208	81,164	82,368	98,191	117,467	135,529	105,854
MARYLAND	96,468	100,441	109,664	110,556	130,301	147,596	308,507	363,153
NORTH CAROLINA	130,693	110,685	145,029	132,535	155,247	181,694	199,436	187,494
SOUTH CAROLINA	35,305	31,721	42,390	41,196	57,530	61,765	68,768	47,268
VIRGINIA	59,254	58,009	72,364	70,979	90,562	110,444	131,003	106,071
WEST VIRGINIA	22,689	18,699	22,702	23,041	29,101	31,974	34,974	24,755
EAST SOUTH CENTRAL, TOTAL	244,892	208,731	270,000	268,109	325,678	390,540	424,632	311,486
ALABAMA	74,725	67,628	78,682	83,966	102,411	114,508	125,687	96,991
KENTUCKY	42,601	35,512	45,719	46,148	54,122	73,659	75,190	50,580
MISSISSIPPI	40,905	32,948	46,236	47,734	58,191	72,129	83,002	54,044
TENNESSEE	86,661	72,643	99,363	90,261	110,994	130,244	142,753	109,871
WEST SOUTH CENTRAL, TOTAL	312,988	304,675	373,167	350,411	453,692	532,757	593,115	433,873
ARKANSAS	27,544	21,099	24,143	29,870	29,818	43,904	50,061	28,909
LOUISIANA	58,026	59,384	58,948	53,403	93,025	95,898	94,428	60,705
OKLAHOMA	38,595	33,839	51,974	46,472	55,740	62,257	71,260	41,482
TEXAS	188,823	190,353	238,132	218,666	275,109	330,698	377,366	302,777
MOUNTAIN, TOTAL	223,755	197,568	227,250	240,519	277,841	345,168	388,785	331,181
ARIZONA	34,899	32,944	36,492	40,917	46,822	65,851	71,867	59,469
COLORADO	69,220	64,170	73,447	76,187	86,191	106,053	118,303	102,717
IDAHO	7,886	7,545	8,023	7,767	11,020	13,388	15,928	9,657
MONTANA	12,973	9,807	10,809	12,880	15,924	17,940	19,637	14,563
NEVADA	6,978	6,552	6,351	6,861	9,062	12,004	11,636	10,063
NEW MEXICO	37,147	30,500	36,419	40,438	49,972	62,741	75,826	58,015
UTAH	47,370	39,742	49,142	47,116	49,128	55,736	65,105	65,389
WYOMING	7,372	6,308	6,567	8,353	9,722	11,395	10,483	11,308
PACIFIC, TOTAL	646,185	601,970	728,014	737,318	872,380	1,016,244	1,134,100	1,003,724
ALASKA	10,902	12,938	13,649	14,220	15,810	22,635	28,275	27,457
CALIFORNIA	465,559	429,062	526,467	529,184	612,517	718,743	802,820	725,106
HAWAII	22,936	24,251	30,850	28,023	37,615	34,827	44,070	40,221
OREGON	51,122	48,782	49,495	56,233	71,764	86,013	93,217	70,016
WASHINGTON	95,666	86,937	107,553	109,658	134,674	154,026	165,718	140,924
OUTLYING AREAS, TOTAL	27,951	29,614	46,745	52,116	90,839	128,322	151,247	68,794
GUAM	493	347	1,268	1,172	1,941	2,497	3,071	2,243
PUERTO RICO	26,896	28,621	43,936	49,550	87,284	124,115	145,192	63,567
AMERICAN SAMOA	0	63	0	125	166	195	411	350
VIRGIN ISLANDS	562	583	1,541	1,269	1,291	1,422	2,056	2,415
TRUST TERRITORY PAC ISL	0	0	0	0	157	93	517	219

NOTE: DATA FOR EACH YEAR REFLECT THE AGENCIES INCLUDED IN THE SURVEY SYSTEM FOR THAT YEAR.

SOURCE: NATIONAL SCIENCE FOUNDATION

TABLE B-4

FEDERAL OBLIGATIONS TO THE 100 UNIVERSITIES AND COLLEGES RECEIVING THE LARGEST AMOUNTS:  
FY 1972 - 79

(DOLLARS IN THOUSANDS)

INSTITUTION (RANKED BY TOTAL 1979 FEDERAL OBLIGATIONS)		1972	1973	1974	1975	1976	1977	1978	1979
UNITED STATES TOTAL		4,144,570	3,838,919	4,480,372	4,547,191	5,402,764	6,489,735	7,471,615	6,195,596
1	JOHNS HOPKINS UNIVERSITY	54,681	56,062	58,347	57,234	58,742	64,435	212,866	291,020
2	HOWARD UNIVERSITY	65,078	72,719	83,815	94,762	99,939	116,381	116,195	130,047
3	MASS INST OF TECHNOLOGY	112,472	125,530	69,511	80,342	79,580	109,439	130,586	124,731
4	UNIVERSITY OF WASHINGTON	73,284	67,258	81,890	81,015	85,448	96,953	105,671	112,537
5	STANFORD UNIVERSITY	62,224	56,861	66,789	70,269	73,513	84,946	94,009	109,710
6	UNIV OF CAL LOS ANGELES	63,893	60,884	73,685	75,105	75,156	86,257	97,779	102,686
7	UNIV OF WIS-MADISON	62,512	79,554	73,602	65,513	69,019	77,878	99,330	99,171
8	UNIVERSITY OF MINNESOTA	64,246	57,614	68,065	73,651	71,858	92,684	93,558	97,903
9	UNIV OF CAL SAN DIEGO	57,693	55,214	71,112	63,210	70,821	77,051	88,508	96,091
10	HARVARD UNIVERSITY	65,072	61,405	72,539	65,186	67,149	76,711	89,949	93,457
TOTAL 1ST 10 INSTITUTIONS		681,155	693,101	719,355	726,287	751,225	882,735	1,128,451	1,257,353
11	COLUMBIA UNIV MAIN DIV	60,654	52,812	59,992	65,808	63,766	74,507	84,941	88,954
12	CORNELL UNIVERSITY	45,868	44,123	49,452	53,866	57,574	69,979	79,729	86,048
13	UNIVERSITY OF MICHIGAN	66,810	56,880	63,870	59,149	63,478	74,883	86,519	91,729
14	UNIV OF PENNSYLVANIA	44,875	44,478	53,987	58,900	61,149	68,829	78,350	80,346
15	YALE UNIVERSITY	44,504	41,389	55,508	51,321	52,557	60,261	67,892	75,950
16	UNIV OF CAL SAN FRANCISCO	36,472	30,916	44,803	45,202	51,769	48,034	59,488	72,967
17	UNIV OF CAL BERKELEY	57,305	58,419	63,428	60,368	66,682	67,881	65,720	66,746
18	PENNSYLVANIA STATE UNIV	29,831	27,755	32,211	34,268	41,141	49,223	66,767	62,623
19	UNIV OF SOUTHERN CAL	31,698	32,086	37,940	42,508	53,018	54,422	61,029	61,440
20	UNIVERSITY OF CHICAGO	42,369	39,967	50,535	47,629	49,778	54,209	61,262	60,046
TOTAL 1ST 20 INSTITUTIONS		1,140,541	1,121,926	1,231,081	1,245,306	1,312,137	1,504,963	1,840,148	1,994,202
21	UNIV OF ILL URBANA	42,433	42,163	44,374	46,627	46,678	52,603	58,868	58,057
22	UNIV OF NC AT CHAPEL HILL	34,005	27,400	40,256	33,169	37,330	38,906	43,691	57,428
23	WASHINGTON UNIVERSITY	33,548	31,878	38,575	40,529	37,663	45,367	52,151	56,794
24	OHIO STATE UNIVERSITY	47,875	44,134	41,955	44,772	45,579	54,091	64,107	56,271
25	UNIVERSITY OF COLORADO	35,587	32,530	36,708	35,425	39,299	48,078	53,375	54,980
26	DUKE UNIVERSITY	35,266	34,157	34,950	35,490	36,655	40,847	46,870	51,668
27	NEW YORK UNIVERSITY	44,093	37,259	43,820	38,418	57,923	48,615	54,905	51,186
28	GALLAUDET COLLEGE	12,744	10,521	9,913	29,415	15,598	18,725	33,103	45,757
29	UNIV OF TEXAS AT AUSTIN	24,761	23,062	29,009	28,564	28,079	34,619	47,701	45,525
30	UNIVERSITY OF UTAH	32,342	26,837	33,681	31,142	31,566	35,713	42,863	44,341
TOTAL 1ST 30 INSTITUTIONS		1,481,195	1,431,867	1,584,322	1,608,857	1,688,457	1,922,527	2,337,782	2,516,209
31	YESHIVA UNIVERSITY	29,950	28,256	33,479	44,419	32,011	34,410	36,340	43,678
32	UNIVERSITY OF ROCHESTER	27,531	26,068	29,246	33,959	31,276	42,944	46,653	43,663
33	MICHIGAN STATE UNIVERSITY	28,349	25,530	35,433	33,038	36,578	42,641	43,666	43,537
34	UNIVERSITY OF PITTSBURGH	29,701	29,099	32,901	31,838	30,214	35,543	41,340	43,376
35	UNIVERSITY OF IOWA	24,864	25,403	30,773	27,529	32,250	32,027	37,326	43,010
36	UNIVERSITY OF MIAMI	27,830	27,940	29,425	33,526	28,807	40,550	41,713	41,199
37	PURDUE UNIVERSITY	27,895	28,451	29,801	32,973	36,551	37,853	44,383	41,176
38	UNIVERSITY OF ARIZONA	23,011	21,658	22,556	26,636	27,446	37,443	39,534	40,777
39	TEXAS A & M UNIVERSITY	21,301	21,716	23,131	23,332	28,275	28,799	34,204	40,479
40	UNIV OF CAL DAVIS	22,389	20,272	28,283	27,339	26,005	31,137	38,476	39,324
TOTAL 1ST 40 INSTITUTIONS		1,744,016	1,686,260	1,879,350	1,923,446	1,997,870	2,285,874	2,741,417	2,936,488
41	NORTHWESTERN UNIVERSITY	21,829	20,885	25,208	25,853	27,008	31,911	38,401	38,521
42	UNIV ALABAMA BIRMINGHAM	26,077	25,728	28,993	29,702	33,030	31,548	37,552	37,984
43	CASE WESTERN RESERVE UNIV	25,378	21,967	28,557	27,046	26,265	28,808	34,659	37,706
44	CALIFORNIA INST OF TECH	19,908	20,358	22,024	22,984	24,212	27,099	30,907	35,442
45	UNIVERSITY OF FLORIDA	27,552	25,128	27,952	28,160	27,830	31,701	38,751	34,807
46	BAYLOR COL OF MEDICINE	17,155	20,115	28,820	22,356	21,558	24,000	30,042	33,268
47	BOSTON UNIVERSITY	20,478	20,115	23,165	25,195	26,904	33,020	36,948	32,893
48	UNIVERSITY OF NEW MEXICO	18,597	12,633	18,525	18,229	23,420	29,449	34,886	31,858
49	UNIVERSITY OF VIRGINIA	16,174	17,750	20,807	19,838	21,269	25,791	28,713	31,167
50	U TENNESSEE KNOXVILLE	16,817	15,366	17,795	20,112	24,174	21,784	33,329	30,870
TOTAL 1ST 50 INSTITUTIONS		1,953,981	1,886,305	2,121,196	2,162,921	2,253,540	2,570,985	3,085,705	3,291,004

SEE FOOTNOTES AT END OF TABLE.

TABLE 8-4  
CONTINUED

FEDERAL OBLIGATIONS TO THE 100 UNIVERSITIES AND COLLEGES RECEIVING THE LARGEST AMOUNTS:  
FY 1972 - 79

(DOLLARS IN THOUSANDS)

INSTITUTION (RANKED BY TOTAL 1979 FEDERAL OBLIGATIONS)	1972	1973	1974	1975	1976	1977	1978	1979
51 UNIV OF MISSOURI COLUMBIA	20,632	22,992	16,821	22,427	22,937	26,085	30,113	29,863
52 UNIV OF HAWAII-HAHOA	22,451	23,450	30,412	26,888	34,937	28,465	25,884	29,475
53 COLORADO STATE UNIVERSITY	16,951	16,282	18,975	23,127	22,090	31,016	29,017	29,147
54 UNIVERSITY OF CONNECTICUT	14,323	13,839	15,495	16,457	18,379	22,380	25,526	29,001
55 UNIVERSITY OF CINCINNATI	15,211	15,655	18,632	16,014	20,698	21,517	22,631	28,073
56 UNIVERSITY OF KENTUCKY	21,086	19,276	22,834	21,314	26,746	30,179	31,988	28,044
57 OREGON STATE UNIVERSITY	16,879	16,061	16,870	19,226	22,066	26,009	27,462	28,012
58 UNIVERSITY OF KANSAS	21,113	20,440	24,861	20,108	20,654	25,861	27,541	27,694
59 UNIV OF MD COLLEGE PARK	17,764	17,846	16,692	19,115	23,005	27,102	28,562	27,454
60 UNIV OF MD BALT PROF SCH	12,075	11,741	18,519	18,206	18,625	21,605	23,467	27,108
TOTAL 1ST 60 INSTITUTIONS	2,132,466	2,063,887	2,321,307	2,365,793	2,483,677	2,831,204	3,357,896	3,564,875
61 U TEX HLTH SCI CTR DALLAS	0	12,054	16,729	15,768	15,733	20,581	22,211	26,796
62 N C STATE UNIV AT RALEIGH	16,439	15,995	16,573	17,831	19,338	22,425	23,315	26,535
63 VANDERBILT UNIVERSITY	20,872	15,164	18,576	19,613	25,409	21,203	25,050	26,111
64 RUTGERS THE ST UNIV OF NJ	20,072	15,734	17,634	19,229	20,607	23,889	32,621	25,832
65 CUNY MT SINAI SCH OF MED	12,274	10,061	17,404	18,069	18,446	20,184	22,317	25,446
66 LOUISIANA STATE UNIV	16,600	25,219	16,309	15,134	34,876	22,272	27,901	25,440
67 GEORGIA INSTITUTE OF TECH	7,606	7,970	7,976	10,380	13,723	21,015	24,877	26,534
68 VA POLYTECH INST & ST U	11,184	11,652	13,362	14,410	15,959	17,783	23,090	24,965
69 UNIVERSITY OF GEORGIA	17,261	17,706	17,450	19,795	20,215	22,123	22,876	23,532
70 TEMPLE UNIVERSITY	19,829	18,260	19,620	17,892	20,906	23,707	25,845	23,061
TOTAL 1ST 70 INSTITUTIONS	2,274,603	2,213,702	2,482,940	2,533,914	2,688,889	3,046,386	3,607,999	3,817,947
71 UNIV OF ILL MED CTR CHGO	13,111	12,486	18,900	15,841	15,241	14,339	19,835	22,928
72 PRINCETON UNIVERSITY	18,438	16,278	16,865	19,844	18,745	20,240	21,164	22,772
73 GEORGE WASHINGTON UNIV	15,385	15,633	17,594	15,404	12,671	19,615	18,842	22,731
74 WAYNE STATE UNIVERSITY	14,461	12,910	14,825	12,954	19,196	22,673	22,732	22,230
75 UNIV OF ALASKA FAIRBANKS	N/A	N/A	N/A	N/A	N/A	N/A	23,424	21,715
76 VIRGINIA COMMONWLTN UNIV	10,088	10,424	11,825	10,707	12,523	17,657	20,456	21,351
77 INDIANA UNIV-BLOOMINGTON	17,573	12,453	14,652	14,838	17,902	19,566	26,383	21,299
78 IOWA ST U OF SCI & TECH	12,275	11,681	12,916	17,433	14,042	16,953	19,248	20,573
79 EMORY UNIVERSITY	14,139	13,856	16,356	18,625	19,128	18,268	18,540	20,060
80 SUNY AT BUFFALO	16,844	14,631	17,084	17,503	19,186	19,166	20,187	19,776
TOTAL 1ST 80 INSTITUTIONS	2,406,917	2,334,054	2,623,957	2,677,063	2,837,523	3,214,863	3,818,810	4,033,382
81 WOODS HOLE OCEANOGRAPHIC INST	19,527	13,241	18,854	15,507	16,615	18,011	21,465	19,613
82 UNIV OF MASS AT AMHERST	12,255	11,760	14,249	16,614	19,913	24,964	27,876	19,069
83 GEORGETOWN UNIVERSITY	15,715	13,837	18,868	9,551	13,493	34,387	19,896	19,040
84 UNIV OF TEX CANCER CENTER	14,636	14,450	11,361	16,262	16,597	19,021	23,301	18,938
85 ROCKEFELLER UNIVERSITY	10,769	13,151	12,540	13,536	14,067	16,814	18,868	18,619
86 SUNY AT STONY BROOK	7,235	7,576	9,621	10,839	13,014	15,204	17,173	18,114
87 UNIV OF CAL IRVINE	7,961	7,258	14,614	12,799	13,077	15,226	17,624	18,104
88 CARMELIE-MELLOW UNIV	10,331	9,311	8,258	11,504	12,331	16,028	17,699	17,962
89 UNIV OF VT & ST AGRIC COL	10,238	9,396	11,414	17,146	16,676	17,353	21,090	17,526
90 TUFTS UNIVERSITY	12,905	10,219	14,064	13,050	10,709	22,260	13,923	17,474
TOTAL 1ST 90 INSTITUTIONS	2,528,487	2,444,253	2,757,800	2,813,871	2,984,015	3,414,131	4,017,725	4,217,841
91 BROWN UNIVERSITY	10,332	11,782	9,654	10,052	11,945	12,948	15,115	16,772
92 WASHINGTON STATE UNIV	9,035	9,270	10,567	12,679	19,908	25,384	22,178	16,602
93 COL OF MED & DENT OF N J	8,692	11,816	16,032	12,138	9,444	12,522	14,251	16,553
94 KANS ST U - AG & APP SCI	9,240	8,213	9,302	8,636	12,674	12,342	16,034	16,456
95 U TEX HLTH SCI CTR HOUSTN	4,501	6,441	17,571	6,538	17,111	8,671	12,804	16,326
96 NEW MEXICO STATE UNIV	11,681	11,458	11,005	13,710	16,747	19,630	24,695	16,135
97 MISSISSIPPI STATE UNIV	10,363	10,291	10,517	11,876	14,133	15,814	18,283	15,987
98 WEST VIRGINIA UNIVERSITY	11,675	11,772	12,609	13,114	12,488	14,069	17,357	15,850
99 AUBURN UNIVERSITY	11,199	10,851	11,733	13,288	13,850	16,256	18,126	15,631
100 UNIV OF NEBRASKA-LINCOLN	12,966	9,318	10,822	10,334	12,430	14,635	15,803	15,608
TOTAL 1ST 100 INSTITUTIONS	2,628,171	2,545,465	2,877,636	2,925,836	3,124,745	3,566,402	4,192,371	4,379,761

- 1/ DATA FOR JOHNS HOPKINS UNIVERSITY FOR 1978 AND 1979 INCLUDE OBLIGATIONS TO THE APPLIED PHYSICS LABORATORY, FORMERLY CONSIDERED A FEDERALLY FUNDED RESEARCH AND DEVELOPMENT CENTER, OF \$136,140 AND \$200,057, RESPECTIVELY.
- 2/ DATA FOR MASSACHUSETTS INSTITUTE OF TECHNOLOGY PRIOR TO FY 1974 INCLUDE OBLIGATIONS TO DRAPER LABORATORIES, NOW CONSIDERED A NONPROFIT INSTITUTION.
- 3/ DATA FOR PENNSYLVANIA STATE UNIVERSITY FOR 1978 AND 1979 INCLUDE OBLIGATIONS TO THE APPLIED RESEARCH LABORATORY, FORMERLY CONSIDERED A FEDERALLY FUNDED RESEARCH AND DEVELOPMENT CENTER, OF \$12,205 AND \$13,411, RESPECTIVELY.

NOTE: DATA FOR EACH YEAR REFLECT THE AGENCIES INCLUDED IN THE SURVEY SYSTEM FOR THAT YEAR.

SOURCE: NATIONAL SCIENCE FOUNDATION

TABLE B-5

FEDERAL OBLIGATIONS TO UNIVERSITIES AND COLLEGES FOR RESEARCH AND DEVELOPMENT,  
BY DETAILED FIELD OF SCIENCE: FY 1972 - 79

(DOLLARS IN THOUSANDS)

FIELD OF SCIENCE	1972	1973	1974	1975	1976	1977	1978	1979
TOTAL, ALL FIELDS	1,852,963	1,870,507	2,085,204	2,238,744	2,423,072	2,788,517	3,363,844	3,846,321
PHYSICAL SCIENCES, TOTAL	279,124	272,336	262,068	306,820	327,986	395,083	439,167	450,653
ASTRONOMY	35,595	32,066	31,823	33,373	32,831	32,427	37,864	43,026
CHEMISTRY	77,588	77,280	83,157	85,570	99,043	119,192	134,311	147,425
PHYSICS	141,626	140,249	131,696	149,937	161,037	197,076	230,298	222,356
PHYSICAL SCIENCES, NEC	24,315	22,741	15,392	37,940	95,075	46,388	36,694	37,796
MATHEMATICAL & COMPUTER SCIENCES, TOTAL	50,712	45,904	51,931	61,528	78,767	73,863	75,966	69,999
MATHEMATICS	N/A	N/A	N/A	N/A	N/A	48,872	41,684	41,248
COMPUTER SCIENCES	N/A	N/A	N/A	N/A	N/A	24,991	33,227	27,522
MATHEMATICAL & COMPUTER SCIENCES, NEC	N/A	N/A	N/A	N/A	N/A	N/A	1,055	1,229
ENVIRONMENTAL SCIENCES, TOTAL	186,788	168,470	174,769	201,809	215,092	302,030	303,194	337,333
ATMOSPHERIC SCIENCES	45,045	41,737	46,158	47,038	49,576	88,184	85,456	91,125
GEOLOGICAL SCIENCES	31,053	33,716	37,748	45,260	68,406	106,784	115,377	116,499
OCEANOGRAPHY	68,091	66,584	67,098	54,455	67,410	55,888	57,218	74,603
ENVIRONMENTAL SCIENCES, NEC	42,599	26,433	23,765	55,056	39,700	51,174	45,143	55,106
ENGINEERING, TOTAL	192,993	203,869	174,803	210,846	217,535	261,480	498,522	570,459
AERONAUTICAL	11,335	8,348	11,901	13,972	10,587	12,951	20,769	24,849
ASTRONAUTICAL	7,955	6,996	1,196	899	797	1,674	849	3,720
CHEMICAL	10,516	11,655	10,089	14,120	20,962	30,428	40,934	20,020
CIVIL	17,379	24,268	23,327	25,808	21,242	24,349	36,943	36,793
ELECTRICAL	51,921	48,620	34,151	37,996	37,978	44,584	75,123	81,211
MECHANICAL	18,363	13,658	15,476	15,512	19,391	21,749	24,821	25,808
METALLURGY & MATERIALS	41,686	36,690	39,129	30,261	29,991	34,120	38,874	35,965
ENGINEERING, NEC	33,838	53,634	39,534	72,277	76,587	91,625	260,209	342,093
LIFE SCIENCES, TOTAL	896,376	934,177	1,128,083	1,222,698	1,340,141	1,486,473	1,714,319	2,010,970
BIOLOGICAL, TOTAL	409,784	447,510	516,214	549,229	622,337	672,703	972,393	1,167,614
BIOLOGICAL	N/A	N/A	N/A	N/A	N/A	N/A	N/A	1,049,799
ENVIRONMENTAL BIOLOGY	N/A	N/A	N/A	N/A	N/A	N/A	N/A	15,564
AGRICULTURAL	N/A	N/A	N/A	N/A	N/A	N/A	N/A	102,251
MEDICAL, TOTAL	482,218	483,173	589,473	641,212	692,149	779,667	711,002	800,606
CLINICAL MEDICAL	304,997	309,518	376,594	442,727	472,313	547,741	N/A	N/A
OTHER MEDICAL	177,221	173,655	212,879	198,485	219,836	231,926	N/A	N/A
LIFE SCIENCES, NEC	4,374	3,494	22,396	32,257	25,655	32,398	30,934	42,750
PSYCHOLOGY, TOTAL	55,232	52,833	56,265	46,987	53,330	57,235	72,079	90,998
BIOLOGICAL ASPECTS	29,040	28,159	33,784	24,627	21,504	19,715	22,553	24,833
SOCIAL ASPECTS	18,692	22,861	21,323	19,977	19,543	21,318	27,908	30,573
PSYCHOLOGY, NEC	7,500	1,813	1,158	2,383	12,283	16,202	21,618	35,592
SOCIAL SCIENCES, TOTAL	119,827	106,155	114,679	130,620	117,167	134,020	184,423	207,001
ANTHROPOLOGY	3,260	3,518	3,973	4,533	5,147	5,882	7,286	7,113
ECONOMICS	18,857	17,803	19,704	19,580	19,931	21,581	52,748	52,239
HISTORY	1,439	933	975	929	843	1,017	1,426	1,451
LINGUISTICS	2,951	2,417	2,334	2,451	2,563	2,300	2,176	2,366
POLITICAL SCIENCE	3,146	2,606	3,600	3,554	4,064	3,837	4,843	8,053
SOCIOLOGY	23,437	17,831	18,186	16,525	19,058	27,457	39,894	32,208
SOCIAL SCIENCES, NEC	66,737	61,047	65,907	49,048	65,561	71,946	76,050	103,571
OTHER SCIENCES, NEC	71,911	86,763	122,606	57,437	73,054	78,333	16,174	108,908

NOTE: DATA FOR EACH YEAR REFLECT THE AGENCIES INCLUDED IN THE SURVEY SYSTEM FOR THAT YEAR.

SOURCE: NATIONAL SCIENCE FOUNDATION

TABLE 8-6

FEDERAL OBLIGATIONS TO UNIVERSITIES AND COLLEGES FOR RESEARCH AND DEVELOPMENT,  
BY GEOGRAPHIC DIVISION AND STATE: FY 1972 - 79

GEOGRAPHIC DIVISION AND STATE	(DOLLARS IN THOUSANDS)							
	1972	1973	1974	1975	1976	1977	1978	1979
UNITED STATES, TOTAL	1,852,963	1,870,507	2,085,204	2,238,744	2,423,072	2,788,517	3,363,844	3,846,321
NEW ENGLAND, TOTAL	263,051	269,555	240,740	253,677	270,252	325,272	387,810	417,944
CONNECTICUT	35,510	37,969	47,086	47,065	52,167	61,308	70,414	83,640
MAINE	1,737	1,524	1,999	2,822	3,480	4,200	3,789	3,837
MASSACHUSETTS	200,456	205,848	164,751	173,885	182,352	219,331	268,168	278,143
NEW HAMPSHIRE	6,742	6,596	7,938	7,857	8,014	11,277	13,122	14,896
RHODE ISLAND	13,566	11,947	12,819	12,704	15,993	19,469	20,174	25,503
VERMONT	5,040	5,671	6,147	9,344	8,246	9,687	12,143	11,925
MIDDLE ATLANTIC, TOTAL	323,339	322,906	368,044	410,490	425,893	482,130	564,493	634,522
NEW JERSEY	25,810	25,467	29,545	32,657	32,266	36,696	41,663	46,571
NEW YORK	209,541	208,347	234,583	260,448	271,536	308,360	348,061	393,717
PENNSYLVANIA	87,988	89,092	103,916	117,385	122,091	137,074	174,769	194,234
EAST NORTH CENTRAL, TOTAL	285,295	282,170	309,234	328,851	354,398	412,111	471,440	523,716
ILLINOIS	86,675	88,034	96,389	105,853	111,295	129,977	145,096	157,808
INDIANA	34,599	33,494	36,577	37,984	44,328	48,316	54,955	58,949
MICHIGAN	62,220	56,211	61,847	64,241	70,274	86,581	95,278	106,886
OHIO	54,080	51,619	57,413	60,555	66,580	74,571	94,274	106,440
WISCONSIN	47,721	52,812	57,010	60,218	61,921	72,666	81,837	93,633
WEST NORTH CENTRAL, TOTAL	118,603	118,005	134,770	141,632	157,173	178,858	202,748	244,990
IOWA	16,938	19,265	24,496	22,520	23,334	29,189	33,536	44,513
KANSAS	13,268	12,448	13,939	15,201	16,757	19,845	23,587	28,869
MINNESOTA	36,577	32,391	36,779	40,124	46,947	50,277	59,948	64,749
MISSOURI	37,569	39,815	46,749	48,060	50,843	59,427	65,692	76,352
NEBRASKA	7,369	8,124	7,512	9,748	11,084	12,199	11,830	19,462
NORTH DAKOTA	3,788	2,590	3,064	3,491	5,230	5,184	4,530	7,297
SOUTH DAKOTA	3,094	3,372	2,231	2,488	2,978	2,737	3,625	3,748
SOUTH ATLANTIC, TOTAL	220,062	221,163	259,258	283,758	311,666	364,668	553,551	685,505
DELAWARE	2,898	3,043	3,837	4,536	4,433	6,937	7,373	9,122
DISTRICT OF COLUMBIA	21,766	18,642	23,215	23,869	27,442	37,868	36,319	34,412
FLORIDA	38,607	39,529	47,726	48,137	48,171	57,397	65,235	67,043
GEORGIA	24,852	24,796	27,556	35,487	40,492	47,180	55,705	61,343
MARYLAND	53,596	55,131	62,594	68,321	75,520	87,019	235,404	316,810
NORTH CAROLINA	49,045	47,331	58,354	59,171	66,701	71,096	82,107	110,589
SOUTH CAROLINA	5,711	6,717	8,246	9,820	10,069	11,764	13,992	18,035
VIRGINIA	19,442	21,759	26,418	29,412	33,754	40,732	50,202	59,692
WEST VIRGINIA	4,145	4,213	4,312	5,005	5,484	5,475	7,214	8,459
EAST SOUTH CENTRAL, TOTAL	63,052	61,226	73,209	79,160	87,467	96,338	110,992	131,584
ALABAMA	21,101	13,552	23,728	25,029	28,988	30,601	34,570	41,186
KENTUCKY	9,245	8,563	10,682	12,799	13,113	14,274	16,361	18,755
MISSISSIPPI	7,840	8,155	8,938	9,288	9,565	10,674	11,597	12,951
TENNESSEE	24,866	24,956	29,861	32,044	35,801	40,789	48,464	52,692
WEST SOUTH CENTRAL, TOTAL	108,607	115,048	139,217	150,016	161,614	186,677	234,490	250,764
ARKANSAS	6,601	5,151	4,722	5,280	5,842	7,114	11,774	8,494
LOUISIANA	16,511	16,506	18,927	17,715	18,743	20,827	24,516	26,828
OKLAHOMA	7,963	9,883	9,309	12,334	11,939	14,780	16,779	16,075
TEXAS	77,532	83,508	106,259	114,687	125,090	143,956	181,421	199,367
MOUNTAIN, TOTAL	98,691	98,497	116,192	125,459	141,167	163,393	189,123	207,595
ARIZONA	12,082	12,755	15,691	18,282	19,943	28,200	30,122	34,897
COLORADO	37,045	37,466	41,336	43,313	50,076	55,458	62,492	68,329
IDAHO	1,789	1,982	2,164	2,781	2,943	3,165	4,085	4,160
MONTANA	3,593	2,729	4,124	4,664	5,509	5,662	6,280	5,846
NEVADA	3,247	3,308	2,365	3,067	3,261	2,994	3,660	4,852
NEW MEXICO	12,468	14,038	17,157	20,264	22,988	29,309	38,832	34,317
UTAH	29,471	23,189	29,777	28,537	31,822	33,125	38,729	48,977
WYOMING	2,996	3,030	3,578	4,551	4,925	5,480	4,923	8,217
PACIFIC, TOTAL	367,033	376,060	435,081	454,697	503,408	569,587	639,819	739,908
ALASKA	8,419	9,777	8,947	10,511	11,109	16,414	22,716	21,989
CALIFORNIA	269,927	279,112	322,972	335,330	374,977	414,309	468,477	547,098
HAWAII	12,977	13,506	15,668	15,029	16,504	19,406	24,864	27,970
OREGON	22,884	24,023	25,435	27,166	31,271	39,240	37,416	43,466
WASHINGTON	52,826	49,642	62,059	66,661	69,547	78,218	86,346	99,385
OUTLYING AREAS, TOTAL	5,230	5,877	9,457	11,004	10,034	9,483	9,378	9,793
GUAM	42	0	452	494	429	599	557	628
PUERTO RICO	5,182	5,816	8,597	10,034	9,132	8,250	8,118	8,377
AMERICAN SAMOA	0	0	0	48	47	55	0	0
VIRGIN ISLANDS	0	61	408	428	426	579	703	758
TRUST TERRITORY PAC ISL	0	0	0	0	0	0	0	30

NOTE: DATA FOR EACH YEAR REFLECT THE AGENCIES INCLUDED IN THE SURVEY SYSTEM FOR THAT YEAR.

SOURCE: NATIONAL SCIENCE FOUNDATION



TABLE B-7

## FEDERAL OBLIGATIONS FOR RESEARCH AND DEVELOPMENT TO THE 100 UNIVERSITIES AND COLLEGES RECEIVING THE LARGEST AMOUNTS: FY 1972 - 79

(DOLLARS IN THOUSANDS)

INSTITUTION (RANKED BY AMOUNT RECEIVED FOR FY 1979)	1972	1973	1974	1975	1976	1977	1978	1979
UNITED STATES TOTAL	1,852,963	1,870,507	2,085,204	2,238,744	2,423,072	2,788,517	3,363,844	3,846,321
1 JOHNS HOPKINS UNIVERSITY 1/	35,535	35,127	39,569	41,238	44,956	51,075	196,081	274,143
2 MASS INST OF TECHNOLOGY 2/	104,882	113,768	61,074	68,655	67,715	91,771	114,021	110,033
3 STANFORD UNIVERSITY	48,216	46,237	53,565	58,391	62,695	73,400	80,110	93,596
4 UNIVERSITY OF WASHINGTON	48,241	44,659	56,909	60,189	62,232	69,530	76,080	88,037
5 UNIV OF CAL LOS ANGELES	41,929	43,570	53,402	54,123	58,408	63,126	69,595	86,698
6 UNIV OF CAL SAN DIEGO	50,027	48,693	53,384	48,523	63,241	70,686	77,033	85,464
7 HARVARD UNIVERSITY	45,830	45,694	48,486	48,532	52,447	58,108	68,520	75,802
8 UNIV OF WIS-MADISON	40,943	43,882	51,095	49,118	53,134	58,291	65,225	75,597
9 COLUMBIA UNIV MAIN DIV	45,493	41,206	46,054	48,235	50,623	60,129	64,687	73,759
10 CORNELL UNIVERSITY	31,034	31,360	33,810	39,578	41,542	49,550	58,258	68,927
TOTAL 1ST 10 INSTITUTIONS	491,750	494,196	497,348	516,582	557,033	645,666	869,610	1,032,056
11 UNIV OF PENNSYLVANIA	28,379	29,430	36,712	43,390	41,215	48,119	56,138	65,179
12 UNIVERSITY OF MINNESOTA	36,453	32,255	36,471	39,695	46,339	50,013	59,582	64,263
13 YALE UNIVERSITY	27,506	30,030	37,671	36,601	40,693	47,425	53,805	63,079
14 UNIVERSITY OF MICHIGAM	44,481	36,912	39,931	38,403	42,152	52,430	58,436	62,800
15 UNIV OF CAL SAN FRANCISCO	20,382	21,734	28,329	33,689	32,737	38,088	46,388	59,395
16 UNIV OF CAL BERKELEY	37,455	41,371	44,090	40,357	45,297	44,657	49,663	52,568
17 UNIVERSITY OF CHICAGO	31,079	30,954	33,217	38,082	42,247	45,852	48,984	50,693
18 UNIV OF SOUTHERN CAL	20,027	22,060	23,493	28,660	38,682	37,611	42,448	50,144
19 WASHINGTON UNIVERSITY	21,752	22,738	28,753	30,679	31,234	37,755	41,963	47,943
20 PENNSYLVANIA STATE UNIV 3/	15,989	15,566	17,754	20,211	21,688	23,009	41,974	44,044
TOTAL 1ST 20 INSTITUTIONS	775,253	777,246	823,769	866,349	939,317	1,070,619	1,358,991	1,592,164
21 UNIV OF ILL URBANA	28,253	28,086	32,700	33,841	33,947	38,435	42,975	43,954
22 DUKE UNIVERSITY	17,768	19,717	22,974	24,426	27,220	30,033	34,632	41,728
23 UNIV OF NC AT CHAPEL HILL	16,811	14,867	20,781	19,102	23,414	21,249	26,555	40,179
24 NEW YORK UNIVERSITY	23,045	24,932	27,719	27,994	33,104	35,645	38,235	38,891
25 UNIV OF TEXAS AT AUSTIN	14,793	16,387	21,169	23,307	21,291	28,992	37,232	37,472
26 UNIVERSITY OF COLORADO	19,926	20,728	22,628	22,270	26,055	29,966	32,091	35,765
27 UNIVERSITY OF ROCHESTER	18,371	18,853	21,250	25,371	23,478	26,388	33,616	35,427
28 YESHIVA UNIVERSITY	19,068	18,641	21,036	24,782	23,733	26,244	28,710	35,305
29 UNIVERSITY OF UTAH	17,312	15,652	20,336	19,726	22,394	24,542	29,352	35,251
30 UNIV OF CAL DAVIS	15,734	15,668	18,837	19,837	19,403	22,343	27,721	33,441
TOTAL 1ST 30 INSTITUTIONS	966,334	970,777	1,053,199	1,107,005	1,193,356	1,354,456	1,700,110	1,969,577
31 OHIO STATE UNIVERSITY	23,069	22,429	19,642	20,913	21,701	25,244	33,983	33,325
32 UNIVERSITY OF IOWA	11,278	14,027	18,549	16,645	17,605	21,447	24,371	23,033
33 UNIVERSITY OF PITTSBURGH	13,197	15,603	18,774	18,512	19,471	21,548	26,005	31,317
34 NORTHWESTERN UNIVERSITY	13,026	13,719	16,546	18,655	20,027	23,319	26,635	31,087
35 PURDUE UNIVERSITY	16,607	17,756	17,953	21,236	23,994	23,742	29,554	30,832
36 UNIVERSITY OF ARIZONA	10,649	11,635	12,424	16,067	17,704	25,145	25,828	29,846
37 BAYLOR COL OF MEDICINE	11,291	14,573	19,161	18,615	18,120	20,338	26,476	29,806
38 CALIFORNIA INST OF TECH	17,467	18,411	19,807	20,995	22,112	24,700	28,106	29,574
39 CASE WESTERN RESERVE UNIV	14,833	13,813	17,774	18,808	18,768	19,869	24,730	29,189
40 UNIVERSITY OF MIAMI	16,606	17,552	18,668	22,896	20,765	24,116	25,744	27,336
TOTAL 1ST 40 INSTITUTIONS	1,114,357	1,130,295	1,232,497	1,300,347	1,393,623	1,565,924	1,971,542	2,274,922
41 MICHIGAN STATE UNIVERSITY	11,270	12,752	14,371	17,924	17,927	19,993	21,792	27,021
42 UNIV ALABAMA BIRMINGHAM	12,966	12,494	15,854	15,507	19,864	18,862	21,466	26,776
43 TEXAS A & M UNIVERSITY	10,640	11,234	12,067	12,249	14,499	14,431	20,168	26,295
44 GEORGIA INSTITUTE OF TECH	6,194	6,174	6,747	9,369	12,607	19,138	22,122	24,038
45 UNIV OF HAWAII-MANOA	12,977	13,506	15,668	15,029	16,504	19,164	17,233	23,843
46 OREGON STATE UNIVERSITY	11,697	11,488	12,297	13,699	15,619	19,182	18,532	23,075
47 UNIVERSITY OF VIRGINIA	8,137	8,296	11,325	12,064	14,126	17,212	18,883	22,619
48 UNIVERSITY OF FLORIDA	13,561	12,664	13,026	16,206	15,517	18,432	21,464	22,052
49 VANDERBILT UNIVERSITY	11,142	10,566	12,746	13,735	14,141	16,789	20,139	21,747
50 COLORADO STATE UNIVERSITY	10,799	11,938	13,588	16,085	16,947	18,878	20,371	21,135
TOTAL 1ST 50 INSTITUTIONS	1,223,740	1,241,407	1,360,186	1,442,214	1,551,374	1,766,005	2,173,712	2,513,466

SEE FOOTNOTES AT END OF TABLE.

TABLE 8-7  
CONTINUED

FEDERAL OBLIGATIONS FOR RESEARCH AND DEVELOPMENT TO THE 100 UNIVERSITIES AND COLLEGES  
RECEIVING THE LARGEST AMOUNTS: FY 1972 - 79

(DOLLARS IN THOUSANDS)

RANK	INSTITUTION (RANKED BY AMOUNT RECEIVED FOR FY 1979)	1972	1973	1974	1975	1976	1977	1978	1979
51	CUMY MT SINAI SCH OF MED	8,922	7,385	13,627	15,507	15,613	16,707	18,868	21,131
52	BOSTON UNIVERSITY	8,748	9,557	12,422	13,325	15,536	17,199	19,726	20,925
53	UNIV OF MD COLLEGE PARK	11,675	12,604	11,746	13,772	15,959	18,535	19,347	20,818
54	U TEX HLTH SCI CTR DALLAS	0	7,574	10,290	10,662	11,474	15,688	16,084	20,270
55	UNIVERSITY OF NEW MEXICO	4,320	5,211	8,892	9,295	11,222	14,151	18,392	20,048
56	PRINCETON UNIVERSITY	14,456	12,801	13,537	16,012	15,134	16,601	17,202	19,269
57	WOODS HOLE OCEANOGRAPHIC INST	16,372	12,987	15,070	14,384	15,222	15,988	19,621	19,019
58	UNIVERSITY OF KANSAS	9,663	8,777	10,234	10,743	12,365	14,236	16,179	18,938
59	UNIVERSITY OF CONNECTICUT	6,455	7,005	8,495	9,488	10,482	12,773	14,923	18,661
60	UNIV OF ALASKA FAIRBANKS	N/A	N/A	N/A	N/A	N/A	N/A	20,133	18,721
TOTAL 1ST 60 INSTITUTIONS		1,304,351	1,325,308	1,464,299	1,555,402	1,674,381	1,907,883	2,354,187	2,711,466
61	U TENNESSEE KNOXVILLE	5,997	6,438	8,093	8,674	11,522	13,311	18,462	18,704
62	UNIV OF MD BALT PROF SCH	5,591	5,757	10,143	11,925	13,121	15,312	16,592	18,374
63	UNIV OF TEX CANCER CENTER	8,326	8,090	10,033	14,881	15,622	17,060	21,213	17,467
64	ROCKEFELLER UNIVERSITY	9,203	10,891	10,916	11,943	12,894	15,344	17,473	17,163
65	UNIVERSITY OF CINCINNATI	6,447	6,169	9,317	8,703	11,629	9,584	13,362	16,615
66	UNIV OF MISSOURI COLUMBIA	8,108	9,396	8,959	9,397	9,784	12,402	13,676	16,471
67	CARNEGIE-MELLON UNIV	8,469	7,004	7,097	9,829	10,761	13,303	13,569	16,336
68	VA POLYTECH INST & ST U	5,477	5,515	6,591	7,836	8,313	9,845	14,501	15,964
69	N C STATE UNIV AT RALEIGH	7,850	7,233	7,725	8,363	8,464	11,448	11,436	15,621
70	GEORGE WASHINGTON UNIV	9,268	7,929	9,532	10,511	9,439	13,437	13,003	15,208
TOTAL 1ST 70 INSTITUTIONS		1,379,077	1,399,730	1,552,705	1,657,464	1,785,930	2,038,929	2,507,474	2,879,389
71	UNIVERSITY OF DAYTON	4,988	4,713	5,697	6,306	6,625	10,685	12,222	14,785
72	LOUISIANA STATE UNIV	7,405	7,119	7,960	7,980	8,480	10,058	13,799	14,644
73	SUNY AT STONY BROOK	5,163	5,833	6,894	7,661	9,749	11,470	12,372	14,629
74	SUNY AT BUFFALO	8,208	7,991	9,348	11,039	12,432	12,376	13,155	14,524
75	PURDUE THE ST UNIV OF NJ	8,506	7,599	9,415	9,969	9,037	10,188	13,606	14,522
76	VIRGINIA COMMONWLTN UNIV	3,636	5,372	5,267	5,720	7,298	9,415	11,368	14,339
77	EMORY UNIVERSITY	7,790	8,382	9,724	12,057	13,683	12,234	12,921	14,281
78	UNIVERSITY OF GEORGIA	7,310	7,210	7,327	9,417	9,301	10,741	14,180	14,057
79	UNIV OF CAL IRVINE	4,347	4,865	8,409	8,801	9,402	10,129	11,861	13,739
80	BROWN UNIVERSITY	8,197	7,329	7,527	8,015	9,743	9,928	11,618	13,515
TOTAL 1ST 80 INSTITUTIONS		1,444,627	1,466,143	1,630,273	1,744,439	1,881,680	2,146,213	2,634,576	3,022,424
81	UNIVERSITY OF KENTUCKY	7,004	6,164	7,585	7,977	8,757	10,095	11,921	13,421
82	TEMPLE UNIVERSITY	9,419	9,992	10,314	10,285	12,044	12,434	12,559	12,851
83	U TEX HLTH SCI CTR HOUSTN	2,626	3,728	7,267	2,782	8,711	5,584	8,727	12,394
84	WAYNE STATE UNIVERSITY	4,579	4,819	5,465	3,276	7,512	10,324	10,385	12,196
85	INDIANA UNIV-BLOOMINGTON	7,659	6,445	8,204	8,391	9,556	10,906	10,949	12,090
86	UNIV OF RHODE ISLAND	5,340	4,618	5,292	4,689	6,134	9,402	8,413	11,917
87	UNIV OF VT & ST AGRIC COL	4,901	5,603	6,147	9,323	8,234	9,574	12,059	11,855
88	UNIV OF MASS AT AMHERST	4,282	5,791	7,539	8,101	8,178	9,749	10,602	11,814
89	IOWA ST U OF SCI & TECH	5,597	5,190	5,917	5,780	5,685	7,572	8,958	11,283
90	NEW MEXICO STATE UNIV	6,865	7,198	6,794	8,994	10,416	12,268	16,260	11,250
TOTAL 1ST 90 INSTITUTIONS		1,504,899	1,525,691	1,700,797	1,817,037	1,966,907	2,244,121	2,745,409	3,143,495
91	UTAH STATE UNIVERSITY	6,985	6,599	8,464	7,836	8,135	7,132	8,001	10,985
92	U TEX MED BRNCH GALVESTON	3,148	3,677	5,241	5,989	6,358	7,725	8,530	10,898
93	UNIV OF ILL MED CTR CHGO	4,261	4,347	4,664	4,750	5,613	7,634	7,924	10,661
94	FLORIDA STATE UNIVERSITY	5,152	5,309	8,536	5,417	6,749	7,097	9,511	10,341
95	SYRACUSE UNIVERSITY	4,419	5,873	4,643	5,794	5,150	6,232	6,460	10,178
96	WASHINGTON STATE UNIV	4,042	4,626	4,783	5,933	6,436	7,725	8,831	10,098
97	KANS ST U - AG & APP SCI	3,291	3,225	3,583	4,000	4,293	5,213	7,227	9,747
98	TUFTS UNIVERSITY	5,535	5,544	6,097	6,524	5,797	6,675	7,742	9,738
99	U TEX HLTH SCI CTR S ANTO	8,129	1,326	2,720	3,012	4,892	5,781	7,384	8,586
100	GEORGETOWN UNIVERSITY	5,162	4,768	6,172	3,991	7,999	12,270	11,595	9,412
TOTAL 1ST 100 INSTITUTIONS		1,555,019	1,570,985	1,755,700	1,870,283	2,028,329	2,317,605	2,828,614	3,245,189

1/ DATA FOR JOHNS HOPKINS UNIVERSITY FOR 1978 AND 1979 INCLUDE OBLIGATIONS TO THE APPLIED PHYSICS LABORATORY, FORMERLY CONSIDERED A FEDERALLY FUNDED RESEARCH AND DEVELOPMENT CENTER, OF \$136,140 AND \$200,057, RESPECTIVELY.

2/ DATA FOR MASSACHUSETTS INSTITUTE OF TECHNOLOGY PRIOR TO FY 1974 INCLUDE OBLIGATIONS TO DRAPER LABORATORIES, NOW CONSIDERED A NONPROFIT INSTITUTION.

3/ DATA FOR PENNSYLVANIA STATE UNIVERSITY FOR 1978 AND 1979 INCLUDE OBLIGATIONS TO THE APPLIED RESEARCH LABORATORY, FORMERLY CONSIDERED A FEDERALLY FUNDED RESEARCH AND DEVELOPMENT CENTER, OF \$12,205 AND \$13,411, RESPECTIVELY.

NOTE: DATA FOR EACH YEAR REFLECT THE AGENCIES INCLUDED IN THE SURVEY SYSTEM FOR THAT YEAR.

SOURCE: NATIONAL SCIENCE FOUNDATION



TABLE B-8

FEDERAL OBLIGATIONS TO UNIVERSITIES AND COLLEGES FOR FELLOWSHIPS, TRAINING GRANTS,  
AND TRAINING GRANTS, BY DETAILED FIELD OF SCIENCE: FY 1972-1979

(DOLLARS IN THOUSANDS)

FIELD OF SCIENCE	1972	1973	1974	1975	1976	1977	1978	1979
TOTAL, ALL FIELDS .....	387,888	287,210	326,600	201,273	174,871	184,671	205,865	204,805
PHYSICAL SCIENCES, TOTAL .....	6,403	3,901	4,051	3,238	3,049	3,675	1,441	5,473
ASTRONOMY .....	189	116	117	100	116	123	0	170
CHEMISTRY .....	4,753	2,699	2,777	2,368	1,998	2,320	1,117	2,163
PHYSICS .....	1,406	1,031	1,042	734	901	1,176	281	1,029
PHYSICAL SCIENCES, NEC .....	55	55	115	36	34	56	43	2,111
MATHEMATICAL & COMPUTER SCIENCES, TOTAL .....	3,866	3,189	3,975	2,389	1,956	1,875	558	1,558
MATHEMATICS .....	N/A	N/A	N/A	N/A	N/A	1,852	496	1,557
COMPUTER SCIENCES .....	N/A	N/A	N/A	N/A	N/A	23	62	1
MATHEMATICAL & COMPUTER SCIENCES, NEC .....	N/A	N/A	N/A	N/A	N/A	N/A	0	0
ENVIRONMENTAL SCIENCES, TOTAL .....	5,741	4,124	4,927	3,285	1,629	764	663	1,507
ATMOSPHERIC SCIENCES .....	780	446	511	95	42	55	442	476
GEOLOGICAL SCIENCES .....	521	458	421	1,001	503	560	4	647
OCEANOGRAPHY .....	432	417	97	39	22	29	0	38
ENVIRONMENTAL SCIENCES, NEC .....	4,008	2,803	3,847	2,150	1,062	120	217	346
ENGINEERING, TOTAL .....	12,631	12,631	10,361	10,821	8,100	10,015	12,626	13,682
AERONAUTICAL .....	52	46	40	761	57	72	0	53
ASTRONAUTICAL .....	0	0	0	0	40	0	0	62
CHEMICAL .....	375	679	374	277	269	312	53	272
CIVIL .....	5,188	6,587	4,632	3,869	3,101	1,032	443	251
ELECTRICAL .....	828	639	700	492	454	449	61	550
MECHANICAL .....	395	211	245	306	336	354	274	1,177
METALLURGY & MATERIALS .....	192	148	269	678	180	4,045	4,425	4,495
ENGINEERING, NEC .....	5,601	4,321	4,101	4,438	3,663	3,751	7,425	6,822
LIFE SCIENCES, TOTAL .....	223,977	179,222	225,575	135,600	105,631	118,799	130,840	136,009
BIOLOGICAL, TOTAL .....	62,757	48,784	60,270	50,950	47,348	36,939	34,885	38,426
BIOLOGICAL .....	N/A	N/A	N/A	N/A	N/A	N/A	N/A	38,414
ENVIRONMENTAL BIOLOGY .....	N/A	N/A	N/A	N/A	N/A	N/A	N/A	9
AGRICULTURAL .....	N/A	N/A	N/A	N/A	N/A	N/A	N/A	3
MEDICAL, TOTAL .....	148,194	122,004	145,890	70,135	58,248	81,812	95,955	94,021
CLINICAL MEDICAL .....	122,094	99,462	125,245	62,510	41,267	51,729	N/A	N/A
OTHER MEDICAL .....	26,100	22,542	20,645	7,625	16,981	30,083	N/A	N/A
LIFE SCIENCES, NEC .....	13,026	8,434	19,415	14,515	35	48	0	3,562
PSYCHOLOGY, TOTAL .....	32,706	20,513	27,209	12,819	9,541	17,274	16,937	15,296
BIOLOGICAL ASPECTS .....	16,893	13,417	17,718	5,762	463	407	0	236
SOCIAL ASPECTS .....	12,799	4,994	6,219	4,756	2,255	10,251	10,947	9,509
PSYCHOLOGY, NEC .....	3,014	2,102	3,272	2,301	6,823	6,616	5,990	5,551
SOCIAL SCIENCES, TOTAL .....	68,150	43,515	40,741	30,243	39,743	21,755	20,311	18,198
ANTHROPOLOGY .....	2,377	1,302	1,312	2,520	1,311	982	0	773
ECONOMICS .....	606	516	528	561	715	656	3	610
HISTORY .....	175	194	105	125	122	130	0	127
LINGUISTICS .....	316	1,837	1,515	833	167	152	0	172
POLITICAL SCIENCE .....	418	217	313	159	216	181	0	154
SOCIOLOGY .....	32,365	34,787	30,942	4,701	9,289	1,946	1,608	1,848
SOCIAL SCIENCES, NEC .....	31,893	4,662	6,026	21,344	27,923	17,708	18,700	14,514
OTHER SCIENCES, NEC .....	34,414	20,115	9,761	2,878	5,222	10,514	22,489	13,082

NOTE: DATA FOR EACH YEAR REFLECT THE AGENCIES INCLUDED IN THE SURVEY SYSTEM FOR THAT YEAR.

SOURCE: NATIONAL SCIENCE FOUNDATION

TABLE 8-9

FEDERAL OBLIGATIONS TO UNIVERSITIES AND COLLEGES, BY AGENCY AND TYPE OF ACTIVITY:  
FY 1979

(DOLLARS IN THOUSANDS)

AGENCY	TOTAL OBLIGATIONS	ACADEMIC SCIENCE							NONSCIENCE ACTIVITIES
		TOTAL ACADEMIC SCIENCE	RESEARCH AND DEVELOPMENT	R&D PLANT	FACIL FOR INSTR IN SCI & ENG	FELLOW-SHIPS, TRAINEE-SHIPS, TRAINING GRANTS	GENERAL SUPPORT FOR SCIENCE	OTHER SCIENCE ACTIVITIES	
TOTAL .....	6,195,596	4,469,632	3,846,321	32,068	33,245	204,805	92,483	260,710	1,725,964
DEPARTMENT OF AGRICULTURE .....	427,019	422,540	193,842	0	0	0	4,667	224,031	4,479
DEPARTMENT OF COMMERCE .....	47,343	47,343	45,853	0	0	0	0	1,490	0
DEPARTMENT OF DEFENSE, TOTAL .....	528,720	528,720	528,720	0	0	0	0	0	0
ARMY .....	60,474	60,474	60,474	0	0	0	0	0	0
NAVY .....	352,183	352,183	352,183	0	0	0	0	0	0
AIR FORCE .....	105,527	105,527	105,527	0	0	0	0	0	0
OTHER DOD .....	10,536	10,536	10,536	0	0	0	0	0	0
DEPARTMENT OF ENERGY .....	274,941	273,945	256,389	9,126	3,498	1,866	19	3,047	996
ENVIRONMENTAL PROTECTION AGENCY .....	68,135	66,733	60,898	0	0	4,513	1,258	64	1,402
DEPARTMENT OF HEALTH, EDUCATION AND WELFARE .....	3,932,029	2,212,973	1,965,781	7,508	0	182,242	52,770	4,672	1,719,056
NATIONAL INSTITUTES OF HEALTH .....	1,914,884	1,914,884	1,720,254	7,508	0	130,605	52,770	3,747	0
HEALTH RESOURCES ADMINISTRATION .....	419,937	3,789	3,789	0	0	0	0	0	416,148
HEALTH SERVICES ADMINISTRATION .....	62,318	3,773	3,773	0	0	0	0	0	58,545
ALCOHOL, DRUG ABUSE, AND MENTAL HEALTH ADMINISTRATION .....	203,788	132,442	115,617	0	0	15,924	0	901	71,346
CENTER FOR DISEASE CONTROL .....	18,170	6,670	6,670	0	0	0	0	0	11,500
FOOD AND DRUG ADMINISTRATION .....	8,493	8,493	8,493	0	0	0	0	0	0
OFFICE OF EDUCATION .....	1,021,139	19,616	10,926	0	0	8,666	0	24	1,001,523
NATIONAL INSTITUTE OF EDUCATION .....	31,090	31,090	31,090	0	0	0	0	0	0
OFFICE OF HUMAN DEVELOPMENT SERVICES .....	69,385	68,462	41,415	0	0	27,047	0	0	923
HEALTH CARE FINANCING ADMINISTRATION .....	4,902	4,902	4,902	0	0	0	0	0	0
SOCIAL SECURITY ADMINISTRATION .....	845	0	0	0	0	0	0	0	845
OFFICE OF HEALTH POLICY RESEARCH AND STATISTICS .....	16,068	16,068	16,068	0	0	0	0	0	0
OTHER DHEW .....	161,010	2,784	2,784	0	0	0	0	0	158,226
DEPARTMENT OF HOUSING AND URBAN DEVELOPMENT .....	3,976	3,976	3,976	0	0	0	0	0	0
DEPARTMENT OF THE INTERIOR .....	40,054	40,054	35,315	0	0	320	4,419	0	0
AGENCY FOR INTERNATIONAL DEVELOPMENT .....	28,514	28,514	27,979	535	0	0	0	0	0
DEPARTMENT OF LABOR .....	11,118	11,118	11,118	0	0	0	0	0	0
NATIONAL AERONAUTICS AND SPACE ADMINISTRATION .....	143,888	143,888	137,215	191	0	1,794	0	4,688	0
NATIONAL SCIENCE FOUNDATION .....	671,546	671,546	561,320	14,708	29,747	14,070	29,350	22,351	0
NUCLEAR REGULATORY COMMISSION .....	6,883	6,852	6,489	0	0	0	0	367	31
DEPARTMENT OF TRANSPORTATION .....	11,430	11,430	11,430	0	0	0	0	0	0

SOURCE: NATIONAL SCIENCE FOUNDATION

TABLE B-10

## FEDERAL OBLIGATIONS TO UNIVERSITIES AND COLLEGES AND THE NUMBER OF RECIPIENT INSTITUTIONS, BY GEOGRAPHIC DIVISION, STATE, AND TYPE OF ACTIVITY: FY 1979

(DOLLARS IN THOUSANDS)

GEOGRAPHIC DIVISION AND STATE	TOTAL, ALL ACTIVITIES	ACADEMIC SCIENCE							NON-SCIENCE
		TOTAL ACADEMIC SCIENCE	RESEARCH AND DEVELOPMENT	R&D PLANT	FACIL FOR INSTR IN SCI & ENG	FELLOWSHIPS TRNG GRANTS	GENERAL SUPPORT FOR SCI	OTHER SCIENCE	
UNITED STATES, TOTAL	AMT 6,195,596 NO. 2,642	4,469,632 969	3,846,321 696	32,068 51	33,245 331	204,805 399	92,483 405	260,710 470	1,725,964 2,614
NEW ENGLAND, TOTAL	AMT 574,681 NO. 216	472,613 82	417,944 66	8,626 8	2,511 29	25,669 28	5,210 26	12,653 39	102,068 213
CONNECTICUT	AMT 114,497 NO. 40	95,284 15	83,640 13	151 2	389 5	7,554 4	1,172 4	2,378 6	19,213 40
MAINE	AMT 13,563 NO. 25	5,750 9	3,837 7	0 0	43 4	25 1	88 1	1,757 3	7,813 24
MASSACHUSETTS	AMT 368,732 NO. 106	312,527 39	278,143 32	8,349 4	1,639 10	16,681 15	2,899 14	4,816 422	56,205 105
NEW HAMPSHIRE	AMT 21,924 NO. 18	16,680 6	14,896 4	0 0	95 4	281 2	250 3	1,158 2	5,244 17
RHODE ISLAND	AMT 35,047 NO. 11	28,163 5	25,503 5	126 2	316 4	672 4	345 2	1,201 3	6,884 11
VERMONT	AMT 20,918 NO. 16	14,209 8	11,925 5	0 0	29 2	456 2	456 2	1,343 3	6,209 16
MIDDLE ATLANTIC, TOTAL	AMT 989,771 NO. 399	717,082 168	634,522 122	3,474 10	3,970 52	37,459 68	14,187 73	23,470 74	272,689 395
NEW JERSEY	AMT 90,151 NO. 49	54,561 20	46,571 13	143 1	377 6	2,797 8	1,742 9	2,931 12	35,590 49
NEW YORK	AMT 599,207 NO. 224	442,377 95	393,717 72	2,914 6	1,738 30	25,077 44	8,555 45	10,376 38	156,830 221
PENNSYLVANIA	AMT 300,413 NO. 126	220,144 53	194,234 37	417 3	1,855 16	9,585 16	3,890 19	10,163 24	80,269 125
EAST NORTH CENTRAL, TOTAL	AMT 843,208 NO. 399	611,409 143	523,716 108	3,347 9	5,225 56	31,006 49	10,052 50	38,063 74	231,799 396
ILLINOIS	AMT 246,188 NO. 121	181,693 36	157,808 28	166 3	2,001 11	10,603 14	2,878 16	8,237 18	64,495 121
INDIANA	AMT 95,766 NO. 45	70,374 19	58,949 15	1540 3	662 9	2,470 5	1,346 6	6,407 7	25,392 45
MICHIGAN	AMT 176,157 NO. 82	125,961 25	106,886 16	621 2	967 10	6,673 8	2,437 8	8,377 16	50,196 81
OHIO	AMT 185,315 NO. 94	123,620 37	106,440 28	0 0	1,114 18	5,191 14	1,973 13	8,902 22	81,699 93
WISCONSIN	AMT 139,782 NO. 57	109,761 26	93,633 21	2,020 1	481 8	6,069 8	1,418 7	6,140 11	30,021 56
WEST NORTH CENTRAL, TOTAL	AMT 436,030 NO. 287	301,330 80	244,990 52	0 0	2,381 30	14,559 34	6,014 28	33,386 38	134,700 286
IOWA	AMT 76,795 NO. 54	55,782 12	44,513 6	0 0	494 5	2,517 6	2,088 5	6,170 7	21,013 54
KANSAS	AMT 54,776 NO. 49	35,024 8	28,869 4	0 0	137 3	1,334 4	742 5	3,942 4	19,752 49
MINNESOTA	AMT 111,114 NO. 53	77,450 21	64,749 10	0 0	560 8	3,990 8	1,613 4	6,538 8	33,664 52
MISSOURI	AMT 122,545 NO. 73	92,436 19	76,352 15	0 0	990 7	6,173 8	1,218 6	8,103 10	30,109 73
NEBRASKA	AMT 37,358 NO. 29	24,390 9	19,462 7	0 0	516 3	321 4	231 4	3,860 4	42,968 29
NORTH DAKOTA	AMT 18,372 NO. 14	9,845 3	7,297 3	0 0	70 2	124 1	53 2	2,301 2	8,527 14
SOUTH DAKOTA	AMT 15,070 NO. 15	6,403 8	3,748 7	0 0	14 2	100 3	69 2	2,472 3	8,667 15
SOUTH ATLANTIC, TOTAL	AMT 1,202,848 NO. 436	786,578 153	685,505 99	7,556 8	2,810 51	26,961 63	15,554 71	48,192 79	16,270 432
DELAWARE	AMT 12,970 NO. 7	10,486 2	9,122 2	0 0	15 1	96 1	91 1	1,162 2	2,484 7
DISTRICT OF COLUMBIA	AMT 228,024 NO. 13	39,559 7	34,712 7	0 0	127 3	1,575 5	2,048 5	1,397 6	188,465 13
FLORIDA	AMT 127,259 NO. 67	81,763 21	67,043 14	3,382 3	212 7	2,862 7	2,553 10	5,711 13	45,496 66
GEORGIA	AMT 105,854 NO. 64	75,320 24	61,343 13	86 1	207 6	2,075 10	2,487 13	9,122 13	30,534 63

SEE FOOTNOTES AT END OF TABLE.

TABLE B-10  
CONTINUED

FEDERAL OBLIGATIONS TO UNIVERSITIES AND COLLEGES AND THE NUMBER OF RECIPIENT INSTITUTIONS, BY  
GEOGRAPHIC DIVISION, STATE, AND TYPE OF ACTIVITY: FY 1979

(DOLLARS IN THOUSANDS)

GEOGRAPHIC DIVISION AND STATE		TOTAL, ALL ACTIVITIES	-----ACADEMIC SCIENCE-----							NON- SCIENCE
			TOTAL ACADEMIC SCIENCE	RESEARCH AND DEVELOPMENT	RD PLANT	FACIL FOR INSTR IN SCI & ENG	FELLOWSHIPS TRNNG GRANTS	GENERAL SUPPORT FOR SCI	OTHER SCIENCE	
SOUTH ATLANTIC, CONT'D										
MARYLAND	AMT NO.	363,153 49	332,390 22	316,810 14	2,654 1	665 5	6,554 10	1,868 8	3,839 8	30,769 48
NORTH CAROLINA	AMT NO.	187,494 104	135,047 24	110,589 15	1,409 2	586 12	8,672 11	2,754 14	11,037 15	52,447 103
SOUTH CAROLINA	AMT NO.	47,268 42	25,629 18	18,035 12	0 0	381 7	636 5	945 6	5,632 7	21,639 42
VIRGINIA	AMT NO.	106,071 63	73,157 25	59,692 17	25 1	612 9	3,750 10	2,276 11	6,802 11	32,914 63
WEST VIRGINIA	AMT NO.	24,755 27	13,227 10	8,458 5	0 0	5 1	741 4	532 3	3,490 4	11,528 27
EAST SOUTH CENTRAL, TOTAL										
ALABAMA	AMT NO.	96,991 57	55,715 18	41,186 9	0 0	122 3	3,785 9	2,855 13	7,767 10	41,276 56
KENTUCKY	AMT NO.	50,580 34	27,780 13	18,755 7	0 0	99 5	684 4	679 4	7,563 9	22,800 34
MISSISSIPPI	AMT NO.	54,044 41	29,789 16	18,951 10	0 0	137 6	931 5	2,048 10	7,722 9	24,255 41
TENNESSEE	AMT NO.	109,871 65	67,313 25	52,692 16	0 0	108 6	3,962 10	2,506 12	8,045 11	42,558 65
WEST SOUTH CENTRAL, TOTAL										
ARKANSAS	AMT NO.	28,909 29	14,814 12	8,494 9	0 0	111 3	404 6	408 4	5,397 4	14,095 28
LOUISIANA	AMT NO.	60,705 24	36,488 17	26,828 11	487 1	321 5	982 8	1,866 8	6,004 9	24,217 24
OKLAHOMA	AMT NO.	41,482 41	23,531 17	16,075 9	0 0	122 4	1,482 9	794 8	5,058 8	17,951 41
TEXAS	AMT NO.	302,777 140	230,587 57	199,367 47	294 1	2,727 17	7,247 26	5,784 26	14,168 25	72,190 137
MOUNTAIN, TOTAL										
ARIZONA	AMT NO.	59,469 20	40,738 8	34,897 7	9 1	1,078 3	1,469 4	1,109 5	2,176 4	18,731 20
COLORADO	AMT NO.	102,717 34	77,592 12	66,329 10	50 1	724 6	5,036 5	2,074 5	3,378 4	25,125 34
IDAHO	AMT NO.	9,657 8	6,415 3	4,160 2	0 0	39 3	273 2	177 1	1,766 2	3,242 8
MONTANA	AMT NO.	14,563 12	8,902 5	5,846 3	0 0	766 3	166 4	336 2	1,788 3	5,661 12
NEVADA	AMT NO.	10,063 8	6,945 5	4,852 5	0 0	0 0	152 2	121 1	1,820 2	3,118 6
NEW MEXICO	AMT NO.	58,015 11	41,882 8	34,317 5	0 0	170 4	732 4	4,577 5	2,086 3	16,133 11
UTAH	AMT NO.	65,389 12	52,957 6	48,977 4	190 1	295 3	1,424 3	705 2	1,366 3	12,432 12
WYOMING	AMT NO.	11,308 8	9,535 2	8,217 2	0 0	10 1	76 1	188 1	1,044 1	1,773 8
PACIFIC, TOTAL										
ALASKA	AMT NO.	27,457 7	23,675 2	21,989 2	19 1	47 1	276 1	487 2	857 2	3,782 7
CALIFORNIA	AMT NO.	725,106 230	614,402 69	547,098 54	7,657 7	8,493 26	30,461 24	9,257 25	11,436 35	110,704 227
HAWAII	AMT NO.	40,221 13	31,131 4	27,970 4	101 1	101 1	665 2	623 2	1,671 3	9,090 12
OREGON	AMT NO.	70,016 41	49,725 14	43,466 13	51 1	359 5	1,577 6	1,241 7	3,031 3	20,291 41
WASHINGTON	AMT NO.	140,924 45	112,028 13	99,385 11	207 1	432 3	6,678 7	1,668 3	3,858 6	28,896 45

SEE FOOTNOTES AT END OF TABLE.

TABLE B-10  
CONTINUED

FEDERAL OBLIGATIONS TO UNIVERSITIES AND COLLEGES AND THE NUMBER OF RECIPIENT INSTITUTIONS, BY  
GEOGRAPHIC DIVISION, STATE, AND TYPE OF ACTIVITY: FY 1979

(DOLLARS IN THOUSANDS)

GEOGRAPHIC DIVISION AND STATE		FEDERAL OBLIGATIONS TO UNIVERSITIES AND COLLEGES AND THE NUMBER OF RECIPIENT INSTITUTIONS, BY GEOGRAPHIC DIVISION, STATE, AND TYPE OF ACTIVITY: FY 1979								
		TOTAL, ALL ACTIVITIES	TOTAL ACADEMIC SCIENCE	RESEARCH AND DEVELOPMENT	R&D PLANT	EMIC SCIENCE FACIL FOR INSTR IN SCI & ENG	FELLOWSHIPS TRINEESHIPS TRNG GRANTS	GENERAL SUPPORT FOR SCI	OTHER SCIENCE	NON- SCIENCE
OUTLYING AREAS, TOTAL	AMT NO.	68,794 25	18,676 17	9,793 9	0 0	87 5	689 5	1,963 11	6,144 6	50,118 23
GUAM	AMT NO.	2,243 1	1,245 1	628 1	0 0	16 1	98 1	29 1	472 1	998 1
PUERTO RICO	AMT NO.	63,567 21	16,139 14	8,377 6	0 0	64 3	591 4	1,901 9	5,206 4	47,428 19
AMERICAN SAMOA	AMT NO.	350 1	0 0	0 0	0 0	0 0	0 0	0 0	0 0	350 1
VIRGIN ISLANDS	AMT NO.	2,415 1	1,262 1	758 1	0 0	5 1	0 0	33 1	466 1	1,153 1
TRUST TERRITORY PAC ISL	AMT NO.	219 1	30 1	30 1	0 0	0 0	0 0	0 0	0 0	189 1

NOTE: TABLE INCLUDES DATA FROM 14 FEDERAL AGENCIES RESPONSIBLE FOR MORE THAN  
95 PERCENT OF ALL FEDERAL OBLIGATIONS TO UNIVERSITIES AND COLLEGES.

SOURCE: NATIONAL SCIENCE FOUNDATION

TABLE B-11

FEDERAL OBLIGATIONS TO UNIVERSITIES AND COLLEGES, BY GEOGRAPHIC DIVISION, STATE, AND AGENCY: FY 1979

(DOLLARS IN THOUSANDS)

GEOGRAPHIC DIVISION AND STATE	TOTAL	USDA	COM	DOO	DOE	EPA	HEW	INT	NASA	NSF	DOT	OTHER*
UNITED STATES, TOTAL	6,195,596	427,019	47,343	529,720	274,941	68,135	3,932,029	40,054	143,888	671,546	11,430	50,491
NEW ENGLAND, TOTAL	574,681	19,561	6,500	40,217	58,768	2,844	334,645	2,029	16,523	89,415	1,060	3,119
CONNECTICUT	114,497	2,781	129	3,262	5,601	75	91,428	110	806	10,159	45	101
MAINE	13,563	3,308	130	110	355	97	8,225	177	0	1,161	0	0
MASSACHUSETTS	368,732	6,258	2,723	33,112	50,551	1,526	191,987	1,177	13,855	63,648	944	2,951
NEW HAMPSHIRE	21,924	2,319	1,340	862	719	32	13,304	163	1,264	1,861	0	60
RHODE ISLAND	35,047	2,066	2,178	2,752	1,470	1,026	12,831	292	489	11,936	0	7
VERMONT	20,918	2,829	0	119	72	88	16,870	110	109	650	71	0
MIDDLE ATLANTIC, TOTAL	989,771	34,295	2,732	54,881	35,754	6,219	701,332	3,897	14,578	128,385	1,671	5,726
NEW JERSEY	90,151	5,044	1,058	4,472	3,816	384	57,764	340	2,623	13,983	481	186
NEW YORK	599,207	15,650	1,251	21,280	20,541	3,175	439,769	1,145	8,040	83,390	595	4,371
PENNSYLVANIA	300,413	13,601	423	29,129	11,997	2,960	203,800	2,412	3,915	31,012	595	1,169
EAST NORTH CENTRAL, TOTAL	843,208	59,578	5,440	42,900	32,954	13,298	537,582	4,389	21,750	115,020	3,048	7,249
ILLINOIS	246,188	12,797	165	9,907	9,111	2,856	160,674	1,444	5,850	40,880	431	2,073
INDIANA	95,766	10,540	45	3,030	7,575	573	51,024	261	3,401	17,778	844	696
MICHIGAN	176,157	12,481	1,400	5,705	5,991	2,653	113,922	1,383	5,119	24,609	1,029	1,865
OHIO	185,315	12,726	281	21,290	3,476	5,941	122,109	876	4,046	12,804	744	1,022
WISCONSIN	139,782	11,039	3,549	2,968	6,801	1,276	89,853	425	3,334	18,949	0	1,593
WEST NORTH CENTRAL, TOTAL	436,030	59,983	1,176	5,676	8,083	5,417	304,121	4,425	7,622	28,647	808	9,672
IOWA	76,795	12,785	50	1,382	490	1,745	51,177	371	3,133	5,066	166	420
KANSAS	54,776	6,522	0	962	342	149	38,521	181	1,275	2,718	215	3,491
MINNESOTA	111,114	11,665	447	1,101	2,587	1,220	82,655	659	1,553	8,915	221	91
MISSOURI	122,544	13,460	511	1,915	2,086	1,922	91,575	663	1,319	7,514	0	1,580
NEBRASKA	37,358	6,919	0	218	480	349	21,577	240	114	3,225	146	4,090
NORTH DAKOTA	18,372	4,730	92	63	1,481	0	9,272	2,122	0	612	0	0
SOUTH DAKOTA	15,070	3,902	76	25	217	32	9,344	589	228	597	60	0
SOUTH ATLANTIC, TOTAL	1,202,848	79,697	6,798	239,676	28,384	11,041	735,811	4,596	19,139	68,940	1,476	7,290
DELAWARE	12,970	2,418	1,166	963	1,233	65	4,118	251	231	2,525	0	0
DISTRICT OF COLUMBIA	228,024	1,651	22	4,427	1,621	389	213,863	129	2,429	2,832	0	661
FLORIDA	127,259	9,201	1,917	7,275	2,517	2,424	81,564	550	2,199	17,601	601	1,450
GEORGIA	105,854	14,087	223	14,959	5,134	1,225	58,971	552	1,916	7,616	481	690
MARYLAND	363,153	6,233	1,837	204,238	7,074	588	123,380	277	5,174	13,101	69	1,182
NORTH CAROLINA	187,494	18,072	1,216	2,926	3,544	4,085	140,704	1,189	1,050	11,688	168	2,852
SOUTH CAROLINA	47,268	9,337	39	868	147	963	31,592	256	304	3,743	0	0
VIRGINIA	106,071	13,128	378	4,020	4,765	914	67,146	523	5,836	8,906	0	455
WEST VIRGINIA	24,755	5,570	0	0	2,349	388	14,473	869	0	968	158	0
EAST SOUTH CENTRAL, TOTAL	311,486	50,973	489	4,309	17,952	1,414	218,295	2,502	4,622	9,992	148	790
ALABAMA	94,991	13,043	75	2,014	1,508	185	73,963	858	2,083	2,796	66	400
KENTUCKY	50,960	12,955	269	603	407	289	32,790	607	621	1,820	0	219
MISSISSIPPI	54,044	12,324	0	208	7,564	737	30,287	375	928	1,621	0	0
TENNESSEE	109,871	12,651	145	1,484	8,473	203	82,255	662	990	3,755	82	171
WEST SOUTH CENTRAL, TOTAL	433,873	49,581	5,259	25,021	17,724	8,785	281,661	2,329	8,821	28,579	2,484	3,629
ARKANSAS	28,909	9,380	61	128	896	174	16,569	195	76	1,381	49	0
LOUISIANA	60,705	9,313	1,428	1,214	949	697	41,655	242	189	9,981	70	1,975
OKLAHOMA	41,482	8,276	276	2,284	712	889	24,931	710	999	2,176	103	126
TEXAS	302,777	22,612	3,502	21,395	15,167	7,025	198,506	1,182	7,557	22,041	2,262	1,528
MOUNTAIN, TOTAL	331,181	29,311	2,036	30,870	23,740	7,192	176,253	8,726	12,645	36,873	92	3,443
ARIZONA	59,469	3,882	191	4,375	1,729	587	33,831	921	4,068	8,479	35	1,371
COLORADO	102,717	6,104	1,299	5,496	5,625	4,139	58,821	2,710	4,318	13,058	0	1,147
IDAHO	9,657	4,636	37	0	108	152	3,750	492	10	472	0	0
MONTANA	14,563	4,101	124	232	341	823	6,411	933	3	1,595	0	0
NEVADA	10,063	1,681	0	780	946	545	3,976	535	357	1,243	0	0
NEW MEXICO	58,015	3,315	184	13,883	1,908	61	29,824	829	2,154	5,499	0	358
UTAH	65,389	3,223	201	5,728	10,294	200	37,318	1,313	1,403	5,085	57	567
WYOMING	11,308	2,369	0	376	2,789	685	2,322	993	332	1,442	0	0
PACIFIC, TOTAL	1,003,724	33,764	16,913	85,170	49,346	11,625	588,227	6,380	38,171	164,391	643	9,094
ALASKA	27,457	1,080	3,101	10,685	945	30	3,862	1,334	361	5,047	12	0
CALIFORNIA	725,106	13,428	5,846	57,722	36,302	8,487	432,200	2,787	53,118	126,322	552	6,642
HAWAII	40,221	2,950	1,866	3,383	6,120	442	16,010	344	2,602	5,354	0	1,150
OREGON	70,016	6,257	2,686	2,542	1,399	1,330	42,268	465	957	11,713	0	398
WASHINGTON	140,924	7,049	3,414	10,838	4,580	1,636	93,887	1,450	1,133	15,955	79	903
OUTLYING AREAS, TOTAL	68,794	10,276	0	0	2,236	0	54,101	381	17	1,304	0	479
GUAM	2,243	1,008	0	0	0	0	1,096	421	0	18	0	0
PUERTO RICO	63,567	8,161	0	0	2,236	0	51,283	140	17	1,281	0	479
AMERICAN SAMOA	350	0	0	0	0	0	350	0	0	0	0	0
VIRGIN ISLANDS	2,415	1,107	0	0	0	0	1,153	150	0	5	0	0
TRUST TERRITORY PAC ISL.	219	0	0	0	0	0	219	0	0	0	0	0

\* INCLUDES AID, HUD, LABOR, AND NRC.

SOURCE: NATIONAL SCIENCE FOUNDATION





TABLE B-12

FEDERAL ACADEMIC SCIENCE OBLIGATIONS TO UNIVERSITIES AND COLLEGES,  
BY GEOGRAPHIC DIVISION, STATE, AND AGENCY: FY 1979

GEOGRAPHIC DIVISION AND STATE	(DOLLARS IN THOUSANDS)											
	TOTAL	USDA	COM	DOO	DOE	EPA	HEW	INT	NASA	NSF	DOT	OTHER*
UNITED STATES, TOTAL	4,469,632	422,540	47,343	528,720	273,945	66,733	2,212,973	40,054	143,888	671,546	11,430	50,460
NEW ENGLAND, TOTAL	472,613	19,266	6,500	40,217	58,768	2,844	232,872	2,029	16,523	89,415	1,060	3,119
CONNECTICUT	95,284	2,771	129	3,262	6,601	75	72,225	110	806	10,159	45	101
MAINE	5,750	3,300	130	110	355	97	420	177	0	1,161	0	0
MASSACHUSETTS	312,527	6,174	2,723	33,112	50,551	1,526	135,866	1,177	13,855	63,648	944	2,951
NEW HAMPSHIRE	16,680	2,311	1,340	862	719	32	8,068	163	1,264	1,861	0	60
RHODE ISLAND	28,163	2,066	2,178	2,752	1,470	1,026	5,947	292	489	11,936	0	7
VERMONT	14,209	2,644	0	119	72	88	10,346	110	109	650	71	0
MIDDLE ATLANTIC, TOTAL	717,082	34,163	2,732	54,881	35,729	5,089	429,431	3,897	14,578	128,385	1,671	5,726
NEW JERSEY	54,561	5,028	1,058	4,472	3,816	384	22,190	340	2,623	13,983	481	186
NEW YORK	442,377	15,557	1,251	21,280	20,544	2,545	283,662	1,145	8,040	83,390	595	4,371
PENNSYLVANIA	220,144	13,578	423	29,129	11,372	2,960	123,579	2,412	3,915	31,012	595	1,169
EAST NORTH CENTRAL, TOTAL	611,409	58,526	5,440	42,900	32,954	12,776	307,357	4,389	21,750	115,020	3,048	7,249
ILLINOIS	181,693	12,523	165	9,907	9,111	2,856	96,453	1,444	5,850	40,880	431	2,073
INDIANA	70,374	10,324	45	3,030	7,575	572	25,848	261	3,401	17,778	844	696
MICHIGAN	125,961	12,008	1,400	5,705	5,991	2,328	64,524	1,383	5,119	24,609	1,029	1,865
OHIO	123,620	12,692	281	21,290	3,476	5,744	60,645	876	4,046	12,804	744	1,022
WISCONSIN	109,761	10,979	3,549	2,968	6,801	1,276	59,887	425	3,334	18,949	0	1,593
WEST NORTH CENTRAL, TOTAL	301,330	59,062	1,176	5,676	7,931	5,417	170,494	4,825	7,622	28,647	808	9,672
IOWA	55,782	12,271	50	1,392	490	1,745	30,678	371	3,133	5,066	166	420
KANSAS	35,024	6,437	0	962	742	149	18,854	181	1,275	2,718	215	3,491
MINNESOTA	77,450	11,639	447	1,101	2,587	1,220	49,017	659	1,553	8,915	221	91
MISSOURI	92,436	13,414	511	1,915	1,934	1,922	61,664	663	1,319	7,514	0	1,580
NEBRASKA	24,390	6,672	0	218	480	349	8,856	240	114	3,225	146	4,090
NORTH DAKOTA	9,845	4,728	92	63	1,481	0	747	2,122	0	612	0	0
SOUTH DAKOTA	6,403	3,901	76	25	217	32	678	589	228	597	60	0
SOUTH ATLANTIC, TOTAL	786,578	79,321	6,798	239,676	28,384	10,854	320,135	4,596	19,139	68,940	1,476	7,259
DELAWARE	10,486	2,418	1,166	963	1,233	65	1,634	251	231	2,525	0	0
DISTRICT OF COLUMBIA	39,559	1,635	22	4,427	1,621	389	25,414	129	2,425	2,832	0	661
FLORIDA	81,763	9,089	1,917	7,275	2,517	2,424	36,180	550	2,199	17,561	601	1,450
GEORGIA	75,320	14,057	223	14,959	5,134	1,225	28,467	552	1,944	7,616	481	690
MARYLAND	332,390	6,210	1,837	204,238	7,074	588	92,640	277	5,174	13,101	69	1,182
NORTH CAROLINA	135,047	17,906	1,216	2,926	3,544	3,898	88,610	1,189	1,050	11,688	168	2,852
SOUTH CAROLINA	25,629	9,320	39	868	147	963	9,970	256	304	3,743	19	0
VIRGINIA	75,157	13,121	378	4,020	4,765	914	34,270	523	5,836	8,906	0	424
WEST VIRGINIA	13,227	5,565	0	0	2,349	388	2,950	869	0	968	138	0
EAST SOUTH CENTRAL, TOTAL	180,597	50,902	489	4,309	17,622	1,414	87,807	2,502	4,622	9,992	148	790
ALABAMA	55,715	13,009	75	2,014	1,508	185	32,721	858	2,083	2,796	66	400
KENTUCKY	27,780	12,936	269	603	407	289	10,009	607	621	1,820	0	219
MISSISSIPPI	29,789	12,347	0	208	7,564	737	6,039	375	928	1,621	0	0
TENNESSEE	67,313	12,640	145	1,484	8,143	203	39,038	662	990	3,755	82	171
WEST SOUTH CENTRAL, TOTAL	305,420	49,166	5,259	25,021	17,714	8,785	153,633	2,329	8,821	28,579	2,484	3,629
ARKANSAS	14,814	9,380	61	128	896	174	2,474	195	76	1,381	49	0
LOUISIANA	36,488	9,311	1,420	1,214	949	697	17,440	242	189	2,981	70	1,975
OKLAHOMA	23,531	8,233	276	2,284	712	889	7,023	710	999	2,176	103	126
TEXAS	230,587	22,242	3,502	21,395	15,157	7,025	126,696	1,182	7,557	22,041	2,262	1,528
MOUNTAIN, TOTAL	244,966	28,605	2,036	30,870	23,730	7,189	90,757	8,726	12,645	36,873	92	3,443
ARIZONA	40,738	3,725	191	4,375	1,719	587	15,267	921	4,068	8,479	35	1,371
COLORADO	77,592	5,973	1,299	5,496	5,625	4,136	33,830	2,710	4,318	13,058	0	1,147
IDAHO	6,415	4,593	37	0	108	152	551	492	10	472	0	0
MONTANA	8,902	3,995	124	232	341	823	856	933	3	1,595	0	0
NEVADA	6,945	1,676	0	780	946	546	863	535	357	1,243	0	0
NEW MEXICO	41,882	3,074	184	13,883	1,908	61	13,932	829	2,154	5,499	0	358
UTAH	52,957	3,200	201	5,728	10,294	200	24,909	1,313	1,403	5,085	57	567
WYOMING	9,535	2,369	0	376	2,789	685	549	993	332	1,442	0	0
PACIFIC, TOTAL	830,961	33,291	16,913	85,170	48,877	11,565	416,466	6,380	38,171	164,391	643	9,094
ALASKA	23,675	1,938	3,101	10,685	945	30	222	1,334	361	5,047	12	0
CALIFORNIA	614,402	15,174	5,846	57,722	36,199	8,187	321,853	2,787	33,118	126,322	552	6,642
HAWAII	31,131	2,917	1,806	3,383	5,754	442	7,319	344	2,602	5,354	0	1,150
OREGON	49,725	6,246	2,686	2,542	1,399	1,330	21,988	465	957	11,713	0	399
WASHINGTON	112,028	7,016	3,414	10,838	4,580	1,576	65,084	1,450	1,133	15,955	79	903
OUTLYING AREAS, TOTAL	18,676	10,238	0	0	2,236	0	4,021	381	17	1,304	0	479
GUAM	1,245	1,008	0	0	0	0	98	121	0	18	0	0
PUERTO RICO	16,139	8,123	0	0	2,236	0	3,893	110	17	1,281	0	479
VIRGIN ISLANDS	1,262	1,107	0	0	0	0	0	150	0	5	0	0
TRUST TERRITORY PAC ISL	30	0	0	0	0	0	30	0	0	0	0	0

\* INCLUDES AID, HUD, LABOR, AND NRC.

SOURCE: NATIONAL SCIENCE FOUNDATION

TABLE B-1

FEDERAL OBLIGATIONS TO THE 100 UNIVERSITIES AND COLLEGES RECEIVING THE LARGEST AMOUNTS,  
BY TYPE OF ACTIVITY: FY 1979

(DOLLARS IN THOUSANDS)

RANK	INSTITUTION (RANKED BY TOTAL FEDERAL OBLIGATIONS)	TOTAL, ALL ACTIVITIES	ACADEMIC SCIENCE							NON-SCIENCE
			TOTAL ACADEMIC SCIENCE	RESEARCH AND DEVELOPMENT	R&D PLANT	FACIL FOR INSTR IN SCI & ENG	FELLOWSHIPS TRNG GRANTS	GENERAL SUPPORT FOR SCI	OTHER SCIENCE	
	UNITED STATES TOTAL	6,195,596	4,469,632	3,846,321	32,068	33,245	204,805	92,483	260,710	1,725,964
1	JOHNS HOPKINS UNIVERSITY	291,020	283,175	274,143	2,654	340	5,363	554	121	7,845
2	HOWARD UNIVERSITY	130,047	7,852	5,718	0	15	754	1,263	102	122,195
3	MASS INST OF TECHNOLOGY	124,731	123,738	110,033	7,788	648	4,381	465	423	993
4	UNIVERSITY OF WASHINGTON	112,537	96,095	88,037	207	345	8,829	1,032	645	16,442
5	STANFORD UNIVERSITY	109,710	106,508	93,596	3,884	467	6,570	1,650	341	3,202
6	UNIV OF CAL LOS ANGELES	102,686	93,437	86,698	45	1,181	4,624	716	173	9,249
7	UNIV OF WIS-MADISON	99,171	89,685	75,597	2,020	391	4,951	778	5,948	9,486
8	UNIVERSITY OF MINNESOTA	97,903	75,781	64,263	0	492	3,580	1,067	6,379	22,122
9	UNIV OF CAL SAN DIEGO	96,091	92,502	85,464	1,428	859	3,691	719	341	3,589
10	HARVARD UNIVERSITY	93,457	86,035	75,802	390	161	8,136	734	812	7,422
	TOTAL 1ST 10 INSTITUTIONS	1,257,353	1,054,808	959,351	18,416	4,899	47,879	8,978	15,285	202,545
11	COLUMBIA UNIV MAIN DIV	88,954	79,936	73,759	106	424	4,512	887	248	9,018
12	CORNELL UNIVERSITY	86,048	81,844	68,927	362	330	3,485	638	8,102	4,204
13	UNIVERSITY OF MICHIGAN	81,729	69,088	62,800	489	405	4,154	911	359	12,641
14	UNIV OF PENNSYLVANIA	80,346	72,205	65,179	320	942	5,057	573	134	8,141
15	YALE UNIVERSITY	75,930	70,436	63,079	121	148	6,424	466	198	5,514
16	UNIV OF CAL SAN FRANCISCO	72,743	64,536	59,395	616	180	3,861	427	57	8,431
17	UNIV OF CAL BERKELEY	66,743	60,377	52,568	0	2,192	4,108	1,008	501	6,369
18	PENNSYLVANIA STATE UNIV 2/	62,623	54,631	44,044	25	223	1,545	499	8,295	7,992
19	UNIV OF SOUTHERN CAL	61,440	52,165	50,144	128	96	1,277	415	105	9,275
20	UNIVERSITY OF CHICAGO	60,046	56,685	50,693	20	231	5,139	534	68	3,361
	TOTAL 1ST 20 INSTITUTIONS	1,716,202	1,716,711	1,549,939	20,573	10,070	87,441	15,336	33,352	277,491
21	UNIV OF ILL URBANA	58,057	54,784	43,954	98	1,168	1,616	341	7,607	3,273
22	UNIV OF NC AT CHAPEL HILL	57,428	45,142	40,179	1,373	260	2,886	387	57	12,286
23	WASHINGTON UNIVERSITY	56,794	53,165	47,943	0	422	4,175	313	312	3,629
24	OHIO STATE UNIVERSITY	56,271	43,387	33,325	0	347	1,116	568	8,031	12,884
25	UNIVERSITY OF COLORADO	54,980	40,216	35,765	50	284	2,503	841	773	14,764
26	DUKE UNIVERSITY	51,668	47,712	41,728	36	157	4,745	565	481	3,956
27	NEW YORK UNIVERSITY	51,186	42,598	38,891	54	96	3,237	277	43	8,588
28	GALLAUDET COLLEGE	45,757	248	164	0	0	84	0	0	45,509
29	UNIV OF TEXAS AT AUSTIN	43,829	41,601	37,472	0	1,876	800	264	1,189	3,924
30	UNIVERSITY OF UTAH	44,341	37,756	35,251	190	273	1,355	642	45	6,585
	TOTAL 1ST 30 INSTITUTIONS	2,516,269	2,123,320	1,904,611	22,374	14,953	109,958	19,534	51,890	392,889
31	YESHIVA UNIVERSITY	43,678	39,402	35,305	0	96	3,772	201	26	4,278
32	UNIVERSITY OF ROCHESTER	43,663	40,327	35,427	1,982	20	2,533	312	47	3,342
33	MICHIGAN STATE UNIVERSITY	43,597	36,105	27,021	162	412	915	710	6,885	7,432
34	UNIVERSITY OF PITTSBURGH	43,376	33,932	31,317	0	219	994	619	783	9,444
35	UNIVERSITY OF IOWA	43,010	36,086	33,033	0	251	1,994	695	113	6,924
36	UNIVERSITY OF MIAMI	41,199	32,060	27,336	3,216	24	975	227	282	9,139
37	PURDUE UNIVERSITY	41,176	38,213	34,832	175	316	661	379	5,850	2,963
38	UNIVERSITY OF ARIZONA	40,777	34,231	29,846	0	529	1,285	518	2,053	6,546
39	TEXAS A & M UNIVERSITY	40,479	38,582	26,238	294	242	174	171	11,463	1,897
40	UNIV OF CAL DAVIS	39,324	35,564	33,441	26	274	1,299	371	153	3,760
	TOTAL 1ST 40 INSTITUTIONS	2,936,488	2,487,814	2,214,407	28,229	17,336	124,560	23,737	79,545	448,674
41	NORTHWESTERN UNIVERSITY	38,521	33,834	31,087	0	462	1,650	612	23	4,687
42	UNIV ALABAMA BIRMINGHAM	37,984	29,650	26,776	0	85	2,192	340	257	8,334
43	CASE WESTERN RESERVE UNIV	37,706	32,373	29,189	0	457	2,212	379	136	5,333
44	CALIFORNIA INST OF TECH	35,442	35,362	29,574	1,530	2,305	1,624	201	128	80
45	UNIVERSITY OF FLORIDA	34,807	28,795	22,052	0	88	1,157	855	4,643	6,012
46	BAYLOR COL OF MEDICINE	33,268	30,887	29,806	0	0	877	201	3	2,381
47	BOSTON UNIVERSITY	32,893	23,057	20,925	0	8	1,758	251	115	9,836
48	UNIVERSITY OF NEW MEXICO	31,858	24,648	20,048	0	91	512	3,674	323	7,210
49	UNIVERSITY OF VIRGINIA	31,167	25,195	22,619	0	205	1,841	530	0	3,972
50	U TENNESSEE KNOXVILLE	30,870	27,228	18,704	0	76	1,058	379	7,011	3,642
	TOTAL 1ST 50 INSTITUTIONS	3,281,004	2,778,843	2,465,187	29,759	21,113	139,441	31,159	92,184	502,161

SEE FOOTNOTES AT END OF TABLE.

TABLE B-13  
CONTINUED

FEDERAL OBLIGATIONS TO THE 100 UNIVERSITIES AND COLLEGES RECEIVING THE LARGEST AMOUNTS,  
BY TYPE OF ACTIVITY: FY 1979

(DOLLARS IN THOUSANDS)

RANK	INSTITUTION (RANKED BY TOTAL FEDERAL OBLIGATIONS)	TOTAL, ALL ACTIVITIES	ACADEMIC SCIENCE						NON-SCIENCE	
			TOTAL ACADEMIC SCIENCE	RESEARCH AND DEVELOPMENT	R&D PLANT	FACIL FOR INSTR IN SCI & ENG	FELLOWSHIPS TRNG GRANTS	GENERAL SUPPORT FOR SCI		OTHER SCIENCE
51	UNIV OF MISSOURI COLUMBIA	29,863	24,724	16,471	0	37	1,205	539	6,472	5,139
52	UNIV OF HAWAII-MANOA	29,475	25,792	23,843	101	101	630	498	619	3,683
53	COLORADO STATE UNIVERSITY	29,147	22,490	21,135	0	316	1,579	975	2,485	2,657
54	UNIVERSITY OF CONNECTICUT	29,001	22,566	18,861	30	150	990	560	1,975	6,435
55	UNIVERSITY OF CINCINNATI	28,073	18,051	16,615	0	40	841	493	62	10,022
56	UNIVERSITY OF KENTUCKY	28,044	20,818	13,421	0	20	318	395	6,664	7,226
57	OREGON STATE UNIVERSITY	28,012	26,638	23,075	51	84	313	285	2,830	1,374
58	UNIVERSITY OF KANSAS	27,694	20,637	18,938	0	35	1,118	473	73	7,057
59	UNIV OF MD COLLEGE PARK	27,454	24,989	20,818	0	305	476	218	3,172	2,465
60	UNIV OF MD BALT PROF SCH	27,108	19,098	18,374	0	0	512	177	35	8,010
TOTAL 1ST 60 INSTITUTIONS		3,564,875	3,008,646	2,656,738	29,941	22,201	147,423	35,772	116,571	556,229
61	U TEX HLTH SCI CTR DALLAS	26,796	22,782	20,270	0	0	1,800	379	333	4,014
62	N C STATE UNIV AT RALEIGH	26,535	25,320	15,621	0	84	175	170	9,270	1,215
63	VANDERBILT UNIVERSITY	26,111	23,838	21,747	0	0	1,775	292	24	2,273
64	RUTGERS THE ST UNIV OF NJ	25,832	18,087	18,087	0	143	509	260	2,653	7,745
65	CUNY MT SINAI SCH OF MED	25,446	22,726	21,131	0	0	1,314	201	80	2,720
66	LOUISIANA STATE UNIV	25,440	20,988	14,644	0	98	409	501	5,336	4,452
67	GEORGIA INSTITUTE OF TECH	25,354	24,752	24,038	0	108	317	148	141	602
68	VA POLYTECH INST & ST U	24,965	22,722	15,964	0	328	234	348	5,848	2,243
69	UNIVERSITY OF GEORGIA	23,532	23,140	14,057	86	58	411	955	7,573	392
70	TEMPLE UNIVERSITY	23,061	14,063	12,851	0	0	738	250	224	8,998
TOTAL 1ST 70 INSTITUTIONS		3,817,947	3,227,064	2,831,583	30,027	23,020	155,105	39,276	148,054	590,883
71	UNIV OF ILL MED CTR CHGO	22,928	11,321	10,661	0	24	411	201	24	11,607
72	PRINCETON UNIVERSITY	22,772	21,716	19,269	143	151	1,856	223	74	1,056
73	GEORGE WASHINGTON UNIV	22,731	16,010	15,208	0	106	361	177	158	6,721
74	WAYNE STATE UNIVERSITY	22,230	14,033	12,196	0	3	840	254	740	8,197
75	UNIV OF ALASKA FAIRBANKS	21,715	20,168	18,721	19	47	276	293	812	1,547
76	VIRGINIA COMMONWLTN UNIV	21,351	15,823	14,339	0	0	1,103	295	86	5,528
77	INDIANA UNIV-BLOOMINGTON	21,299	14,175	12,090	220	119	806	632	308	7,124
78	IOWA ST U OF SCI & TECH	20,573	18,542	11,283	0	211	201	881	5,966	2,031
79	EMORY UNIVERSITY	20,060	15,625	14,281	0	23	551	328	442	4,435
80	SUNY AT BUFFALO	19,776	15,856	14,524	0	52	888	376	16	3,920
TOTAL 1ST 80 INSTITUTIONS		4,033,382	3,390,333	2,974,155	30,409	23,756	162,398	42,936	156,679	643,049
81	WOODS HOLE OCEANOGRPHIC INST	19,613	19,613	19,019	96	112	0	0	386	0
82	UNIV OF MASS AT AMHERST	19,069	15,458	11,814	0	493	340	239	2,572	3,611
83	GEORGETOWN UNIVERSITY	19,040	10,120	9,412	0	0	364	200	144	8,920
84	UNIV OF TEX CANCER CENTER	18,938	18,331	17,467	0	0	663	201	0	607
85	ROCKEFELLER UNIVERSITY	18,619	18,619	17,163	0	0	1,228	201	27	0
86	SUNY AT STONY BROOK	18,114	16,374	14,629	390	188	629	439	99	1,740
87	UNIV OF CAL IRVINE	18,104	15,215	13,739	0	120	813	485	58	2,889
88	CARNEGIE-MELLON UNIV	17,962	17,220	16,336	72	246	303	92	171	742
89	UNIV OF VT & ST AGRIC COL	17,526	13,837	11,855	0	27	427	243	1,285	3,689
90	TUFTS UNIVERSITY	17,474	10,252	9,738	0	60	256	167	31	7,222
TOTAL 1ST 90 INSTITUTIONS		4,217,841	3,545,372	3,115,327	30,947	25,002	167,421	45,203	161,452	672,469
91	BROWN UNIVERSITY	16,772	14,725	13,515	80	263	596	174	97	2,047
92	WASHINGTON STATE UNIV	16,602	13,779	10,098	0	62	274	456	2,889	2,823
93	COL OF MED & DENT OF N J	16,553	9,659	9,056	0	25	241	337	0	6,894
94	KANS ST U - AG & APP SCI	16,456	13,817	9,747	0	78	47	154	3,791	2,639
95	U TEX HLTH SCI CTR HOUSTN	16,326	13,187	12,394	0	28	545	217	3	3,139
96	NEW MEXICO STATE UNIV	16,135	13,630	11,250	0	37	126	473	1,744	2,505
97	MISSISSIPPI STATE UNIV	15,987	13,717	6,553	0	7	213	144	6,800	2,270
98	WEST VIRGINIA UNIVERSITY	15,850	12,724	8,108	0	0	708	487	3,421	3,126
99	AUBURN UNIVERSITY	15,631	12,928	5,838	0	32	539	347	6,172	2,703
100	UNIV OF NEBRASKA-LINCOLN	15,608	12,523	8,152	0	485	203	104	3,579	3,085
TOTAL 1ST 100 INSTITUTIONS		4,379,761	3,676,061	3,210,038	31,047	26,019	170,913	48,096	189,948	703,700

1/ DATA FOR JOHNS HOPKINS UNIVERSITY INCLUDE \$200,057 OBLIGATED TO THE APPLIED PHYSICS LABORATORY, FORMERLY CONSIDERED A FEDERALLY FUNDED RESEARCH AND DEVELOPMENT CENTER.

2/ DATA FOR PENNSYLVANIA STATE UNIVERSITY INCLUDE \$13,411 OBLIGATED TO THE APPLIED RESEARCH LABORATORY, FORMERLY CONSIDERED A FEDERALLY FUNDED RESEARCH AND DEVELOPMENT CENTER.

NOTE: TABLE INCLUDES DATA FROM 14 FEDERAL AGENCIES RESPONSIBLE FOR MORE THAN 95 PERCENT OF ALL FEDERAL OBLIGATIONS TO UNIVERSITIES AND COLLEGES.

SOURCE: NATIONAL SCIENCE FOUNDATION

TABLE B-14

FEDERAL OBLIGATIONS TO THE 100 UNIVERSITIES AND COLLEGES RECEIVING THE LARGEST AMOUNTS,  
BY AGENCY: FY 1979

(DOLLARS IN THOUSANDS)

RANK	INSTITUTION (RANKED BY TOTAL FEDERAL OBLIGATIONS)	TOTAL	USDA	COM	DOO	DOE	EPA	HEW	INT	NASA	NSF	DOT	OTHER*
UNITED STATES TOTAL													
	1 JOHNS HOPKINS UNIVERSITY	291,020	427,019	47,343	528,720	274,991	68,135	3,932,029	40,054	143,888	671,546	11,430	50,491
	2 HOWARD UNIVERSITY	130,047		0	36	78	126	128,289	0	659	529	0	302
	3 MASS INST OF TECHNOLOGY	124,731	171	2,247	15,024	43,263	718	27,070	722	8,738	25,689	610	479
	4 UNIVERSITY OF WASHINGTON	112,537	425	3,239	10,392	4,447	956	77,247	517	1,064	13,451	44	725
	5 STANFORD UNIVERSITY	109,710	121	25	12,870	5,099	5,270	57,304	142	5,107	23,464	232	76
	6 UNIV OF CAL LOS ANGELES	102,686	0	0	3,858	8,987	382	75,639	175	2,550	10,863	0	232
	7 UNIV OF WIS-MADISON	99,171	10,932	49	2,704	6,628	1,093	56,582	370	3,258	16,105	0	1,450
	8 UNIVERSITY OF MINNESOTA	97,903	11,637	422	1,101	2,572	1,220	70,541	659	1,545	7,894	221	91
	9 UNIV OF CAL SAN DIEGO	96,091	77	33	10,555	2,798	160	40,267	159	9,482	32,550	0	10
	10 HARVARD UNIVERSITY	93,457	334	387	2,637	3,917	172	69,046	0	4,314	12,183	41	426
TOTAL 1ST 10 INSTITUTIONS		1,257,353	-23,758	6,894	260,225	81,112	10,367	680,227	2,775	37,927	148,148	1,148	4,772
	11 COLUMBIA UNIV MAIN DIV	88,954	0	238	5,009	3,253	19	39,923	0	2,001	17,739	37	735
	12 CORNELL UNIVERSITY	86,048	14,350	30	2,884	1,871	610	35,694	390	1,795	27,715	0	709
	13 UNIVERSITY OF MICHIGAN	81,729	239	1,375	3,097	3,350	1,201	51,906	416	4,877	12,734	719	1,815
	14 UNIV OF PENNSYLVANIA	80,346	354	0	3,824	3,402	346	61,097	15	267	10,007	221	813
	15 YALE UNIVERSITY	75,950	105	35	2,643	5,068	40	60,308	0	200	7,501	0	50
	16 UNIV OF CAL SAN FRANCISCO	72,967	150	27	381	2,100	0	68,217	0	374	1,718	0	0
	17 UNIV OF CAL BERKELEY	68,746	2,148	0	9,515	3,042	520	26,144	532	4,343	19,529	84	884
	18 PENNSYLVANIA STATE UNIV 2/	62,623	13,230	68	15,411	3,038	1,164	21,196	2,006	1,374	4,753	327	56
	19 UNIV OF SOUTHERN CAL	61,440	0	331	13,791	1,073	228	38,253	103	1,590	5,653	171	247
	20 UNIVERSITY OF CHICAGO	60,046	60	0	679	3,299	0	40,735	0	4,462	10,726	0	85
TOTAL 1ST 20 INSTITUTIONS		1,994,202	54,394	8,998	317,459	110,608	14,495	1,143,700	6,242	59,210	266,223	2,707	10,166
	21 UNIV OF ILL URBANA	58,057	12,188	0	5,231	4,040	2,088	15,925	932	1,186	16,240	0	227
	22 UNIV OF NC AT CHAPEL HILL	57,428	445	0	764	649	1,311	50,498	224	0	3,525	0	12
	23 WASHINGTON UNIVERSITY	56,794	0	299	738	850	875	49,483	2	975	3,426	0	146
	24 OHIO STATE UNIVERSITY	56,271	12,701	180	3,757	1,070	2,474	28,406	790	1,241	4,762	19	871
	25 UNIVERSITY OF COLORADO	54,980	97	1,182	1,728	2,372	283	39,649	467	2,793	6,365	0	44
	26 DUKE UNIVERSITY	51,668	105	0	1,388	1,951	928	42,521	0	205	4,559	0	11
	27 NEW YORK UNIVERSITY	51,186	179	110	1,400	3,925	328	41,071	0	857	2,732	0	584
	28 GALLAUDET COLLEGE	45,757	0	0	0	0	0	45,719	0	0	38	0	0
	29 UNIV OF TEXAS AT AUSTIN	45,525	186	0	15,287	9,140	248	12,197	156	1,722	6,091	51	447
	30 UNIVERSITY OF UTAH	44,341	3	201	1,210	8,418	132	30,129	396	257	3,580	0	15
TOTAL 1ST 30 INSTITUTIONS		2,516,209	80,298	10,970	348,962	143,025	23,162	1,499,298	9,209	68,446	317,541	2,777	12,523
	31 YESHIVA UNIVERSITY	43,678	0	0	0	0	0	42,638	0	0	1,040	0	0
	32 UNIVERSITY OF ROCHESTER	43,663	0	0	1,027	6,455	44	31,216	0	83	4,838	0	0
	33 MICHIGAN STATE UNIVERSITY	43,597	11,852	25	841	1,914	995	19,140	246	206	8,244	124	10
	34 UNIVERSITY OF PITTSBURGH	43,376	12	73	2,241	801	961	32,635	146	1,312	5,064	47	84
	35 UNIVERSITY OF IOWA	43,010	155	50	1,176	99	900	35,279	0	2,818	2,515	0	18
	36 UNIVERSITY OF MIAMI	41,199	18	262	2,890	597	753	27,649	123	516	8,391	0	0
	37 PURDUE UNIVERSITY	41,176	10,326	45	2,227	4,075	79	12,369	206	3,085	7,532	659	573
	38 UNIVERSITY OF ARIZONA	40,777	3,621	191	4,019	1,245	477	19,729	802	3,277	6,010	35	1,371
	39 TEXAS A & M UNIVERSITY	40,479	17,802	3,096	2,113	1,445	3,725	4,070	811	950	5,552	915	0
	40 UNIV OF CAL DAVIS	39,324	3,886	0	569	3,833	550	19,785	453	265	4,983	0	5,000
TOTAL 1ST 40 INSTITUTIONS		2,936,408	127,970	14,712	366,065	163,487	31,646	1,743,808	11,996	80,958	371,710	4,557	19,579
	41 NORTHWESTERN UNIVERSITY	38,521	31	0	2,062	1,241	0	25,643	65	74	7,635	155	1,615
	42 UNIV ALABAMA BIRMINGHAM	37,984	128	0	441	13	0	36,640	0	59	711	0	0
	43 CASE WESTERN RESERVE UNIV	37,706	7	101	1,081	1,412	202	29,446	71	1,248	4,090	0	48
	44 CALIFORNIA INST OF TECH	35,442	10	98	3,391	4,409	65	9,976	678	4,650	12,165	0	0
	45 UNIVERSITY OF FLORIDA	34,807	8,058	72	1,800	809	1,009	17,212	337	678	4,216	1	615
	46 BAYLOR COL OF MEDICINE	33,268	0	0	261	0	248	32,125	0	277	357	0	0
	47 BOSTON UNIVERSITY	32,893	0	0	782	316	44	30,068	0	248	1,335	0	100
	48 UNIVERSITY OF NEW MEXICO	31,858	97	184	5,810	1,135	52	19,282	60	515	4,365	0	358
	49 UNIVERSITY OF VIRGINIA	31,167	146	25	1,186	2,864	0	22,125	74	668	3,927	0	352
	50 U TENNESSEE KNOXVILLE	30,870	10,771	0	1,266	8,128	47	8,426	349	540	1,343	0	0
TOTAL 1ST 50 INSTITUTIONS		3,281,004	147,210	15,192	384,145	183,814	33,313	1,974,751	13,630	89,915	411,854	4,713	22,467

SEE FOOTNOTES AT END OF TABLE.

TABLE 8-14  
CONTINUED

FEDERAL OBLIGATIONS TO THE 100 UNIVERSITIES AND COLLEGES RECEIVING THE LARGEST AMOUNTS,  
BY AGENCY: FY 1979

(DOLLARS IN THOUSANDS)

RANK	INSTITUTION (RANKED BY TOTAL FEDERAL OBLIGATIONS)	TOTAL	USDA	COM	DOO	DOE	EPA	HEW	INT	NASA	NSF	DOT	OTHER*
51	UNIV OF MISSOURI COLUMBIA	29,863	11,709	0	472	987	528	13,834	426	135	1,702	0	70
52	UNIV OF HAWAII-MANOA	29,475	826	100	3,383	6,120	442	10,432	344	2,602	5,226	0	0
53	COLORADO STATE UNIVERSITY	29,147	5,989	117	1,652	2,014	2,803	8,284	1,042	1,024	5,119	0	1,103
54	UNIVERSITY OF CONNECTICUT	29,001	2,676	94	619	496	2	22,397	110	598	1,913	45	51
55	UNIVERSITY OF CINCINNATI	28,073	0	0	1,208	329	2,527	22,693	0	248	1,068	0	0
56	UNIVERSITY OF KENTUCKY	28,044	11,120	147	388	390	201	13,555	543	375	1,306	0	19
57	OREGON STATE UNIVERSITY	28,012	6,232	2,589	1,821	951	1,060	6,432	446	645	7,437	0	399
58	UNIVERSITY OF KANSAS	27,694	84	0	638	137	119	24,176	13	1,035	1,264	0	228
59	UNIV OF MD COLLEGE PARK	27,454	4,496	1,250	2,647	3,668	283	4,772	234	3,453	6,450	0	201
60	UNIV OF MD BALD PROF SCH	27,108	22	0	543	0	20	26,388	0	28	107	0	0
TOTAL 1ST 60 INSTITUTIONS		3,564,875	190,364	19,489	397,516	196,906	41,298	2,127,714	16,788	100,058	443,446	4,758	24,538
61	U TEX HLTH SCI CTR DALLAS	26,796	0	0	0	0	0	26,570	0	60	166	0	0
62	N C STATE UNIV AT RALEIGH	26,535	15,044	32	702	736	1,355	3,076	965	517	2,079	0	2,029
63	VANDERBILT UNIVERSITY	26,111	2	0	136	206	111	24,178	0	95	1,347	0	36
64	RUTGERS THE ST UNIV OF NJ	25,832	5,019	49	534	257	242	14,709	265	76	4,797	0	184
65	CUMY MT SINAI SCH OF MED	25,446	0	0	9	0	53	25,013	0	0	371	0	0
66	LOUISIANA STATE UNIV	25,440	7,745	1,173	977	892	301	13,008	128	40	1,161	0	15
67	GEORGIA INSTITUTE OF TECH	25,354	0	169	14,628	2,021	409	2,713	337	1,163	3,055	460	399
68	VA POLYTECH INST & ST U	24,965	11,202	210	2,252	1,647	423	3,796	391	1,787	3,084	0	173
69	UNIVERSITY OF GEORGIA	23,532	12,417	54	241	2,622	411	4,234	176	453	2,915	0	9
70	TEMPLE UNIVERSITY	23,061	0	0	318	200	70	21,722	0	70	846	0	35
TOTAL 1ST 70 INSTITUTIONS		3,817,947	241,793	21,176	417,113	207,487	44,673	2,266,733	19,050	104,319	462,967	5,218	27,418
71	UNIV OF ILL MED CTR CHGO	22,928	0	0	0	0	194	22,447	0	0	287	0	0
72	PRINCETON UNIVERSITY	22,772	0	84	2,493	3,410	90	6,483	0	2,482	7,247	481	2
73	GEORGE WASHINGTON UNIV	22,731	264	22	2,309	593	263	16,638	0	1,515	1,069	0	58
74	WAYNE STATE UNIVERSITY	22,230	206	0	1,016	435	0	18,924	0	7	1,456	186	0
75	UNIV OF ALASKA FAIRBANKS	21,715	1,744	0	10,685	871	30	1,769	1,253	361	5,002	0	0
76	VIRGINIA COMMONWLTN UNIV	21,351	68	0	256	0	489	20,014	0	49	345	0	130
77	INDIANA-UNIV-BLOOMINGTON	21,299	149	0	325	945	0	12,208	40	151	7,451	0	30
78	IOWA ST U OF SCI & TECH	20,573	12,630	0	216	384	826	3,377	358	315	1,899	166	402
79	EMORY UNIVERSITY	20,060	0	0	63	141	43	19,191	0	195	427	0	0
80	SUNY AT BUFFALO	19,776	0	202	112	85	308	16,186	0	81	2,802	0	0
TOTAL 1ST 80 INSTITUTIONS		4,033,382	256,854	21,484	434,588	214,351	46,916	2,403,970	20,701	109,475	490,952	6,051	28,040
81	WOODS HOLE OCEANOGRPHIC INST	19,613	0	0	6,427	1,255	0	0	0	0	11,931	0	0
82	UNIV OF MASS AT AMHERST	19,069	4,548	89	1,361	336	347	6,763	413	294	4,878	0	40
83	GEORGETOWN UNIVERSITY	19,040	154	0	997	677	0	16,775	0	0	428	0	7
84	UNIV OF TEX CANCER CENTER	18,938	0	0	0	0	0	18,938	0	0	0	0	0
85	ROCKEFELLER UNIVERSITY	18,619	60	0	201	697	15	16,166	0	35	1,445	0	0
86	SUNY AT STONY BROOK	18,114	0	0	151	639	2	9,808	0	678	6,686	0	150
87	UNIV OF CAL IRVINE	18,104	55	0	857	1,151	151	11,933	35	204	3,681	25	12
88	CARNEGIE-MELLON UNIV	17,962	0	55	5,233	2,679	38	4,134	108	123	5,507	0	85
89	UNIV OF VT & ST AGRIC COL	17,526	2,824	0	119	72	88	13,817	110	100	325	71	0
90	TUFTS UNIVERSITY	17,474	1,080	0	225	732	62	7,651	0	83	641	0	0
TOTAL 1ST 90 INSTITUTIONS		4,217,841	265,575	21,628	450,159	222,589	47,619	2,516,955	21,367	110,992	526,474	6,147	28,336
91	BROWN UNIVERSITY	16,772	0	0	1,399	1,405	0	7,310	53	420	6,128	0	7
92	WASHINGTON STATE UNIV	16,602	6,593	175	327	111	680	6,296	582	69	1,734	35	0
93	COL OF MED & DENT OF N J	16,553	0	0	38	0	0	16,124	0	0	391	0	0
94	KANS ST U - AG & APP SCI	16,456	6,430	0	324	605	30	4,108	168	125	1,188	215	3,263
95	U TEX HLTH SCI CTR HOUSTN	16,326	1,490	0	47	84	822	13,408	0	30	445	0	0
96	NEW MEXICO STATE UNIV	16,135	3,218	0	6,354	552	9	3,704	314	1,607	377	0	0
97	MISSISSIPPI STATE UNIV	15,987	10,562	0	84	1,228	542	2,682	265	546	78	0	0
98	WEST VIRGINIA UNIVERSITY	15,850	5,567	0	0	2,118	351	5,925	869	0	882	138	0
99	AUBURN UNIVERSITY	15,631	9,808	75	976	785	133	3,331	172	90	261	0	0
100	UNIV OF NEBRASKA-LINCOLN	15,608	6,904	0	118	480	309	4,267	240	114	2,940	146	90
TOTAL 1ST 100 INSTITUTIONS		4,379,761	316,147	21,878	459,826	229,957	50,495	2,584,110	24,030	113,993	540,948	6,681	31,696

\* INCLUDES AID, HUD, LABOR, AND NRC.

- 1/ DATA FOR JOHNS HOPKINS UNIVERSITY INCLUDE \$200,057 OBLIGATED TO THE APPLIED PHYSICS LABORATORY, FORMERLY CONSIDERED A FEDERALLY FUNDED RESEARCH AND DEVELOPMENT CENTER.
- 2/ DATA FOR PENNSYLVANIA STATE UNIVERSITY INCLUDE \$13,411 OBLIGATED TO THE APPLIED RESEARCH LABORATORY, FORMERLY CONSIDERED A FEDERALLY FUNDED RESEARCH AND DEVELOPMENT CENTER.

SOURCE: NATIONAL SCIENCE FOUNDATION



TABLE 8-15

FEDERAL OBLIGATIONS FOR ACADEMIC SCIENCE TO THE 100 UNIVERSITIES AND COLLEGES RECEIVING  
THE LARGEST AMOUNTS, BY AGENCY: FY 1979

(DOLLARS IN THOUSANDS)

RANK	INSTITUTION (RANKED BY AMOUNT RECEIVED)	TOTAL	USDA	COM	ODD	DOE	EPA	HEW	INT	NASA	NSF	DOT	OTHER*
	UNITED STATES TOTAL	4,469,632	422,540	47,343	528,720	273,945	66,733	2,212,973	40,054	143,888	671,546	11,430	50,460
1	JOHNS HOPKINS UNIVERSITY	283,175	0	492	201,048	3,323	270	70,400	31	1,210	5,420	0	981
2	MASS INST OF TECHNOLOGY	123,738	170	2,247	15,024	43,263	718	26,078	22	8,738	25,689	610	479
3	STANFORD UNIVERSITY	106,508	120	25	12,870	5,099	5,270	54,103	142	5,107	23,464	232	76
4	UNIVERSITY OF WASHINGTON	96,095	439	3,239	10,392	4,447	896	60,881	517	1,064	13,451	44	725
5	UNIV OF CAL LOS ANGELES	93,437	0	0	3,858	8,987	382	66,390	175	2,550	10,863	0	232
6	UNIV OF CAL SAN DIEGO	92,502	72	33	10,555	2,695	160	36,786	159	9,482	32,550	0	10
7	UNIV OF WIS-MADISON	89,685	10,893	49	2,704	6,628	1,093	47,135	370	3,258	16,105	0	1,450
8	HARVARD UNIVERSITY	86,035	321	387	2,637	3,917	172	41,637	0	4,314	12,183	41	426
9	CORNELL UNIVERSITY	81,844	14,280	30	2,884	1,871	610	31,560	390	1,799	27,715	0	709
10	COLUMBIA UNIV MAIN DIV	79,936	0	238	5,009	3,253	19	50,905	0	2,001	17,739	37	735
	TOTAL 1ST 10 INSTITUTIONS	1,132,955	26,295	6,740	266,981	83,483	9,590	505,875	2,506	39,519	185,179	964	5,823
11	UNIVERSITY OF MINNESOTA	75,781	11,611	422	1,101	2,572	1,220	48,445	659	1,545	7,894	221	91
12	UNIV OF PENNSYLVANIA	72,205	353	0	3,824	3,402	346	52,957	15	267	10,007	221	813
13	YALE UNIVERSITY	70,436	98	35	2,643	5,068	40	54,801	0	200	7,501	0	50
14	UNIVERSITY OF MICHIGAN	69,088	238	1,375	3,097	3,350	876	39,591	416	4,877	12,734	719	1,815
15	UNIV OF CAL SAN FRANCISCO	64,536	150	27	381	2,100	0	59,786	0	374	1,718	0	0
16	UNIV OF CAL BERKELEY	60,377	2,123	0	9,515	3,042	520	19,800	537	4,343	19,529	84	884
17	UNIVERSITY OF CHICAGO	56,685	60	0	679	3,299	0	37,374	0	4,462	10,726	0	85
18	UNIV OF ILL URBANA	54,784	12,098	0	5,231	4,040	2,088	12,742	932	1,186	16,240	0	227
19	PENNSYLVANIA STATE UNIV	54,631	13,220	68	15,411	3,038	1,164	13,214	2,006	1,374	4,753	327	56
20	WASHINGTON UNIVERSITY	53,165	0	299	738	698	875	46,006	2	975	3,426	0	146
	TOTAL 1ST 20 INSTITUTIONS	1,764,643	66,246	8,966	309,601	114,092	16,719	890,591	7,073	59,122	279,707	2,536	9,990
21	UNIV OF SOUTHERN CAL	52,165	0	331	13,791	1,073	228	28,978	103	1,590	5,653	171	247
22	DUKE UNIVERSITY	47,712	105	0	1,388	1,951	928	38,565	0	205	4,559	0	11
23	UNIV OF MC AT CNAPEL HILL	45,142	445	0	764	649	1,311	38,212	224	0	3,525	0	12
24	OHIO STATE UNIVERSITY	43,387	12,676	180	3,757	1,070	2,474	15,547	790	1,241	4,762	19	874
25	NEW YORK UNIVERSITY	42,598	179	110	1,400	3,925	328	32,483	0	857	2,732	0	584
26	UNIV OF TEXAS AT AUSTIN	41,601	178	0	15,287	9,140	248	8,281	156	1,722	6,091	51	447
27	UNIVERSITY OF ROCHESTER	40,321	0	0	1,027	6,455	44	27,874	0	83	4,838	0	0
28	UNIVERSITY OF COLORADO	40,216	84	1,182	1,728	2,372	283	24,898	467	2,793	6,365	0	44
29	YESHIVA UNIVERSITY	39,400	0	0	0	0	0	38,360	0	0	1,040	0	0
30	TEXAS A & M UNIVERSITY	38,582	17,531	3,096	2,113	1,435	3,725	2,454	811	950	5,552	915	0
	TOTAL 1ST 30 INSTITUTIONS	2,195,767	97,444	13,865	350,856	142,162	26,288	1,146,243	9,624	68,563	327,824	3,692	12,206
31	PURDUE UNIVERSITY	38,213	10,128	45	2,227	4,075	79	9,604	206	3,085	7,532	659	573
32	UNIVERSITY OF UTAH	37,756	0	201	1,210	8,418	132	23,547	396	257	3,580	0	15
33	MICHIGAN STATE UNIVERSITY	36,105	11,380	25	841	1,914	995	12,120	246	206	8,244	124	10
34	UNIVERSITY OF IOWA	36,086	155	50	1,176	99	900	28,355	0	2,818	2,515	0	18
35	UNIV OF CAL DAVIS	35,564	3,847	0	569	3,833	550	16,064	453	265	4,983	0	5,000
36	CALIFORNIA INST OF TECH	35,362	10	98	3,391	4,409	65	9,896	678	4,650	12,765	0	0
37	UNIVERSITY OF ARIZONA	34,231	3,564	191	4,019	1,235	477	13,250	802	3,277	6,010	35	1,371
38	UNIVERSITY OF PITTSBURGH	33,932	0	73	2,241	776	961	23,228	146	1,312	5,064	47	84
39	NORTHWESTERN UNIVERSITY	33,834	31	0	2,062	1,241	0	20,956	65	74	4,135	155	1,615
40	CASE WESTERN RESERVE UNIV	32,373	7	101	1,081	1,412	202	24,113	71	1,248	1,724	0	48
	TOTAL 1ST 40 INSTITUTIONS	2,549,223	126,566	14,649	369,673	169,574	30,649	1,327,376	12,687	85,755	386,642	4,712	20,940
41	UNIVERSITY OF MIAMI	32,060	18	262	2,890	597	753	18,510	123	516	8,391	0	0
42	BAYLOR COL OF MEDICINE	30,887	0	0	261	0	248	29,744	0	277	357	0	0
43	UNIV ALABAMA BIRMINGHAM	29,650	120	0	441	13	0	28,306	0	59	711	0	0
44	UNIVERSITY OF FLORIDA	28,795	7,999	72	1,800	809	1,009	11,259	337	678	4,216	1	615
45	UNIV TENNESSEE KNOXVILLE	27,228	10,763	0	1,266	7,798	47	5,122	349	540	1,343	0	0
46	OREGON STATE UNIVERSITY	26,638	6,223	2,589	1,821	951	1,060	5,067	446	645	7,437	0	399
47	COLORADO STATE UNIVERSITY	26,490	5,871	117	1,652	2,014	2,800	5,748	1,042	1,024	5,119	0	1,103
48	UNIV OF HAWAII-MANOA	25,792	826	100	3,383	5,754	442	7,115	344	2,602	5,226	0	0
49	N C STATE UNIV AT RALEIGH	25,320	14,878	32	702	736	1,355	2,027	965	517	2,079	0	2,029
50	UNIVERSITY OF VIRGINIA	25,195	146	25	1,186	2,864	0	16,184	74	668	3,927	0	121
	TOTAL 1ST 50 INSTITUTIONS	2,827,278	173,410	17,846	385,075	191,110	38,363	1,456,458	16,367	93,281	425,448	4,713	25,207

SEE FOOTNOTES AT END OF TABLE.



TABLE B-15  
CONTINUED

FEDERAL OBLIGATIONS FOR ACADEMIC SCIENCE TO THE 100 UNIVERSITIES AND COLLEGES RECEIVING  
THE LARGEST AMOUNTS, BY AGENCY: FY 1979

(DOLLARS IN THOUSANDS)

RANK	INSTITUTION (RANKED BY AMOUNT RECEIVED)	TOTAL	USDA	COM	DOD	DOE	EPA	HEW	INT	NASA	NSF	DOT	OTHER*
51	UNIV OF MD COLLEGE PARK	24,989	4,487	1,250	2,647	3,668	283	2,316	234	3,453	6,450	0	201
52	GEORGIA INSTITUTE OF TECH	24,752	0	169	14,628	2,021	409	2,111	337	1,163	3,055	460	399
53	UNIV OF MISSOURI COLUMBIA	24,724	11,697	0	472	987	528	8,707	426	135	1,702	0	70
54	UNIVERSITY OF NEW MEXICO	24,648	95	184	5,810	1,135	52	12,074	60	514	4,365	0	358
55	VANDERBILT UNIVERSITY	23,838	0	0	136	206	111	21,907	0	95	1,347	0	36
56	UNIVERSITY OF GEORGIA	23,140	12,387	54	241	2,622	411	3,872	176	453	2,915	0	9
57	BOSTON UNIVERSITY	23,057	0	0	782	316	44	20,232	0	248	1,335	0	100
58	U TEX HLTH SCI CTR DALLAS	22,782	0	0	0	0	0	22,556	0	60	166	0	0
59	CUNY MT SINAI SCH OF MED	22,726	0	0	9	0	53	22,293	0	0	371	0	0
60	VA POLYTECH INST & ST U	22,722	11,195	210	2,252	1,647	423	1,560	391	1,787	3,084	0	173
TOTAL 1ST 60 INSTITUTIONS		3,064,656	213,271	19,713	412,052	203,712	40,677	1,574,086	17,991	101,190	450,238	5,173	26,553
61	UNIVERSITY OF CONNECTICUT	22,566	2,673	94	619	496	2	15,965	110	598	1,913	45	51
62	PRINCETON UNIVERSITY	21,716	0	84	2,493	3,410	90	5,427	0	2,482	7,247	481	2
63	LOUISIANA STATE UNIV	20,988	7,745	1,173	977	892	301	8,556	128	40	1,161	0	15
64	UNIVERSITY OF KENTUCKY	20,818	11,101	147	388	390	201	6,348	543	375	1,306	0	11
65	UNIVERSITY OF KANSAS	20,637	65	0	638	137	119	17,138	13	1,035	1,264	0	22
66	UNIV OF ALASKA FAIRBANKS	20,168	1,744	0	10,685	871	30	222	1,253	361	5,002	0	0
67	WOODS HOLE OCEANOGRPHIC INST	19,613	0	0	6,427	1,255	0	0	0	0	1,331	0	0
68	UNIV OF MD BALT PROF SCH	19,098	22	0	543	0	20	18,378	0	28	107	0	0
69	PECKEFELLER UNIVERSITY	18,619	60	0	201	697	15	16,166	0	35	1,445	0	0
70	IOWA ST U OF SCI & TECH	18,542	12,116	0	216	384	826	1,860	358	315	1,899	166	402
TOTAL 1ST 70 INSTITUTIONS		3,267,421	248,797	21,211	435,239	212,244	42,281	1,664,146	20,396	106,459	483,513	5,865	27,270
71	UNIV OF TEX CANCER CENTER	18,331	0	0	0	0	0	18,331	0	0	0	0	0
72	RUTGERS THE ST UNIV OF NJ	18,087	5,003	49	534	257	242	6,980	265	76	4,497	0	184
73	UNIVERSITY OF CINCINNATI	18,051	0	0	1,208	329	2,330	12,868	0	248	1,068	0	0
74	CARNEGIE-MELLON UNIV	17,220	0	55	5,233	2,679	38	3,392	108	123	5,507	0	85
75	SUNY AT STONY BROOK	16,374	0	0	151	639	2	8,068	0	678	6,686	0	150
76	GEORGE WASHINGTON UNIV	16,010	251	22	2,309	593	263	9,930	0	1,515	1,069	0	58
77	SUNY AT BUFFALO	15,856	0	202	112	85	308	12,266	0	81	2,802	0	0
78	VIRGINIA COMMONWLTN UNIV	15,823	68	0	256	0	489	14,486	0	49	345	0	130
79	EMORY UNIVERSITY	15,625	0	0	63	141	3	14,756	0	195	427	0	0
80	UNIV OF MASS AT AMHERST	15,458	4,478	89	1,361	336	347	3,222	413	294	4,878	0	40
TOTAL 1ST 80 INSTITUTIONS		3,434,256	258,597	21,628	446,146	217,303	46,343	1,768,445	21,182	109,718	510,792	5,865	27,917
81	UNIV OF CAL IRVINE	15,215	55	0	857	1,151	151	9,044	35	204	3,681	25	12
82	UNIVERSITY OF DAYTON	14,925	0	0	14,031	303	139	116	0	186	113	37	0
83	BROWN UNIVERSITY	14,725	0	0	1,399	1,405	0	5,263	53	420	6,178	0	7
84	INDIANA UNIV-BLODINGTGN	14,175	141	0	325	945	0	5,092	40	151	7,451	0	30
85	TEMPLE UNIVERSITY	14,063	0	0	118	200	70	12,724	0	70	846	0	35
86	WAYNE STATE UNIVERSITY	14,033	206	0	1,016	435	0	10,727	0	7	1,456	186	0
87	UNIV OF VT. & ST AGRIC COL	13,837	2,640	0	119	72	88	10,312	110	100	325	71	0
88	KANS ST U - AG & APP SCI	13,817	6,372	0	324	605	30	1,527	168	125	1,188	215	3,263
89	WASHINGTON STATE UNIV	13,779	6,577	175	327	111	680	3,489	582	69	1,734	35	0
90	MISSISSIPPI STATE UNIV	13,717	10,555	0	84	1,228	542	419	265	546	78	0	0
TOTAL 1ST 90 INSTITUTIONS		3,576,542	285,143	21,803	465,066	223,758	48,043	1,827,158	22,435	111,596	533,842	6,434	31,264
91	NEW MEXICO STATE UNIV	13,630	2,979	0	6,354	552	9	1,438	314	1,607	377	0	0
92	UNIV OF RHODE ISLAND	13,283	2,066	2,178	1,353	46	1,026	596	239	69	5,710	0	0
93	U TEX HLTH SCI CTR HOUSTN	13,187	1,490	0	47	84	82	10,269	0	30	445	0	0
94	AUBURN UNIVERSITY	12,928	9,778	75	976	785	133	658	172	90	261	0	0
95	WEST VIRGINIA UNIVERSITY	12,724	5,562	0	0	2,118	351	2,804	869	0	882	138	0
96	UNIV OF NEBRASKA-LINCOLN	12,523	6,657	0	118	480	309	1,429	240	114	2,940	146	90
97	UTAH STATE UNIVERSITY	12,362	2,960	0	4,335	122	68	940	911	1,101	1,316	57	552
98	OKLAHOMA STATE UNIVERSITY	12,067	1,017	15	1,904	303	364	780	354	639	645	0	46
99	U TEX MED BRNCH GALVESTON	11,533	0	0	251	82	178	10,360	0	253	409	0	0
100	UNIV OF ILL MED CTR CHGO	11,321	0	0	0	0	194	10,840	0	0	287	0	0
TOTAL 1ST 100 INSTITUTIONS		3,702,100	323,652	24,071	480,404	228,330	51,497	1,867,272	25,534	115,499	547,114	6,775	31,952

\* INCLUDES AID, HUD, LABOR, AND HRC.

- 1/ DATA FOR JOHNS HOPKINS UNIVERSITY INCLUDE \$200,057 OBLIGATED TO THE APPLIED PHYSICS LABORATORY, FORMERLY CONSIDERED A FEDERALLY FUNDED RESEARCH AND DEVELOPMENT CENTER.
- 2/ DATA FOR PENNSYLVANIA STATE UNIVERSITY INCLUDE \$13,411 OBLIGATED TO THE APPLIED RESEARCH LABORATORY, FORMERLY CONSIDERED A FEDERALLY FUNDED RESEARCH AND DEVELOPMENT CENTER.

SOURCE: NATIONAL SCIENCE FOUNDATION

FEDERAL OBLIGATIONS FOR RESEARCH & DEVELOPMENT TO THE 100 UNIVERSITIES AND COLLEGES RECEIVING THE LARGEST AMOUNTS, BY AGENCY: FY 1979

(DOLLARS IN THOUSANDS)

RANK	INSTITUTION (RANKED BY AMOUNT RECEIVED)	TOTAL	USDA	CDM	ODD	DDE	EPA	HEW	INT	NASA	NSF	DOT	OTHER*
UNITED STATES TOTAL		3,846,321	193,842	45,853	528,720	256,389	60,898	1,965,781	35,315	137,215	561,320	11,430	49,558
1	JOHNS HOPKINS UNIVERSITY	274,143	0	492	201,048	3,298	243	61,954	31	1,210	4,886	0	981
2	MASS INST OF TECHNOLOGY	110,033	170	2,247	15,024	39,275	480	22,946	612	8,660	19,530	610	479
3	STANFORD UNIVERSITY	93,596	120	25	12,870	5,086	4,311	49,009	142	4,662	17,063	232	76
4	UNIVERSITY OF WASHINGTON	88,037	439	3,239	10,392	4,077	775	54,465	517	1,029	12,335	44	725
5	UNIV OF CAL LOS ANGELES	86,698	0	0	3,858	8,237	382	61,098	175	2,550	10,166	0	232
6	UNIV OF CAL SAN DIEGO	85,464	72	33	10,555	2,359	160	31,239	159	9,482	31,395	0	10
7	HARVARD UNIVERSITY	75,802	321	387	2,637	3,527	166	53,971	0	4,314	10,012	41	426
8	UNIV OF WIS-MADISON	75,597	5,065	49	2,704	6,470	1,050	42,223	331	3,258	12,997	0	1,450
9	COLUMBIA UNIV MAIN DIV	73,759	0	238	5,009	3,216	19	45,988	0	1,926	16,581	37	735
10	CORNELL UNIVERSITY	68,924	0,363	30	2,884	1,829	597	28,084	344	1,795	26,292	0	709
TOTAL 1ST 10 INSTITUTIONS		1,032,056	12,550	6,740	266,981	77,374	8,183	450,977	2,311	38,896	161,257	964	5,823
11	UNIV OF PENNSYLVANIA	65,179	353	0	3,824	3,082	345	47,482	15	267	8,777	221	813
12	UNIVERSITY OF MINNESOTA	64,263	5,288	422	1,101	2,572	1,140	44,419	508	1,545	6,956	221	91
13	YALE UNIVERSITY	63,079	98	35	2,643	4,947	40	48,106	0	200	6,960	0	50
14	UNIVERSITY OF MICHIGAN	62,800	238	1,375	3,097	2,885	870	35,251	416	4,827	11,307	719	1,815
15	UNIV OF CAL SAN FRANCISCO	59,395	150	27	381	1,973	0	54,929	0	374	1,561	0	0
16	UNIV OF CAL BERKELEY	52,568	1,935	0	9,515	3,008	482	16,378	427	4,343	15,512	84	884
17	UNIVERSITY OF CHICAGO	50,693	60	0	679	3,279	0	32,404	0	4,462	9,724	0	85
18	UNIV OF SOUTHERN CAL	50,144	0	331	13,791	1,073	155	27,398	103	1,570	5,305	171	247
19	WASHINGTON UNIVERSITY	47,943	0	49	738	698	875	41,572	2	975	2,923	0	111
20	PENNSYLVANIA STATE UNIV	44,044	5,061	68	15,411	3,004	912	11,648	1,839	1,374	4,394	327	56
TOTAL 1ST 20 INSTITUTIONS		1,592,164	25,733	9,047	318,161	103,895	13,002	810,564	5,621	58,833	234,626	2,707	9,975
21	UNIV OF ILL URBANA	43,954	4,578	0	5,231	4,040	2,078	11,153	889	1,088	14,670	0	227
22	DUKE UNIVERSITY	41,728	105	0	1,388	1,934	858	33,636	0	205	3,591	0	11
23	UNIV OF NC AT CHAPEL HILL	40,179	445	0	764	649	1,302	33,713	224	0	3,070	0	12
24	NEW YORK UNIVERSITY	38,891	179	110	1,400	3,854	328	29,001	0	857	2,578	0	584
25	UNIV OF TEXAS AT AUSTIN	37,472	178	0	15,287	6,799	177	7,490	46	1,722	5,275	51	447
26	UNIVERSITY OF COLORADO	35,765	56	632	1,728	2,322	253	22,101	467	2,793	5,369	0	44
27	UNIVERSITY OF ROCHESTER	35,427	0	0	1,027	4,473	41	25,047	0	83	4,756	0	0
28	YESHIVA UNIVERSITY	35,305	0	0	0	0	0	34,410	0	0	895	0	0
29	UNIVERSITY OF UTAH	35,251	0	201	1,210	8,211	122	21,838	286	257	3,111	0	15
30	UNIV OF CAL DAVIS	33,441	3,847	0	569	3,707	463	14,509	449	265	4,632	0	5,000
TOTAL 1ST 30 INSTITUTIONS		1,969,577	35,121	9,990	346,765	139,884	18,624	1,043,462	7,982	66,103	282,573	2,758	16,315
31	OHIO STATE UNIVERSITY	33,325	4,779	180	3,757	1,055	2,218	14,373	650	1,241	4,272	19	781
32	UNIVERSITY OF IOWA	33,033	155	50	1,176	99	868	26,047	0	2,818	1,820	0	0
33	UNIVERSITY OF PITTSBURGH	31,317	0	73	2,241	776	948	21,412	146	1,012	4,578	47	84
34	NORTHWESTERN UNIVERSITY	31,087	31	0	2,062	1,226	0	19,047	65	74	6,812	155	1,615
35	PURDUE UNIVERSITY	30,832	4,338	45	2,227	3,900	79	8,746	160	3,074	7,031	659	573
36	UNIVERSITY OF ARIZONA	29,846	1,846	191	4,019	1,235	469	11,705	668	3,117	5,190	35	1,371
37	BAYLOR COL OF MEDICINE	29,806	0	0	261	0	248	28,666	0	277	354	0	0
38	CALIFORNIA INST OF TECH	29,574	10	98	3,391	4,229	65	6,955	678	4,576	9,572	0	0
39	CASE WESTERN RESERVE UNIV	29,189	7	101	1,081	1,385	196	21,629	71	1,066	3,605	0	48
40	UNIVERSITY OF MIAMI	27,336	18	262	2,690	597	753	17,323	123	516	4,654	0	0
TOTAL 1ST 40 INSTITUTIONS		2,274,922	46,305	10,990	369,870	154,386	24,468	1,219,365	10,543	83,874	330,661	3,673	20,787
41	MICHIGAN STATE UNIVERSITY	27,021	4,886	25	841	1,752	982	10,997	198	206	7,000	124	10
42	UNIV ALABAMA BIRMINGHAM	26,776	120	0	441	0	0	25,556	0	59	400	0	0
43	TEXAS A & M UNIVERSITY	26,238	6,074	3,096	2,113	1,435	3,608	2,339	787	950	4,921	915	0
44	GEORGIA INSTITUTE OF TECH	24,038	0	169	14,628	2,021	336	1,779	308	1,137	2,837	460	363
45	UNIV OF HAWAII-MANOA	23,843	826	100	3,383	5,420	442	6,072	300	2,445	4,855	0	0
46	OREGON STATE UNIVERSITY	23,075	3,815	2,589	1,821	749	998	4,780	408	645	6,871	0	399
47	UNIVERSITY OF VIRGINIA	22,619	146	25	1,186	2,745	0	14,099	74	668	3,555	0	121
48	UNIVERSITY OF FLORIDA	22,052	3,274	72	1,800	809	945	9,806	298	678	3,814	1	555
49	VANDERBILT UNIVERSITY	21,747	0	0	136	206	111	19,867	0	95	1,296	0	36
50	COLORADO STATE UNIVERSITY	21,135	3,236	117	1,652	1,824	1,573	5,238	996	1,009	4,387	0	1,103
TOTAL 1ST 50 INSTITUTIONS		2,513,466	68,682	17,183	397,871	171,347	33,463	1,320,098	13,912	91,766	370,597	5,173	234,374

SEE FOOTNOTES AT END OF TABLE.

TABLE B-16  
CONTINUED

FEDERAL OBLIGATIONS FOR RESEARCH & DEVELOPMENT TO THE 100 UNIVERSITIES AND COLLEGES RECEIVING THE LARGEST AMOUNTS, BY AGENCY: 1979

(DOLLARS IN THOUSANDS)

RANK	INSTITUTION (RANKED BY AMOUNT RECEIVED)	TOTAL	USDA	COM	DOD	DOE	EPA	HEW	INT	NASA	NSF	DOT	OTHER*
51	CUMY MT SINAI SCH OF MED	21,131	0	0	9	0	53	20,698	0	0	371	0	0
52	BOSTON UNIVERSITY	20,925	0	0	782	316	44	18,246	0	248	1,189	0	100
53	UNIV OF MD COLLEGE PARK	20,818	1,719	1,010	2,647	3,601	246	1,987	127	3,206	6,004	0	201
54	U TEX HLTH SCI CTR DALLAS	20,270	0	0	0	0	0	20,059	0	60	151	0	0
55	UNIVERSITY OF NEW MEXICO	20,048	95	184	5,810	1,116	50	10,727	60	212	1,439	0	358
56	PRINCETON UNIVERSITY	19,269	0	84	2,493	3,360	90	4,025	0	2,389	6,345	481	2
57	WOODS HOLE OCEANOGRAPHIC INST	19,019	0	0	6,427	1,255	0	0	0	0	11,337	0	0
58	UNIVERSITY OF KANSAS	18,938	65	0	638	137	110	15,691	13	1,035	1,021	0	228
59	UNIVERSITY OF CONNECTICUT	18,861	1,093	94	619	565	0	14,479	67	243	1,704	45	51
60	UNIV OF ALASKA FAIRBANKS	18,721	969	0	10,685	671	24	175	1,123	361	4,713	0	0
TOTAL 1ST 60 INSTITUTIONS		2,711,466	72,623	18,555	427,981	182,269	34,080	1,426,182	15,372	99,520	404,871	5,699	24,314
61	U TENNESSEE KNOXVILLE	18,704	3,798	0	1,266	7,720	47	3,942	349	540	1,042	0	0
62	UNIV OF MD BALT PROF SCH	18,374	22	0	543	0	20	17,467	0	28	107	0	0
63	UNIV OF TEX CANCER CENTER	17,467	0	0	0	0	0	17,467	0	0	0	0	0
64	ROCKEFELLER UNIVERSITY	17,163	60	0	201	697	15	17,830	0	35	1,325	0	0
65	UNIVERSITY OF CINCINNATI	16,615	0	0	1,208	329	1,936	11,974	0	248	920	0	0
66	UNIV OF MISSOURI COLUMBIA	16,471	5,283	0	472	971	511	7,348	399	85	1,332	0	70
67	CARNEGIE-MELLON UNIV	16,336	0	55	5,233	2,592	38	8,140	108	119	4,966	0	85
68	VA POLYTECH INST & ST U	15,964	5,158	210	2,252	1,543	402	1,325	347	1,787	2,767	0	173
69	N C STATE UNIV AT RALEIGH	15,621	5,631	32	702	736	1,313	1,837	919	517	1,905	0	2,029
70	GEORGE WASHINGTON UNIV	15,208	251	22	2,309	574	260	9,412	0	1,515	807	0	58
TOTAL 1ST 70 INSTITUTIONS		2,879,389	92,826	18,874	442,167	197,431	38,622	1,515,111	17,494	104,394	420,042	5,699	26,729
71	UNIVERSITY OF DAYTON	14,785	0	0	14,031	287	139	116	0	175	0	37	0
72	LOUISIANA STATE UNIV	14,674	2,675	1,173	977	679	301	7,848	109	40	842	0	0
73	SUNY AT STONY BROOK	14,629	0	0	151	639	2	7,138	0	678	5,871	0	150
74	SUNY AT BUFFALO	14,524	0	202	112	85	308	11,002	0	81	2,734	0	0
75	RUTGERS THE ST UNIV OF NJ	14,522	2,454	49	534	257	104	6,388	204	76	4,272	0	184
76	VIRGINIA COMMONWLTN UNIV	14,339	68	0	256	0	489	13,024	0	49	323	0	130
77	EMORY UNIVERSITY	14,281	0	0	63	121	43	13,588	0	195	321	0	0
78	UNIVERSITY OF GEORGIA	14,057	4,577	54	241	2,451	411	3,450	176	61	2,627	0	9
79	UNIV OF CAL IRVINE	13,739	55	0	857	1,139	151	8,006	35	204	3,255	25	12
80	BROWN UNIVERSITY	13,515	0	0	1,399	1,325	0	4,524	53	420	9,787	0	7
TOTAL 1ST 80 INSTITUTIONS		3,022,424	102,655	20,352	460,788	204,414	40,570	1,590,145	18,071	106,373	446,074	5,761	27,221
81	UNIVERSITY OF KENTUCKY	13,421	4,593	147	388	390	201	5,795	412	233	1,243	0	19
82	TEMPLE UNIVERSITY	12,851	0	0	118	200	70	11,744	0	70	614	0	35
83	U TEX HLTH SCI CTR HOUSTN	12,394	1,490	0	47	84	822	9,504	0	30	417	0	0
84	WAYNE STATE UNIVERSITY	12,196	206	0	1,016	412	0	9,047	0	7	1,322	186	0
85	INDIANA UNIV-BLOOMINGTON	12,090	141	0	325	725	0	4,204	40	151	6,474	0	30
86	UNIV OF RHODE ISLAND	11,917	1,191	2,178	1,353	46	949	567	188	63	5,382	0	0
87	UNIV OF VT & ST AGRIC COL	11,855	1,371	0	119	72	88	9,703	57	100	274	71	0
88	UNIV OF MASS AT AMHERST	11,814	1,873	89	1,361	336	347	2,817	368	294	4,289	0	40
89	IOWA ST U OF SCI & TECH	11,283	5,439	0	216	384	826	1,640	329	315	1,566	166	402
90	NEW MEXICO STATE UNIV	11,250	1,250	0	6,354	552	0	950	275	1,607	262	0	0
TOTAL 1ST 90 INSTITUTIONS		3,143,495	120,209	22,766	472,085	207,615	43,873	1,646,116	19,740	109,243	467,917	6,184	27,747
91	UTAH STATE UNIVERSITY	10,985	1,666	0	4,335	122	62	912	890	1,101	1,288	57	552
92	U TEX MED BRNCH GALVESTON	10,898	0	0	251	82	178	9,916	0	253	218	0	0
93	UNIV OF ILL MED CTR CHGO	10,661	0	0	0	0	194	10,204	0	0	263	0	0
94	FLORIDA STATE UNIVERSITY	10,341	0	1,514	1,163	990	356	2,525	17	201	2,952	0	623
95	SYRACUSE UNIVERSITY	10,178	201	0	3,582	393	0	3,164	0	158	1,900	0	780
96	WASHINGTON STATE UNIV	10,098	3,743	175	327	111	677	3,083	537	69	1,341	35	0
97	KANS ST U - AG & APP SCI	9,747	2,556	0	324	588	30	1,452	128	125	1,066	215	3,263
98	TUFTS UNIVERSITY	9,738	1,080	0	225	732	43	7,025	0	83	550	0	0
99	U TEX HLTH SCI CTR S AMTO	9,586	0	0	0	0	0	9,434	0	62	90	0	0
100	GEORGETOWN UNIVERSITY	9,412	154	0	997	677	0	7,183	0	0	392	0	9
TOTAL 1ST 100 INSTITUTIONS		3,245,139	129,609	24,455	483,289	211,310	45,413	1,701,014	21,312	111,295	477,977	6,491	32,974

\* INCLUDES AID, HUD, LABOR, AND MRC.

- 1/ DATA FOR JOHNS HOPKINS UNIVERSITY INCLUDE \$200,057 OBLIGATED TO THE APPLIED PHYSICS LABORATORY, FORMERLY CONSIDERED A FEDERALLY FUNDED RESEARCH AND DEVELOPMENT CENTER.
- 2/ DATA FOR PENNSYLVANIA STATE UNIVERSITY INCLUDE \$13,411 OBLIGATED TO THE APPLIED RESEARCH LABORATORY, FORMERLY CONSIDERED A FEDERALLY FUNDED RESEARCH AND DEVELOPMENT CENTER.

SOURCE: NATIONAL SCIENCE FOUNDATION

TABLE B-17

## FEDERAL OBLIGATIONS FOR FELLOWSHIPS, TRAINEESHIPS, AND TRAINING GRANTS TO THE 100 UNIVERSITIES AND COLLEGES RECEIVING THE LARGEST AMOUNTS, BY AGENCY: FY 1979

(DOLLARS IN THOUSANDS)

RANK	INSTITUTION (RANKED BY AMOUNT RECEIVED)	TOTAL	USDA	COM	OOD	DOE	EPA	HEW	INT	NASA	NSF	DOT	OTHER*
	UNITED STATES TOTAL	204,805	0	0	0	1,866	4,513	182,242	320	1,794	14,070	0	0
1	HARVARD UNIVERSITY	8,136	0	0	0	0	6	6,779	0	0	1,351	0	0
2	STANFORD UNIVERSITY	6,570	0	0	0	0	209	4,653	0	195	1,513	0	0
3	YALE UNIVERSITY	6,424	0	0	0	0	0	6,123	0	0	301	0	0
4	UNIVERSITY OF WASHINGTON	5,829	0	0	0	18	111	5,414	0	0	286	0	0
5	JOHNS HOPKINS UNIVERSITY	5,363	0	0	0	0	27	5,212	0	0	124	0	0
6	UNIVERSITY OF CHICAGO	5,139	0	0	0	0	0	4,660	0	0	479	0	0
7	UNIV OF PENNSYLVANIA	5,057	0	0	0	0	1	4,902	0	0	154	0	0
8	UNIV OF WIS-MADISON	4,951	0	0	0	0	43	4,445	0	0	463	0	0
9	DUKE UNIVERSITY	4,745	0	0	0	17	20	4,577	0	0	131	0	0
10	UNIV OF CAL LOS ANGELES	4,624	0	0	0	15	0	4,455	0	0	154	0	0
	TOTAL 1ST 10 INSTITUTIONS	56,838	0	0	0	50	417	51,220	0	195	4,956	0	0
11	COLUMBIA UNIV MAIN DIV	4,512	0	0	0	0	0	4,396	0	0	116	0	0
12	MASS INST OF TECHNOLOGY	4,381	0	0	0	0	238	2,931	0	0	1,212	0	0
13	WASHINGTON UNIVERSITY	4,175	0	0	0	0	0	4,121	0	0	54	0	0
14	UNIVERSITY OF MICHIGAN	4,154	0	0	0	15	6	3,708	0	0	425	0	0
15	UNIV OF CAL BERKELEY	4,108	0	0	0	15	38	3,152	0	0	903	0	0
16	UNIV OF CAL SAN FRANCISCO	3,861	0	0	0	0	0	3,784	0	0	77	0	0
17	YESHIVA UNIVERSITY	3,772	0	0	0	0	0	3,749	0	0	23	0	0
18	UNIV OF CAL SAN DIEGO	3,694	0	0	0	0	0	3,651	0	0	170	0	0
19	UNIVERSITY OF MINNESOTA	3,580	0	0	0	0	37	3,443	0	0	100	0	0
20	CORNELL UNIVERSITY	3,485	0	0	0	0	13	2,947	0	0	525	0	0
	TOTAL 1ST 20 INSTITUTIONS	96,557	0	0	0	80	749	86,972	0	195	8,561	0	0
21	NEW YORK UNIVERSITY	3,237	0	0	0	17	0	3,205	0	0	15	0	0
22	UNIV OF NC AT CHAPEL HILL	2,886	0	0	0	0	9	2,723	0	0	154	0	0
23	UNIVERSITY OF ROCHESTER	2,533	0	0	0	0	3	2,515	0	0	15	0	0
24	UNIVERSITY OF COLORADO	2,503	0	0	0	0	30	2,315	0	0	158	0	0
25	CASE WESTERN RESERVE UNIV	2,212	0	0	0	27	6	1,997	0	159	23	0	0
26	UNIV ALABAMA BIRMINGHAM	2,192	0	0	0	13	0	2,179	0	0	0	0	0
27	UNIVERSITY OF IOWA	1,994	0	0	0	0	32	1,954	0	0	8	0	0
28	PRINCETON UNIVERSITY	1,856	0	0	0	0	0	1,246	0	0	610	0	0
29	UNIVERSITY OF VIRGINIA	1,841	0	0	0	0	0	1,802	0	0	39	0	0
30	U TEX HLTH SCI CTR DALLAS	1,800	0	0	0	0	0	1,785	0	0	15	0	0
	TOTAL 1ST 30 INSTITUTIONS	119,611	0	0	0	137	829	108,693	0	354	9,598	0	0
31	VANDERBILT UNIVERSITY	1,775	0	0	0	0	0	1,760	0	0	15	0	0
32	BOSTON UNIVERSITY	1,758	0	0	0	0	0	1,735	0	0	23	0	0
33	NORTHWESTERN UNIVERSITY	1,650	0	0	0	15	0	1,542	0	0	93	0	0
34	CALIFORNIA INST OF TECH	1,624	0	0	0	0	0	1,210	0	74	340	0	0
35	UNIV OF ILL URBANA	1,616	0	0	0	0	10	1,359	0	0	247	0	0
36	COLORADO STATE UNIVERSITY	1,579	0	0	0	18	1,227	326	0	0	8	0	0
37	PENNSYLVANIA STATE UNIV	1,545	0	0	0	9	252	1,215	0	0	69	0	0
38	UNIVERSITY OF UTAH	1,352	0	0	0	17	10	1,297	0	0	31	0	0
39	CUNY MT SINAI SCH OF MED	1,314	0	0	0	0	0	1,314	0	0	0	0	0
40	UNIV OF CAL OAKVIL	1,299	0	0	0	0	87	1,150	0	0	62	0	0
	TOTAL 1ST 40 INSTITUTIONS	135,126	0	0	0	196	2,415	121,601	0	428	10,486	0	0
41	UNIVERSITY OF ARIZONA	1,285	0	0	0	0	8	1,161	0	0	116	0	0
42	UNIV OF SOUTHERN CAL	1,277	0	0	0	0	73	1,165	0	0	39	0	0
43	ROCKEFELLER UNIVERSITY	1,228	0	0	0	0	0	1,135	0	0	93	0	0
44	UNIV OF MISSOURI COLUMBIA	1,205	0	0	0	16	17	1,164	0	0	8	0	0
45	UNIVERSITY OF FLORIDA	1,157	0	0	0	0	64	993	0	0	100	0	0
46	UNIVERSITY OF KANSAS	1,118	0	0	0	0	9	1,094	0	0	15	0	0
47	OHIO STATE UNIVERSITY	1,114	0	0	0	15	256	776	0	0	69	0	0
48	VIRGINIA COMMONWLTN UNIV	1,106	0	0	0	0	0	1,103	0	0	0	0	0
49	U TENNESSEE KNOXVILLE	1,072	0	0	0	27	0	1,008	0	0	23	0	0
50	UNIVERSITY OF PITTSBURGH	974	0	0	0	0	13	973	0	0	8	0	0
	TOTAL 1ST 50 INSTITUTIONS	146,667	0	0	0	254	2,855	132,173	0	428	10,957	0	0

SEE FOOTNOTES AT END OF TABLE.

TABLE B-17  
CONTINUED

FEDERAL OBLIGATIONS FOR FELLOWSHIPS, TRAINEESHIPS, AND TRAINING GRANTS TO THE 100 UNIVERSITIES AND COLLEGES RECEIVING THE LARGEST AMOUNTS, BY AGENCY: FY 1979

(DOLLARS IN THOUSANDS)

RANK	INSTITUTION (RANKED BY AMOUNT RECEIVED)	TOTAL	USDA	COM	DOO	ODE	EPA	HEW	INT	NASA	NSF	DOT	OTHER*
51	UNIVERSITY OF CONNECTICUT	990	0	0	0	0	2	957	0	0	31	0	0
52	UNIVERSITY OF MIAMI	975	0	0	0	0	0	960	0	0	15	0	0
53	MICHIGAN STATE UNIVERSITY	915	0	0	0	0	13	802	0	0	100	0	0
54	SUNY AT BUFFALO	890	0	0	0	0	0	888	0	0	0	0	0
55	BAYLOR COL OF MEDICINE	877	0	0	0	0	0	877	0	0	0	0	0
56	UNIVERSITY OF CINCINNATI	841	0	0	0	0	131	702	0	0	8	0	0
57	WAYNE STATE UNIVERSITY	840	0	0	0	23	0	802	0	0	15	0	0
58	UNIV OF CAL IRVINE	813	0	0	0	0	0	782	0	0	31	0	0
59	BRANDEIS UNIVERSITY	812	0	0	0	0	0	804	0	0	8	0	0
60	INDIANA UNIV-BLOOMINGTON	806	0	0	0	0	0	760	0	0	46	0	0
TOTAL 1ST 60 INSTITUTIONS		155,424	0	0	0	277	3,001	140,507	0	428	11,211	0	0
61	UNIV OF TEXAS AT AUSTIN	800	0	0	0	15	71	637	0	0	77	0	0
62	HOWARD UNIVERSITY	754	0	0	0	16	0	493	0	0	245	0	0
63	TEMPLE UNIVERSITY	738	0	0	0	0	0	730	0	0	8	0	0
64	WEST VIRGINIA UNIVERSITY	708	0	0	0	23	0	677	0	0	8	0	0
65	INDIANA U-PURDUE U INDIANAPOLIS	707	0	0	0	14	3	690	0	0	0	0	0
66	UNIV OF TEXAS CANCER CENTER	663	0	0	0	0	0	663	0	0	0	0	0
67	PURDUE UNIVERSITY	661	0	0	0	0	0	558	0	3	100	0	0
68	UNIV OF HAWAII-MANOA	630	0	0	0	31	0	584	0	0	15	0	0
69	SUNY AT STONY BROOK	629	0	0	0	0	0	621	0	0	8	0	0
70	FLORIDA STATE UNIVERSITY	609	0	0	0	16	7	555	0	0	31	0	0
TOTAL 1ST 70 INSTITUTIONS		162,323	0	0	0	392	3,082	146,715	0	431	11,703	0	0
71	BROWN UNIVERSITY	596	0	0	0	0	0	565	0	0	31	0	0
72	U TEX HLTH SCI CTR S ANTONIO	580	0	0	0	0	0	580	0	0	0	0	0
73	UNIVERSITY OF OREGON MAIN	553	0	0	0	0	0	538	0	0	15	0	0
74	EMORY UNIVERSITY	551	0	0	0	20	0	531	0	0	0	0	0
75	U TEX HLTH SCI CTR HOUSTON	545	0	0	0	0	0	545	0	0	0	0	0
76	UNIV OF OKLAHOMA NORMAN	541	0	0	0	19	0	522	0	0	0	0	0
77	AUBURN UNIVERSITY	539	0	0	0	18	0	521	0	0	0	0	0
78	SOUTHERN ILL U-CARBOONDALE	525	0	0	0	0	0	510	0	0	15	0	0
79	UNIVERSITY OF NEW MEXICO	512	0	0	0	19	2	456	0	12	23	0	0
80	UNIV OF MD BALT PROF SCH	512	0	0	0	0	0	512	0	0	0	0	0
TOTAL 1ST 80 INSTITUTIONS		167,777	0	0	0	468	3,084	151,995	0	443	11,787	0	0
81	SAN DIEGO STATE UNIV	511	0	0	0	0	0	503	0	0	8	0	0
82	RUTGERS THE ST UNIV OF NJ	509	0	0	0	0	138	363	0	0	8	0	0
83	SEATTLE UNIVERSITY	505	0	0	0	0	0	505	0	0	0	0	0
84	ALBANY MEDICAL COLLEGE	483	0	0	0	0	0	483	0	0	0	0	0
85	UNIV OF NORTHERN COLORADO	478	0	0	0	0	0	478	0	0	0	0	0
86	UNIV OF MD COLLEGE PARK	476	0	0	0	0	37	239	0	169	31	0	0
87	UNIV OF WIS-STOUT	461	0	0	0	0	0	461	0	0	0	0	0
88	UNIV OF VT & ST AGRIC COL	427	0	0	0	0	0	419	0	0	8	0	0
89	THOMAS JEFFERSON UNIV	417	0	0	0	0	0	417	0	0	0	0	0
90	UNIV OF ILL MED CTR CHGO	411	0	0	0	0	0	411	0	0	0	0	0
TOTAL 1ST 90 INSTITUTIONS		172,455	0	0	0	468	3,259	156,274	0	612	11,842	0	0
91	UNIV OF SAN FRANCISCO	411	0	0	0	0	0	411	0	0	0	0	0
92	UNIVERSITY OF GEORGIA	411	0	0	0	85	0	295	0	0	31	0	0
93	LOUISIANA STATE UNIV	409	0	0	0	0	0	409	0	0	0	0	0
94	SUNY DOWNSTATE MED CTR	405	0	0	0	0	0	405	0	0	0	0	0
95	UNIV OF OKLA HLTH SCI CTR	404	0	0	0	0	0	404	0	0	0	0	0
96	UNIV OREGON HLTH SCI CTR	403	0	0	0	0	0	395	0	0	8	0	0
97	TULANE UNIVERSITY	391	0	0	0	0	0	391	0	0	0	0	0
98	WAKE FOREST UNIVERSITY	390	0	0	0	0	50	340	0	0	0	0	0
99	MEDICAL COLLEGE OF WIS	373	0	0	0	0	0	373	0	0	0	0	0
100	UNIV OF MISSOURI ROLLA	365	0	0	0	19	45	278	0	0	23	0	0
TOTAL 1ST 100 INSTITUTIONS		176,417	0	0	0	572	3,354	159,975	0	612	11,904	0	0

\* INCLUDES AID, HUD, LABOR, AND NRC.

SOURCE: NATIONAL SCIENCE FOUNDATION

TABLE B-18

FEDERAL OBLIGATIONS FOR FACILITIES AND EQUIPMENT FOR INSTRUCTION IN THE SCIENCES AND ENGINEERING  
TO THE 100 UNIVERSITIES AND COLLEGES RECEIVING THE LARGEST AMOUNTS,  
BY AGENCY: FY 1979

(DOLLARS IN THOUSANDS)

RANK	INSTITUTION (RANKED BY AMOUNT RECEIVED)	TOTAL	USDA	COM	ODD	ODE	EPA	HEW	INT	NASA	NSF	DOT	OTHER*
	UNITEQ STATES TOTAL	33,245	0	0	0	3,498	0	0	0	0	29,747	0	0
1	CALIFORNIA INST OF TECH	2,305	0	0	0	180	0	0	0	0	2,125	0	0
2	UNIV OF CAL BERKELEY	2,192	0	0	0	19	0	0	0	0	2,173	0	0
3	UNIV OF TEXAS AT AUSTIN	1,876	0	0	0	1,415	0	0	0	0	461	0	0
4	UNIV OF CAL LOS ANGELES	1,181	0	0	0	688	0	0	0	0	493	0	0
5	UNIV OF ILL URBANA	1,168	0	0	0	0	0	0	0	0	1,168	0	0
6	UNIV OF PENNSYLVANIA	942	0	0	0	0	0	0	0	0	942	0	0
7	UNIV OF CAL SAN DIEGO	859	0	0	0	336	0	0	0	0	523	0	0
8	MONTANA STATE UNIVERSITY	749	0	0	0	0	0	0	0	0	749	0	0
9	MASS INST OF TECHNOLOGY	648	0	0	0	0	0	0	0	0	648	0	0
10	ARIZONA STATE UNIVERSITY	532	0	0	0	0	0	0	0	0	532	0	0
	TOTAL 1ST 10 INSTITUTIONS	12,452	0	0	0	2,638	0	0	0	0	9,814	0	0
11	UNIVERSITY OF ARIZONA	529	0	0	0	0	0	0	0	0	529	0	0
12	UNIV OF MASS AT AMHERST	493	0	0	0	0	0	0	0	0	493	0	0
13	UNIVERSITY OF MINNESOTA	492	0	0	0	0	0	0	0	0	492	0	0
14	UNIV OF NEBRASKA-LINCOLN	485	0	0	0	0	0	0	0	0	485	0	0
15	STANFORD UNIVERSITY	467	0	0	0	13	0	0	0	0	454	0	0
16	NORTHWESTERN UNIVERSITY	462	0	0	0	0	0	0	0	0	462	0	0
17	CASE WESTERN RESERVE UNIV	457	0	0	0	0	0	0	0	0	457	0	0
18	COLUMBIA UNIV MAIN DIV	424	0	0	0	0	0	0	0	0	424	0	0
19	WASHINGTON UNIVERSITY	422	0	0	0	0	0	0	0	0	422	0	0
20	MICHIGAN STATE UNIVERSITY	412	0	0	0	0	0	0	0	0	412	0	0
	TOTAL 1ST 20 INSTITUTIONS	17,095	0	0	0	2,651	0	0	0	0	14,444	0	0
21	UNIVERSITY OF MICHIGAN	405	0	0	0	0	0	0	0	0	405	0	0
22	UNIV OF WIS-MADISON	391	0	0	0	0	0	0	0	0	391	0	0
23	OHIO STATE UNIVERSITY	347	0	0	0	0	0	0	0	0	347	0	0
24	UNIVERSITY OF WASHINGTON	345	0	0	0	0	0	0	0	0	345	0	0
25	JOHNS HOPKINS UNIVERSITY	340	0	0	0	0	0	0	0	0	340	0	0
26	CORNELL UNIVERSITY	330	0	0	0	0	0	0	0	0	330	0	0
27	VA POLYTECH INST & ST U	328	0	0	0	87	0	0	0	0	241	0	0
28	COLORADO STATE UNIVERSITY	316	0	0	0	0	0	0	0	0	316	0	0
29	PURDUE UNIVERSITY	316	0	0	0	0	0	0	0	0	316	0	0
30	UNIV OF MD COLLEGE PARK	305	0	0	0	67	0	0	0	0	238	0	0
	TOTAL 1ST 30 INSTITUTIONS	20,518	0	0	0	2,805	0	0	0	0	17,713	0	0
31	UNIVERSITY OF COLORADO	284	0	0	0	0	0	0	0	0	284	0	0
32	UNIV OF CAL DAVIS	274	0	0	0	100	0	0	0	0	174	0	0
33	UNIVERSITY OF UTAH	273	0	0	0	0	0	0	0	0	273	0	0
34	BROWN UNIVERSITY	263	0	0	0	0	0	0	0	0	263	0	0
35	UNIV OF NC AT CHAPEL HILL	260	0	0	0	0	0	0	0	0	260	0	0
36	UNIVERSITY OF IOWA	251	0	0	0	0	0	0	0	0	251	0	0
37	CARNEGIE-MELLON UNIV	246	0	0	0	0	0	0	0	0	246	0	0
38	TEXAS A & M UNIVERSITY	242	0	0	0	0	0	0	0	0	242	0	0
39	UNIV OF CAL SANTA CRUZ	235	0	0	0	150	0	0	0	0	85	0	0
40	UNIVERSITY OF CHICAGO	231	0	0	0	0	0	0	0	0	231	0	0
	TOTAL 1ST 40 INSTITUTIONS	23,077	0	0	0	3,055	0	0	0	0	20,022	0	0
41	PENNSYLVANIA STATE UNIV	223	0	0	0	0	0	0	0	0	223	0	0
42	UNIVERSITY OF PITTSBURGH	219	0	0	0	0	0	0	0	0	219	0	0
43	UNIVERSITY OF OREGON MAIN	212	0	0	0	0	0	0	0	0	212	0	0
44	UNIV OF SOUTH CAROLINA	212	0	0	0	0	0	0	0	0	212	0	0
45	IOWA ST U OF SCI & TECH	211	0	0	0	0	0	0	0	0	211	0	0
46	UNIV OF CAL RIVERSIDE	207	0	0	0	112	0	0	0	0	95	0	0
47	UNIVERSITY OF VIRGINIA	205	0	0	0	119	0	0	0	0	86	0	0
48	UNIV OF CAL SANTA BARBARA	190	0	0	0	0	0	0	0	0	190	0	0
49	SUNY AT STONY BROOK	188	0	0	0	0	0	0	0	0	188	0	0
50	U TEX MED BRNCH GALVESTON	183	0	0	0	0	0	0	0	0	183	0	0
	TOTAL 1ST 50 INSTITUTIONS	25,127	0	0	0	3,286	0	0	0	0	21,841	0	0

SEE FOOTNOTES AT END OF TABLE.



TABLE B-18  
CONTINUED  
FEDERAL OBLIGATIONS FOR FACILITIES AND EQUIPMENT FOR INSTRUCTION IN THE SCIENCES AND ENGINEERING  
TO THE 100 UNIVERSITIES AND COLLEGES RECEIVING THE LARGEST AMOUNTS,  
BY AGENCY: FY 1979

(DOLLARS IN THOUSANDS)

RANK	INSTITUTION (RANKED BY AMOUNT RECEIVED)	TOTAL	USDA	COM	DOD	DOE	EPA	HEW	INT	NASA	NSF	DOJ	OTHER*
14	UNIV OF CAL SAN FRANCISCO	180	0	0	0	100	0	0	0	0	80	0	0
2	CORNELL UNIVERSITY	161	0	0	0	0	0	0	0	0	161	0	0
3	COLUMBIA UNIVERSITY	157	0	0	0	0	0	0	0	0	157	0	0
51	PRINCETON UNIVERSITY	151	0	0	0	0	0	0	0	0	151	0	0
55	UNIVERSITY OF CONNECTICUT	150	0	0	0	0	0	0	0	0	150	0	0
56	UNIVERSITY OF NOTRE DAME	149	0	0	0	0	0	0	0	0	149	0	0
57	YALE UNIVERSITY	148	0	0	0	0	0	0	0	0	148	0	0
58	RUTGERS THE ST UNIV OF NJ	143	0	0	0	0	0	0	0	0	143	0	0
59	RENSSELAER POLYTECH INST	124	0	0	0	0	0	0	0	0	124	0	0
60	UNIV OF CAL IRVINE	120	0	0	0	12	0	0	0	0	108	0	0
TOTAL 1ST 60 INSTITUTIONS		26,610	0	0	0	3,398	0	0	0	0	23,212	0	0
61	INDIANA UNIV-BLOOMINGTON	119	0	0	0	0	0	0	0	0	119	0	0
62	SOUTHERN METHODIST UNIV	115	0	0	0	0	0	0	0	0	115	0	0
63	UNIVERSITY OF MISSISSIPPI	114	0	0	0	0	0	0	0	0	114	0	0
64	WOODS HOLE OCEANOGRAPHIC INST	112	0	0	0	0	0	0	0	0	112	0	0
65	GEORGIA INSTITUTE OF TECH	108	0	0	0	0	0	0	0	0	108	0	0
66	LEHIGH UNIVERSITY	107	0	0	0	0	0	0	0	0	107	0	0
67	GEORGE WASHINGTON UNIV	106	0	0	0	0	0	0	0	0	106	0	0
68	UNIV OF HAWAII MANOA	101	0	0	0	0	0	0	0	0	101	0	0
69	SUNY COL OF ENV SCI & FOR	100	0	0	0	0	0	0	0	0	100	0	0
70	LOUISIANA STATE UNIV	98	0	0	0	0	0	0	0	0	98	0	0
TOTAL 1ST 70 INSTITUTIONS		27,690	0	0	0	3,398	0	0	0	0	24,292	0	0
71	UNIV OF SOUTHERN CAL	96	0	0	0	0	0	0	0	0	96	0	0
72	YESHIVA UNIVERSITY	96	0	0	0	0	0	0	0	0	96	0	0
73	NEW YORK UNIVERSITY	96	0	0	0	0	0	0	0	0	96	0	0
74	OKLAHOMA STATE UNIVERSITY	92	0	0	0	0	0	0	0	0	92	0	0
75	UNIVERSITY OF NEW MEXICO	91	0	0	0	0	0	0	0	0	91	0	0
76	UNIV OF MARY FAYETTEVILLE	91	0	0	0	0	0	0	0	0	91	0	0
77	MOUNT HOLYOKE COLLEGE	89	0	0	0	0	0	0	0	0	89	0	0
78	UNIVERSITY OF FLORIDA	88	0	0	0	0	0	0	0	0	88	0	0
79	UNIV ALABAMA BIRMINGHAM	85	0	0	0	0	0	0	0	0	85	0	0
80	OREGON STATE UNIVERSITY	84	0	0	0	0	0	0	0	0	84	0	0
TOTAL 1ST 80 INSTITUTIONS		28,598	0	0	0	3,398	0	0	0	0	25,200	0	0
81	N C STATE UNIV AT RALEIGH	84	0	0	0	0	0	0	0	0	84	0	0
82	CLEMSON UNIVERSITY	82	0	0	0	0	0	0	0	0	82	0	0
83	KANS ST U - AG & APP SCI	78	0	0	0	0	0	0	0	0	78	0	0
84	U TENNESSEE-KNOXVILLE	76	0	0	0	51	0	0	0	0	25	0	0
85	UNIV OF MISSOURI ROLLA	74	0	0	0	0	0	0	0	0	74	0	0
86	UNIVERSITY OF DENVER	74	0	0	0	0	0	0	0	0	74	0	0
87	TULANE UNIVERSITY	70	0	0	0	0	0	0	0	0	70	0	0
88	WESLEYAN UNIVERSITY	67	0	0	0	0	0	0	0	0	67	0	0
89	WASHINGTON STATE UNIV	62	0	0	0	0	0	0	0	0	62	0	0
90	TUFTS UNIVERSITY	60	0	0	0	0	0	0	0	0	60	0	0
TOTAL 1ST 90 INSTITUTIONS		29,325	0	0	0	3,449	0	0	0	0	25,876	0	0
91	UNIVERSITY OF GEORGIA	58	0	0	0	0	0	0	0	0	58	0	0
92	UNIV OF SOUTHWESTERN LA	57	0	0	0	0	0	0	0	0	57	0	0
93	UNIV OF TEXAS AT DALLAS	54	0	0	0	0	0	0	0	0	54	0	0
94	OSBERLIN COLLEGE	53	0	0	0	0	0	0	0	0	53	0	0
95	SUNY AT BUFFALO	52	0	0	0	0	0	0	0	0	52	0	0
96	OAKLAND UNIVERSITY	52	0	0	0	0	0	0	0	0	52	0	0
97	UNIVERSITY OF MINNAPOTA	50	0	0	0	0	0	0	0	0	50	0	0
98	TEXAS CHRISTIAN UNIVERSITY	48	0	0	0	0	0	0	0	0	48	0	0
99	UNIV OF ALASKA SEASIDE	47	0	0	0	0	0	0	0	0	47	0	0
100	FLORIDA STATE UNIVERSITY	47	0	0	0	0	0	0	0	0	47	0	0
TOTAL 1ST 100 INSTITUTIONS		29,843	0	0	0	3,449	0	0	0	0	26,394	0	0

\* INCLUDES AID, HUD, LABOR, AND NR

SOURCE: NATIONAL SCIENCE FOUNDATION

TABLE B-19

## FEDERAL OBLIGATIONS FOR GENERAL SUPPORT FOR SCIENCE TO THE 100 UNIVERSITIES AND COLLEGES RECEIVING THE LARGEST AMOUNTS, BY AGENCY: FY 1979

(DOLLARS IN THOUSANDS)

RANK	INSTITUTION (RANKED BY AMOUNT RECEIVED)	TOTAL	USDA	COM	ODD	ODE	EPA	HEW	INT	NASA	NSF	DOT	OTHER*
	UNITED STATES TOTAL	92,483	4,667	0	0	19	1,258	52,770	4,419	0	29,350	0	0
1	UNIVERSITY OF NEW MEXICO	3,674	0	0	0	0	0	894	0	0	2,780	0	0
2	STANFORD UNIVERSITY	1,650	0	0	0	0	750	402	0	0	498	0	0
3	HOWARD UNIVERSITY	1,263	0	0	0	0	0	1,235	0	0	28	0	0
4	UNIVERSITY OF MINNESOTA	1,067	205	0	0	0	43	502	151	0	166	0	0
5	UNIVERSITY OF WASHINGTON	1,032	0	0	0	0	0	856	0	0	176	0	0
6	UNIV OF CAL BERKELEY	1,008	188	0	0	0	0	270	110	0	440	0	0
7	COLORADO STATE UNIVERSITY	975	418	0	0	0	0	184	46	0	327	0	0
8	CALIF ST UNIV LOS ANGELES	957	0	0	0	0	0	957	0	0	0	0	0
9	UNIVERSITY OF GEORGIA	955	800	0	0	0	0	127	0	0	28	0	0
10	UNIVERSITY OF MICHIGAN	911	0	0	0	0	0	632	0	0	279	0	0
	TOTAL 1ST 10 INSTITUTIONS	13,492	1,611	0	0	0	793	6,059	307	0	4,722	0	0
11	COLUMBIA UNIV MAIN DIV	887	0	0	0	0	0	521	0	0	366	0	0
12	IOWA ST U OF SCI & TECH	882	767	0	0	0	0	65	29	0	20	0	0
13	UNIVERSITY OF FLORIDA	855	455	0	0	0	0	361	39	0	0	0	0
14	UNIVERSITY OF COLORADO	841	0	0	0	0	0	482	0	0	359	0	0
15	UNIV OF WIS-MADISON	778	112	0	0	0	0	441	39	0	186	0	0
16	HARVARD UNIVERSITY	734	0	0	0	0	0	679	0	0	55	0	0
17	UNIV OF CAL SAN DIEGO	719	0	0	0	0	0	677	0	0	42	0	0
18	UNIV OF CAL LOS ANGELES	716	0	0	0	0	0	688	0	0	28	0	0
19	MICHIGAN STATE UNIVERSITY	710	14	0	0	0	0	321	48	0	327	0	0
20	UNIVERSITY OF IOWA	695	0	0	0	0	0	354	0	0	341	0	0
	TOTAL 1ST 20 INSTITUTIONS	21,308	2,959	0	0	0	793	10,648	462	0	6,446	0	0
21	UNIV OF P R-RID PIEDRAS	648	0	0	0	0	0	648	0	0	0	0	0
22	UNIVERSITY OF UTAH	642	0	0	0	0	0	412	110	0	120	0	0
23	CORNELL UNIVERSITY	638	30	0	0	0	0	489	46	0	73	0	0
24	INDIANA UNIV-BLOOMINGTON	632	0	0	0	0	0	128	0	0	504	0	0
25	UNIVERSITY OF PITTSBURGH	619	0	0	0	0	0	444	0	0	175	0	0
26	NORTHWESTERN UNIVERSITY	612	0	0	0	0	0	367	0	0	245	0	0
27	JACKSON STATE UNIVERSITY	608	0	0	0	0	0	589	0	0	25	0	0
28	UNIV OF PENNSYLVANIA	573	0	0	0	0	0	573	0	0	0	0	0
29	DHID STATE UNIVERSITY	568	5	0	0	0	0	398	140	0	25	0	0
30	DUKE UNIVERSITY	565	0	0	0	0	50	317	0	0	198	0	0
	TOTAL 1ST 30 INSTITUTIONS	27,413	2,994	0	0	0	843	15,007	758	0	7,811	0	0
31	UNIVERSITY OF CONNECTICUT	560	0	0	0	0	0	517	43	0	0	0	0
32	JOHNS HOPKINS UNIVERSITY	554	0	0	0	0	0	554	0	0	0	0	0
33	MEHARRY MEDICAL COLLEGE	554	0	0	0	0	0	554	0	0	0	0	0
34	UNIV OF CAL SANTA CRUZ	553	0	0	0	0	0	404	0	0	149	0	0
35	CUNY CITY COLLEGE	539	0	0	0	0	0	312	0	0	227	0	0
36	UNIV OF MISSOURI COLUMBIA	539	74	0	0	0	0	188	27	0	250	0	0
37	UNIVERSITY OF CHICAGO	534	0	0	0	0	0	310	0	0	224	0	0
38	UNIVERSITY OF VIRGINIA	530	0	0	0	0	0	283	0	0	247	0	0
39	UNIVERSITY OF ARIZONA	518	0	0	0	0	0	384	134	0	0	0	0
40	LOUISIANA STATE UNIV	501	0	0	0	0	0	299	19	0	183	0	0
	TOTAL 1ST 40 INSTITUTIONS	32,795	3,068	0	0	0	843	18,812	981	0	9,091	0	0
41	PENNSYLVANIA STATE UNIV	499	4	0	0	0	0	328	167	0	0	0	0
42	UNIV OF HAWAII-MANOA	498	0	0	0	0	0	431	44	0	23	0	0
43	TEXAS SOUTHERN UNIV	496	0	0	0	0	0	496	0	0	0	0	0
44	UNIVERSITY OF CINCINNATI	493	0	0	0	0	263	192	0	0	38	0	0
45	SOUTHERN U & A&M COLLEGE	492	0	0	0	0	0	215	0	0	277	0	0
46	PRAIRIE VIEW A & M UNIV	488	0	0	0	0	0	245	0	0	243	0	0
47	DREW POST-GRAD MED SCHOOL	487	0	0	0	0	0	487	0	0	0	0	0
48	WEST VIRGINIA UNIVERSITY	487	4	0	0	0	0	73	164	0	246	0	0
49	TUSKEGEE INSTITUTE	486	0	0	0	0	0	486	0	0	0	0	0
50	UNIV OF CAL IRVINE	485	0	0	0	0	0	256	0	0	229	0	0
	TOTAL 1ST 50 INSTITUTIONS	37,706	3,076	0	0	0	1,106	22,021	1,356	0	10,147	0	0

SEE FOOTNOTES AT END OF TABLE.

TABLE B-19  
CONTINUED

FEDERAL OBLIGATIONS FOR GENERAL SUPPORT FOR SCIENCE TO THE 100 UNIVERSITIES AND COLLEGES  
RECEIVING THE LARGEST AMOUNTS, BY AGENCY: FY 1979

(DOLLARS IN THOUSANDS)

RANK	INSTITUTION (RANKED BY AMOUNT RECEIVED)	TOTAL	USDA	COM	DOJ	DDE	EPA	HEW	INT	NASA	NSF	DOT	OTHER*
51	NEW MEXICO STATE UNIV	473	40	0	0	0	0	394	39	0	0	0	0
52	UNIVERSITY OF KANSAS	473	0	0	0	0	0	353	0	0	120	0	0
53	YALE UNIVERSITY	466	0	0	0	0	0	466	0	0	0	0	0
54	MASS INST OF TECHNOLOGY	465	0	0	0	0	0	201	110	0	154	0	0
55	TALLADEGA COLLEGE	464	0	0	0	0	0	183	0	0	281	0	0
56	WASHINGTON STATE UNIV	456	2	0	0	0	0	121	45	0	288	0	0
57	UNIV OF MD EASTERN SHORE	453	0	0	0	0	0	244	0	0	209	0	0
58	FLORIDA A & M UNIVERSITY	441	0	0	0	0	0	441	0	0	0	0	0
59	SUNY AT STONY BROOK	439	0	0	0	0	0	270	0	0	169	0	0
60	UNIV OF CAL SAN FRANCISCO	427	0	0	0	0	0	427	0	0	0	0	0
TOTAL 1ST 60 INSTITUTIONS		42,263	3,118	0	0	0	1,106	25,121	1,550	0	11,368	0	0
61	TENNESSEE STATE UNIV	418	0	0	0	0	0	418	0	0	0	0	0
62	UNIV OF SOUTHERN CAL	415	0	0	0	0	0	415	0	0	0	0	0
63	UNIVERSITY OF KENTUCKY	395	6	0	0	0	0	258	131	0	0	0	0
64	UNIV OF NC AT CHAPEL HILL	387	0	0	0	0	0	387	0	0	0	0	0
65	NAVARRO COLLEGE	386	0	0	0	0	0	0	0	0	386	0	0
66	UNIVERSITY OF D C	384	0	0	0	0	0	293	66	0	25	0	0
67	U TENNESSEE KNOXVILLE	379	0	0	0	0	0	172	0	0	207	0	0
68	CASE WESTERN RESERVE UNIV	379	0	0	0	0	0	379	0	0	0	0	0
69	PURDUE UNIVERSITY	379	81	0	0	0	0	249	46	0	3	0	0
70	U TEX HLTH SCI CTR DALLAS	379	0	0	0	0	0	379	0	0	0	0	0
TOTAL 1ST 70 INSTITUTIONS		46,164	3,205	0	0	0	1,106	28,071	1,793	0	11,989	0	0
71	SUNY AT BUFFALO	376	0	0	0	0	0	376	0	0	0	0	0
72	UNIV OF CAL DAVIS	371	0	0	0	0	0	367	4	0	0	0	0
73	LONG ISLAND UNIVERSITY	366	0	0	0	0	0	141	0	0	225	0	0
74	INCARNATE WORD COLLEGE	365	0	0	0	0	0	365	0	0	0	0	0
75	LINCOLN UNIVERSITY (PA)	359	0	0	0	0	0	160	0	0	199	0	0
76	XAVIER UNIVERSITY OF LA	353	0	0	0	0	0	353	0	0	0	0	0
77	CUNY MEDGAR EVERS COLLEGE	352	0	0	0	0	0	352	0	0	0	0	0
78	VA POLYTECH INST & ST U	348	257	0	0	0	0	47	44	0	0	0	0
79	FAIRLEIGH DICKINSON UNIV	347	0	0	0	0	0	97	0	0	250	0	0
80	AUBURN UNIVERSITY	347	327	0	0	0	0	0	20	0	0	0	0
TOTAL 1ST 80 INSTITUTIONS		49,748	3,789	0	0	0	1,106	30,329	1,861	0	12,663	0	0
81	UNIV OF ILL URBANA	341	11	0	0	0	0	230	43	0	57	0	0
82	UNIV ALABAMA BIRMINGHAM	340	0	0	0	0	0	340	0	0	0	0	0
83	COL OF MED & DENT OF M J	337	0	0	0	0	0	337	0	0	0	0	0
84	UNIV OF TEXAS AT EL PASO	333	0	0	0	0	0	333	0	0	0	0	0
85	EMORY UNIVERSITY	328	0	0	0	0	0	290	0	0	38	0	0
86	CUNY QUEENS COLLEGE	317	0	0	0	0	0	39	0	0	278	0	0
87	FLORIDA INST OF TECH	317	0	0	0	0	0	91	0	0	226	0	0
88	WASHINGTON UNIVERSITY	313	0	0	0	0	0	313	0	0	0	0	0
89	UNIVERSITY OF OREGON MAIN	313	0	0	0	0	0	131	0	0	182	0	0
90	UNIVERSITY OF ROCHESTER	312	0	0	0	0	0	312	0	0	0	0	0
TOTAL 1ST 90 INSTITUTIONS		52,999	3,800	0	0	0	1,106	32,745	1,904	0	13,444	0	0
91	UNIV OF P R-MAYAGUEZ	296	0	0	0	0	0	256	40	0	0	0	0
92	VIRGINIA COMMONWLTN UNIV	295	0	0	0	0	0	295	0	0	0	0	0
93	NORTHEASTERN UNIVERSITY	295	0	0	0	0	0	45	0	0	250	0	0
94	UNIV OF ALASKA FAIRBANKS	293	0	0	0	0	0	0	130	0	163	0	0
95	VANDERBILT UNIVERSITY	292	0	0	0	0	0	280	0	0	12	0	0
96	CATHOLIC UNIV OF P R	287	0	0	0	0	0	287	0	0	0	0	0
97	OREGON STATE UNIVERSITY	285	26	0	0	0	0	221	38	0	0	0	0
98	UTICHA JUNIOR COLLEGE	285	0	0	0	0	0	0	0	0	285	0	0
99	MARQUETTE COLLEGE	284	0	0	0	0	0	0	0	0	284	0	0
100	BETHUNE COOKMAN COLLEGE	282	0	0	0	0	0	182	0	0	100	0	0
TOTAL 1ST 100 INSTITUTIONS		55,893	3,826	0	0	0	1,106	34,311	2,112	0	14,538	0	0

\* INCLUDES AID, HUD, LABOR, AND HRC.

SOURCE: NATIONAL SCIENCE FOUNDATION

TABLE B-20

FEDERAL OBLIGATIONS TO UNIVERSITIES AND COLLEGES FOR RESEARCH AND DEVELOPMENT,  
BY DETAILED FIELD OF SCIENCE AND AGENCY, FY 1979

(DOLLARS IN THOUSANDS)

FIELD OF SCIENCE	TOTAL	USDA	COM	DOO	DOE	EPA	HEW	INT	NASA	NSF	DOT	OTHER 1/
TOTAL, ALL FIELDS .....	3,846,321	193,842	45,833	528,720	256,389	60,898	1,965,781	35,315	137,215	561,320	11,430	49,358
PHYSICAL SCIENCES, TOTAL .....	450,653	11,131	2,012	53,166	109,136	5,894	51,295	1,010	58,573	156,965	0	1,471
ASTRONOMY .....	43,026	0	0	97	85	0	0	0	30,127	12,717	0	0
CHEMISTRY .....	147,475	11,056	572	13,723	11,946	5,241	49,675	1,000	3,908	50,354	0	0
PHYSICS .....	222,356	75	1,440	29,795	93,666	152	1,620	7	19,279	74,851	0	1,471
PHYSICAL SCIENCES, NEC .....	37,796	0	0	9,551	3,439	501	0	3	5,259	19,043	0	0
MATHEMATICAL & COMPUTER SCIENCES, TOTAL .....	69,999	390	338	19,157	370	264	6,409	1,863	1,490	39,624	0	94
MATHEMATICS .....	41,248	202	0	12,837	83	72	4,926	154	1,051	21,923	0	0
COMPUTER SCIENCES .....	27,522	188	338	5,982	172	192	1,483	933	439	17,701	0	94
MATHEMATICAL & COMPUTER SCIENCES, NEC .....	1,229	0	0	338	115	0	0	776	0	0	0	0
ENVIRONMENTAL SCIENCES, TOTAL .....	337,333	1,866	37,582	35,147	65,391	12,339	0	12,124	40,153	129,621	0	3,110
ATMOSPHERIC SCIENCES .....	91,125	834	940	14,390	20,547	1,172	0	2,477	20,880	29,564	0	319
GEOLOGICAL SCIENCES .....	116,499	1,028	249	4,176	34,681	2,756	0	6,474	10,357	54,377	0	2,401
OCEANOGRAPHY .....	74,603	0	33,587	15,876	1,401	50	0	230	825	22,514	0	120
ENVIRONMENTAL SCIENCES, NEC .....	55,106	0	2,806	705	8,762	8,361	0	2,945	8,091	23,166	0	270
ENGINEERING, TOTAL .....	570,459	7,471	2,402	352,874	46,977	3,990	36,317	10,036	24,563	72,394	11,430	2,005
AERONAUTICAL .....	24,849	0	0	13,691	254	0	0	0	10,739	165	0	0
ASTRONAUTICAL .....	3,720	0	0	2,433	300	0	0	0	920	67	0	0
CHEMICAL .....	20,020	188	32	3,580	5,265	723	243	0	75	9,984	0	0
CIVIL .....	36,793	178	1,091	2,292	308	2,189	0	2,916	55	16,334	11,430	0
ELECTRICAL .....	81,211	27	121	51,353	8,129	236	25	0	3,449	17,233	0	0
MECHANICAL .....	25,808	115	414	4,270	9,417	0	407	0	1,895	8,988	0	250
METALLURGY & MATERIALS .....	35,965	0	0	9,625	3,130	0	82	0	3,526	13,891	0	0
ENGINEERING, NEC .....	342,093	7,033	744	265,630	20,174	842	35,560	0	3,904	5,732	0	1,755
LIFE SCIENCES, TOTAL .....	2,010,970	146,531	608	43,995	21,091	30,907	1,624,560	0	8,762	102,684	0	25,405
BIOLOGICAL .....	1,049,799	48,249	100	16,263	14,517	22,725	856,057	4,358	2,457	81,332	0	3,741
ENVIRONMENTAL BIOLOGY .....	15,564	1,687	145	4,928	4,438	2,882	240	900	344	0	0	0
AGRICULTURAL .....	102,251	82,131	227	323	472	385	78	1,169	4	0	0	17,462
MEDICAL .....	800,606	14,464	136	19,937	507	2,616	755,523	0	2,989	1,732	0	2,702
LIFE SCIENCES, NEC .....	42,750	0	0	2,544	1,157	2,299	12,662	0	2,968	19,620	0	1,500
PSYCHOLOGY, TOTAL .....	90,998	0	0	5,684	4,794	0	70,490	67	677	9,286	0	0
BIOLOGICAL ASPECTS .....	24,833	0	0	203	0	0	19,615	18	86	4,911	0	0
SOCIAL ASPECTS .....	30,573	0	0	5,481	4,794	0	16,361	49	125	3,763	0	0
PSYCHOLOGY, NEC .....	35,592	0	0	0	0	0	34,514	0	466	612	0	0
SOCIAL SCIENCES, TOTAL .....	207,001	26,453	2,828	540	602	875	120,822	3,788	149	33,471	0	17,473
ANTHROPOLOGY .....	7,113	0	0	0	0	0	469	2,496	0	4,148	0	0
ECONOMICS .....	52,239	21,638	2,828	27	50	855	3,499	336	0	11,590	0	11,416
HISTORY .....	1,451	0	0	0	0	0	146	0	0	1,305	0	0
LINGUISTICS .....	2,366	0	0	0	0	0	785	14	0	1,567	0	0
POLITICAL SCIENCE .....	8,053	0	0	333	54	0	1,655	111	15	4,168	0	1,717
SOCIOLOGY .....	32,208	4,538	0	0	17	20	18,535	744	0	4,014	0	4,340
SOCIAL SCIENCES, NEC .....	103,571	277	0	180	481	0	95,733	87	134	6,679	0	0
OTHER SCIENCES, NEC .....	108,908	0	83	18,157	8,028	6,629	55,888	0	2,848	17,275	0	0

1/ INCLUDES AID, HUD, LABOR, AND NRC.

SOURCE: NATIONAL SCIENCE FOUNDATION

TABLE B-21

NEW OBLIGATIONS TO UNIVERSITIES AND COLLEGES FOR RESEARCH AND DEVELOPMENT,  
BY DETAILED FIELD OF SCIENCE AND NEW COMPONENT: FY 1979

(DOLLARS IN THOUSANDS)

FIELD OF SCIENCE	TOTAL	NIM	HRA	HSA	ADAMHA	CDC	FDA	DE	NIE	OHDS	HCFA	SSA	DMPRS	OTHER DHEN
TOTAL, ALL FIELDS ....	1,965,781	1,720,254	3,789	3,773	115,617	6,670	8,493	10,926	31,090	41,415	4,902		16,068	2,784
PHYSICAL SCIENCES, TOTAL	51,295	43,369	0	0	1,343	311	561	0	0	5,711	0	0	0	0
ASTRONOMY .....	0	0	0	0	0	0	0	0	0	0	0	0	0	0
CHEMISTRY .....	49,675	41,749	0	0	1,343	311	561	0	0	5,711	0	0	0	0
PHYSICS .....	1,620	1,620	0	0	0	0	0	0	0	0	0	0	0	0
PHYSICAL SCIENCES, NEC	0	0	0	0	0	0	0	0	0	0	0	0	0	0
MATHEMATICAL & COMPUTER SCIENCES, TOTAL ....	6,409	4,307	0	0	619	0	0	0	0	1,483	0	0	0	0
MATHEMATICS .....	4,926	4,307	0	0	619	0	0	0	0	0	0	0	0	0
COMPUTER SCIENCES .....	1,483	0	0	0	0	0	0	0	0	1,483	0	0	0	0
MATHEMATICAL & COMPUTER SCI, NEC ..	0	0	0	0	0	0	0	0	0	0	0	0	0	0
ENVIRONMENTAL SCIENCES, TOTAL .....	0	0	0	0	0	0	0	0	0	0	0	0	0	0
ATMOSPHERIC SCIENCES ..	0	0	0	0	0	0	0	0	0	0	0	0	0	0
GEOLOGICAL SCIENCES ..	0	0	0	0	0	0	0	0	0	0	0	0	0	0
OCEANOGRAPHY .....	0	0	0	0	0	0	0	0	0	0	0	0	0	0
ENVIRONMENTAL SCI, NEC	0	0	0	0	0	0	0	0	0	0	0	0	0	0
ENGINEERING, TOTAL .....	36,317	32,039	0	0	43	1,207	5	0	0	3,023	0	0	0	0
AERONAUTICAL .....	0	0	0	0	0	0	0	0	0	0	0	0	0	0
ASTRONAUTICAL .....	0	0	0	0	0	0	0	0	0	0	0	0	0	0
CHEMICAL .....	243	0	0	0	0	243	0	0	0	0	0	0	0	0
CIVIL .....	0	0	0	0	0	0	0	0	0	0	0	0	0	0
ELECTRICAL .....	25	0	0	0	0	20	5	0	0	0	0	0	0	0
MECHANICAL .....	407	0	0	0	0	407	0	0	0	0	0	0	0	0
METALLURGY & MATERIALS	82	0	0	0	0	82	0	0	0	0	0	0	0	0
ENGINEERING, NEC .....	35,560	32,039	0	0	43	455	0	0	0	3,023	0	0	0	0
LIFE SCIENCES, TOTAL ....	1,624,560	1,552,633	0	3,773	55,084	4,208	7,927	0	0	773	0	0	162	0
BIOLOGICAL .....	856,057	814,399	0	0	33,210	3,773	4,675	0	0	0	0	0	0	0
ENVIRONMENTAL BIOLOGY	240	52	0	0	0	0	188	0	0	0	0	0	0	0
AGRICULTURAL .....	78	0	0	0	0	0	78	0	0	0	0	0	0	0
MEDICAL .....	755,523	738,182	0	3,773	9,812	0	2,933	0	0	661	0	0	162	0
LIFE SCIENCES, NEC ...	12,662	0	0	0	12,062	435	53	0	0	112	0	0	0	0
PSYCHOLOGY, TOTAL .....	70,490	33,776	0	0	35,260	758	0	0	0	696	0	0	0	0
BIOLOGICAL ASPECTS ...	19,615	0	0	0	19,019	596	0	0	0	0	0	0	0	0
SOCIAL ASPECTS .....	16,361	0	0	0	15,503	162	0	0	0	696	0	0	0	0
PSYCHOLOGY, NEC .....	34,514	33,776	0	0	738	0	0	0	0	0	0	0	0	0
SOCIAL SCIENCES, TOTAL ..	120,822	10,932	0	0	20,122	0	0	10,926	30,578	29,729	0	0	15,906	2,629
ANTHROPOLOGY .....	469	0	0	0	469	0	0	0	0	0	0	0	0	0
ECONOMICS .....	3,499	0	0	0	0	0	0	0	0	232	0	0	676	2,591
HISTORY .....	146	0	0	0	146	0	0	0	0	0	0	0	0	0
LINGUISTICS .....	785	0	0	0	785	0	0	0	0	0	0	0	0	0
POLITICAL SCIENCE .....	1,655	0	0	0	357	0	0	0	0	1,184	0	0	114	0
SOCIOLOGY .....	18,535	0	0	0	16,754	0	0	0	0	400	0	0	1,381	0
SOCIAL SCIENCES, NEC ..	95,733	10,932	0	0	1,611	0	0	10,926	30,578	27,913	0	0	13,735	38
OTHER SCIENCES, NEC .....	55,888	43,198	3,789	0	3,146	186	0	0	512	0	4,902	0	0	155

SOURCE: NATIONAL SCIENCE FOUNDATION



TABLE B-22

DOD OBLIGATIONS TO UNIVERSITIES AND COLLEGES FOR RESEARCH AND DEVELOPMENT,  
BY DETAILED FIELD OF SCIENCE AND DOD COMPONENT: FY 1979

(DOLLARS IN THOUSANDS)

FIELD OF SCIENCE	TOTAL	ARMY	NAVY	AIR FORCE	OTHER
TOTAL, ALL FIELDS .....	528,720	60,474	352,183	105,527	10,536
PHYSICAL SCIENCES, TOTAL .....	53,166	12,799	20,796	19,367	204
ASTRONOMY .....	97	0	0	97	0
CHEMISTRY .....	13,723	5,048	2,017	6,603	55
PHYSICS .....	29,795	6,262	15,240	8,144	149
PHYSICAL SCIENCES, NEC .....	9,551	1,489	3,539	4,523	0
MATHEMATICAL & COMPUTER SCIENCES, TOTAL .....	19,157	6,874	4,882	6,736	665
MATHEMATICS .....	12,837	4,738	2,672	5,221	205
COMPUTER SCIENCES .....	5,982	2,136	1,872	1,514	460
MATHEMATICAL & COMPUTER SCIENCES, NEC .....	338	0	338	0	0
ENVIRONMENTAL SCIENCES, TOTAL .....	35,147	1,816	20,387	12,121	823
ATMOSPHERIC SCIENCES .....	14,390	1,409	1,682	10,476	823
GEOLOGICAL SCIENCES .....	4,176	378	2,575	1,223	0
OCEANOGRAPHY .....	15,876	29	15,847	0	0
ENVIRONMENTAL SCIENCES, NEC .....	705	0	283	422	0
ENGINEERING, TOTAL .....	265,630	26,539	269,050	94,326	2,959
AERONAUTICAL .....	13,691	1,310	965	11,416	0
ASTRONAUTICAL .....	2,433	0	0	2,433	0
CHEMICAL .....	3,580	2,752	50	778	0
CIVIL .....	21,292	259	1,841	192	0
ELECTRICAL .....	51,353	8,892	20,919	20,593	949
MECHANICAL .....	4,270	1,489	1,480	1,276	25
METALLURGY & MATERIALS .....	9,625	2,822	2,689	4,114	0
ENGINEERING, NEC .....	265,630	9,015	241,106	13,524	1,985
LIFE SCIENCES, TOTAL .....	43,995	12,251	20,272	10,885	587
BIOLOGICAL .....	16,263	2,495	6,061	7,707	0
ENVIRONMENTAL BIOLOGY .....	4,928	739	2,253	1,718	218
AGRICULTURAL .....	323	323	0	0	0
MEDICAL .....	19,937	8,654	9,544	1,370	369
LIFE SCIENCES, NEC .....	2,544	40	2,414	90	0
PSYCHOLOGY, TOTAL .....	5,684	29	3,594	1,688	373
BIOLOGICAL ASPECTS .....	203	0	9	126	68
SOCIAL ASPECTS .....	5,481	29	3,585	1,562	305
PSYCHOLOGY, NEC .....	0	0	0	0	0
SOCIAL SCIENCES, TOTAL .....	540	39	461	37	0
ANTHROPOLOGY .....	0	0	0	0	0
ECONOMICS .....	27	0	0	27	0
HISTORY .....	0	0	0	0	0
LINGUISTICS .....	0	0	0	0	0
POLITICAL SCIENCE .....	333	0	333	0	0
SOCIOLOGY .....	0	0	0	0	0
SOCIAL SCIENCES, NEC .....	180	39	131	10	0
OTHER SCIENCES, NEC .....	18,157	127	12,738	367	4,925

SOURCE: NATIONAL SCIENCE FOUNDATION

TABLE B-23

## FEDERAL OBLIGATIONS FOR RESEARCH AND DEVELOPMENT TO THE 100 UNIVERSITIES AND COLLEGES RECEIVING THE LARGEST AMOUNTS, BY BROAD AREA OF SCIENCE: FY 1979

(DOLLARS IN THOUSANDS)

RANK	INSTITUTION (RANKED BY AMOUNT RECEIVED)	TOTAL	PHYSICAL SCIENCES	MATHE- MATICS	ENVIRON- MENTAL SCIENCES	ENGI- NEERING	LIFE SCIENCES	PSYCHOL- OGY	SOCIAL SCIENCES	OTHER SCIENCES, NEC
	UNITED STATES TOTAL	3,846,321	450,653	69,999	337,333	570,459	2,010,970	90,998	207,001	108,908
1	JOHNS HOPKINS UNIVERSITY 1/	274,143	4,626	503	3,834	201,644	54,992	2,328	3,889	2,321
2	MASS INST OF TECHNOLOGY	110,033	41,313	2,825	2,442	24,324	21,044	801	2,452	1,832
3	STANFORD UNIVERSITY	93,596	20,458	3,219	5,315	9,891	42,952	3,987	3,458	4,316
4	UNIVERSITY OF WASHINGTON	88,037	6,229	653	10,952	10,185	51,494	2,125	4,472	1,927
5	UNIV OF CAL LOS ANGELES	86,698	5,955	1,836	3,773	7,391	56,297	3,039	5,009	3,398
6	UNIV OF CAL SAN DIEGO	85,464	14,367	628	25,400	3,957	38,530	743	407	1,432
7	HARVARD UNIVERSITY	75,802	9,986	869	4,164	3,421	48,907	1,654	4,510	2,291
8	UNIV OF WIS-MADISON	75,597	5,324	1,972	5,775	1,923	41,717	7,153	10,374	1,359
9	COLUMBIA UNIV MAIN DIV	73,759	9,010	1,064	12,593	2,189	42,094	1,142	4,250	1,417
10	CORNELL UNIVERSITY	68,927	18,131	1,606	5,306	5,482	33,840	599	2,967	996
	TOTAL 1ST 10 INSTITUTIONS	1,032,056	135,399	15,175	92,554	270,607	431,873	23,571	41,788	21,289
11	UNIV OF PENNSYLVANIA	65,179	8,639	1,100	741	2,482	45,135	1,683	4,950	449
12	UNIVERSITY OF MINNESOTA	64,263	6,910	1,334	3,398	2,845	43,633	2,519	2,756	868
13	YALE UNIVERSITY	63,079	6,958	761	1,267	1,420	46,503	1,999	2,922	1,249
14	UNIVERSITY OF MICHIGAN	62,800	7,576	1,335	5,208	6,011	27,239	3,700	9,383	2,368
15	UNIV OF CAL SAN FRANCISCO	59,395	271	159	61	395	53,588	1,477	1,875	1,569
16	UNIV OF CAL BERKELEY	52,568	10,425	2,120	3,257	3,363	20,401	1,347	4,255	1,400
17	UNIVERSITY OF CHICAGO	50,893	10,614	749	4,702	777	29,936	971	2,631	313
18	UNIV OF SOUTHERN CAL	50,144	6,171	2,732	2,013	10,083	24,903	675	2,146	1,421
19	WASHINGTON UNIVERSITY	47,943	2,277	314	791	1,770	37,920	1,089	2,196	1,636
20	PENNSYLVANIA STATE UNIV 2/	44,044	2,994	665	3,937	19,295	15,112	162	1,398	481
	TOTAL 1ST 20 INSTITUTIONS	1,592,164	198,234	26,444	117,929	324,848	776,243	39,193	76,230	33,043
21	UNIV OF ILL URBANA	43,954	10,454	1,737	3,023	9,193	12,981	1,703	3,344	1,519
22	DUKE UNIVERSITY	41,728	2,168	501	1,217	1,350	33,493	688	1,639	672
23	UNIV OF NC AT CHAPEL HILL	40,179	1,781	474	673	551	30,821	1,506	3,536	837
24	NEW YORK UNIVERSITY	38,891	3,756	1,170	2,634	631	25,922	758	3,327	693
25	UNIV OF TEXAS AT AUSTIN	37,472	8,448	1,483	3,356	14,028	6,618	1,172	2,140	227
26	UNIVERSITY OF COLORADO	35,765	7,481	347	3,064	1,410	20,523	1,284	831	825
27	UNIVERSITY OF ROCHESTER	35,427	5,643	1,293	1,797	1,484	22,314	821	418	1,657
28	YESHIVA UNIVERSITY	35,305	22	82	0	91	33,850	498	359	393
29	UNIVERSITY OF UTAH	35,251	2,945	477	7,586	5,026	18,572	113	33	499
30	UNIV OF CAL DAVIS	33,441	1,681	12	961	1,372	28,058	135	690	532
	TOTAL 1ST 30 INSTITUTIONS	1,969,577	242,613	34,030	142,240	359,984	1,009,395	47,871	92,547	40,897
31	UNIV STATE UNIVERSITY	33,325	4,404	784	4,147	3,750	16,458	644	4,505	633
32	UNIVERSITY OF IOWA	33,033	2,277	327	1,258	2,087	23,042	668	1,377	2,004
33	UNIVERSITY OF PITTSBURGH	31,317	3,884	881	900	2,701	16,965	2,002	3,451	533
34	NORTHWESTERN UNIVERSITY	31,087	5,668	749	466	4,077	16,781	732	1,550	1,064
35	PURDUE UNIVERSITY	30,832	7,306	1,981	2,838	5,554	11,372	214	1,116	451
36	UNIVERSITY OF ARIZONA	29,846	4,750	572	3,565	4,602	14,098	179	1,287	793
37	TAYLOR COL OF MEDICINE	29,806	0	0	170	871	26,547	43	1,500	675
38	CALIFORNIA INST OF TECH	29,574	11,809	443	4,442	4,993	6,835	120	305	627
39	CASE WESTERN RESERVE UNIV	29,189	3,006	71	599	3,849	20,160	733	511	260
40	UNIVERSITY OF MIAMI	27,336	315	23	7,105	472	16,936	758	592	1,135
	TOTAL 1ST 40 INSTITUTIONS	2,274,922	286,032	39,861	165,730	392,940	1,178,589	53,957	108,741	49,072
41	MICHIGAN STATE UNIVERSITY	27,021	6,592	404	805	769	13,782	139	3,785	745
42	UNIV ALABAMA BIRMINGHAM	26,776	721	0	0	0	24,243	440	200	1,172
43	TEXAS A & M UNIVERSITY	26,238	3,441	393	6,360	3,287	11,198	14	1,291	254
44	GEORGIA INSTITUTE OF TECH	24,038	3,399	2,260	1,434	14,042	1,856	185	312	550
45	UNIV OF HAWAII-MANOA	23,843	-3,519	438	11,561	194	6,090	178	1,619	244
46	OREGON STATE UNIVERSITY	23,075	1,210	224	9,916	949	9,943	0	577	256
47	UNIVERSITY OF VIRGINIA	22,619	2,903	294	479	3,643	12,994	197	1,770	337
48	UNIVERSITY OF FLORIDA	22,052	2,610	516	663	3,200	13,359	505	905	294
49	VANDERBILT UNIVERSITY	21,747	1,157	89	71	261	18,661	401	714	393
50	COLORADO STATE UNIVERSITY	21,135	1,824	590	748	2,260	11,064	26	532	91
	TOTAL 1ST 50 INSTITUTIONS	2,513,466	313,408	45,071	201,747	421,545	1,301,779	56,042	120,446	53,408

SEE FOOTNOTES AT END OF TABLE.

TABLE B-23  
CONTINUED

FEDERAL OBLIGATIONS FOR RESEARCH AND DEVELOPMENT TO THE 100 UNIVERSITIES AND COLLEGES RECEIVING THE LARGEST AMOUNTS, BY BROAD AREA OF SCIENCE: FY 1979

(DOLLARS IN THOUSANDS)

RANK	INSTITUTION (RANKED BY AMOUNT RECEIVED)	TOTAL	PHYSICAL SCIENCES	MATHEMATICS	ENVIRONMENTAL SCIENCES	ENGINEERING	LIFE SCIENCES	PSYCHOLOGY	SOCIAL SCIENCES	OTHER SCIENCES, NEC
51	CUNY MT SINAI SCH OF MED	21,131	298	0	0	0	20,409	300	0	124
52	BOSTON UNIVERSITY	20,925	914	135	290	574	16,130	1,327	844	711
53	UNIV OF MD-COLLEGE PARK	20,818	9,230	1,171	2,940	1,855	3,286	519	1,168	649
54	U TEX HLTH SCI CTR DALLAS	20,270	143	0	0	33	19,697	249	0	148
55	UNIVERSITY OF NEW MEXICO	20,048	869	194	412	5,716	11,961	59	690	147
56	PRINCETON UNIVERSITY	19,269	8,286	1,276	609	3,273	3,707	473	782	863
57	WOODS HOLE OCEANOGRAPHIC INST	19,019	112	0	17,988	710	209	0	0	0
58	UNIVERSITY OF KANSAS	18,938	1,084	79	946	1,259	10,818	2,311	2,286	155
59	UNIVERSITY OF CONNECTICUT	18,861	1,064	336	366	651	14,276	493	998	677
60	UNIV OF ALASKA FAIRBANKS	18,721	402	0	4,915	98	2,591	0	1,035	9,680
TOTAL 1ST 60 INSTITUTIONS		2,711,466	335,810	48,262	230,233	435,714	1,404,863	61,773	128,249	66,562
61	U TENNESSEE KNOXVILLE	18,704	1,374	98	613	8,601	5,753	292	1,851	122
62	UNIV OF MD BALT PROF SCH	18,374	28	24	0	59	16,038	466	656	1,103
63	UNIV OF TEX CANCER CENTER	17,467	204	981	0	0	15,282	0	0	1,000
64	ROCKEFELLER UNIVERSITY	17,163	1,404	103	0	35	14,940	499	134	48
65	UNIVERSITY OF CINCINNATI	16,615	655	204	446	1,621	13,229	11	137	312
66	UNIV OF MISSOURI COLUMBIA	16,471	1,724	174	534	1,356	9,836	153	2,574	120
67	CARNEGIE-MELLON UNIV	16,336	2,768	1,665	758	6,940	2,001	486	1,369	349
68	VA POLYTECH INST & ST U	15,964	1,775	495	2,009	4,064	6,703	90	689	139
69	N C STATE UNIV AT RALEIGH	15,621	1,395	304	1,634	2,890	8,325	30	884	159
70	GEORGE WASHINGTON UNIV	15,208	926	569	283	3,100	6,842	200	1,590	1,698
TOTAL 1ST 70 INSTITUTIONS		2,879,389	348,063	52,879	236,510	464,380	1,503,812	64,000	138,133	71,442
71	UNIVERSITY OF DAYTON	14,785	744	105	220	12,432	1,174	80	30	0
72	LOUISIANA STATE UNIV	14,644	1,326	237	2,242	406	9,852	0	427	154
73	SUNY AT STONY BROOK	14,629	3,885	702	1,172	624	6,906	580	689	71
74	SUNY AT BUFFALO	14,524	980	233	828	1,014	10,892	141	159	277
75	RUTGERS THE ST UNIV OF NJ	14,522	3,343	884	449	984	5,915	1,475	743	729
76	VIRGINIA COMMONWLTN UNIV	14,339	161	0	0	85	12,688	33	586	786
77	EMORY UNIVERSITY	14,281	1,003	15	0	82	12,034	873	67	207
78	UNIVERSITY OF GEORGIA	14,057	845	93	433	333	10,357	167	1,593	236
79	UNIV OF CAL IRVINE	13,739	2,952	255	259	877	7,954	240	620	582
80	BROWN UNIVERSITY	13,515	3,841	1,606	1,517	1,205	3,728	663	592	363
TOTAL 1ST 80 INSTITUTIONS		3,022,424	367,143	57,009	243,630	482,422	1,585,312	68,252	143,639	75,017
81	UNIVERSITY OF KENTUCKY	13,421	968	120	342	1,328	8,877	27	1,298	461
82	TEMPLE UNIVERSITY	12,851	759	101	0	43	11,152	284	169	348
83	U TEX HLTH SCI CTR HOUSTN	12,394	167	168	799	0	10,967	180	113	0
84	WAYNE STATE UNIVERSITY	12,196	1,235	259	249	548	8,295	328	448	834
85	INDIANA UNIV-BLOOMINGTON	12,090	5,612	310	397	198	3,961	445	1,078	89
86	UNIV OF RHODE ISLAND	11,947	1,086	220	7,154	591	2,504	0	242	120
87	UNIV OF VT & ST AGRIC COL	11,855	425	6	133	185	9,489	118	1,132	167
88	UNIV OF MASS AT AMHERST	11,814	2,629	703	749	2,037	4,454	521	609	112
89	IOWA ST U OF SCI & TECH	11,283	1,102	263	596	1,091	6,160	121	1,618	332
90	NEW MEXICO STATE UNIV	11,250	673	50	966	6,730	2,025	0	806	0
TOTAL 1ST 90 INSTITUTIONS		3,143,495	381,999	59,209	255,015	495,173	1,653,196	70,276	151,152	77,475
91	UTAH STATE UNIVERSITY	10,985	1,042	142	5,053	475	3,391	14	753	115
92	U TEX MED BRNCH GALVESTON	10,898	87	0	287	117	9,507	69	426	405
93	UNIV OF ILL MED CTR CHGO	10,661	448	0	0	0	9,493	146	44	530
94	FLORIDA STATE UNIVERSITY	10,341	1,943	343	3,157	0	3,444	593	426	435
95	SYRACUSE UNIVERSITY	10,178	1,099	225	0	3,716	2,910	147	1,112	969
96	WASHINGTON STATE UNIV	10,098	1,405	158	526	544	5,821	276	1,052	314
97	KANS ST U - AG & APP SCI	9,747	1,107	178	170	760	6,933	130	446	23
98	TUFTS UNIVERSITY	9,738	1,070	33	375	190	7,606	156	6	304
99	U TEX HLTH SCI CTR-S ANTO	9,586	101	0	0	0	9,121	275	0	89
100	GEORGETOWN UNIVERSITY	9,412	263	40	0	455	7,851	67	420	356
TOTAL 1ST 100 INSTITUTIONS		3,245,339	390,564	60,288	264,581	501,432	1,719,273	72,149	155,837	81,015

1/ DATA FOR JOHNS HOPKINS UNIVERSITY INCLUDE \$200,057 OBLIGATED TO THE APPLIED PHYSICS LABORATORY, FORMERLY CONSIDERED A FEDERALY FUNDED RESEARCH AND DEVELOPMENT CENTER.

2/ DATA FOR PENNSYLVANIA STATE UNIVERSITY INCLUDE \$13,411 OBLIGATED TO THE APPLIED RESEARCH LABORATORY, FORMERLY CONSIDERED A FEDERALY FUNDED RESEARCH AND DEVELOPMENT CENTER.

NOTE: TABLE INCLUDES DATA FROM 14 FEDERAL AGENCIES RESPONSIBLE FOR MORE THAN 95 PERCENT OF ALL FEDERAL OBLIGATIONS TO UNIVERSITIES AND COLLEGES.

SOURCE: NATIONAL SCIENCE FOUNDATION

TABLE B-24

FEDERAL OBLIGATIONS TO UNIVERSITIES AND COLLEGES FOR FELLOWSHIPS, TRAINEESHIPS, AND TRAINING GRANTS,  
BY DETAILED FIELD OF SCIENCE AND AGENCY: FY 1979

(DOLLARS IN THOUSANDS)

FIELD OF SCIENCE	TOTAL	USDA	COM	DOD	DOE	EPA	HEW	INT	MASA	NSF	OOT	OTHER
TOTAL, ALL FIELDS .....	204,805	01	01	01	1,8661	4,5131	182,2421	3201	1,7941	14,0701	01	0
PHYSICAL SCIENCES, TOTAL .....	5,4731	01	01	01	271	61	3,3971	01	471	1,9961	01	0
ASTRONOMY .....	1701	01	01	01	01	01	01	01	01	1701	01	0
CHEMISTRY .....	2,1631	01	01	01	151	61	1,1101	01	01	1,0321	01	0
PHYSICS .....	1,0291	01	01	01	121	01	2231	01	01	791	01	0
PHYSICAL SCIENCES, NEC .....	2,1111	01	01	01	01	01	2,0641	01	471	01	01	0
MATHEMATICAL & COMPUTER SCIENCES, TOTAL .....	1,5581	01	01	01	01	01	2681	01	01	1,2901	01	0
MATHEMATICS .....	1,5571	01	01	01	01	01	2681	01	01	1,2891	01	0
COMPUTER SCIENCES .....	11	01	01	01	01	01	01	01	01	11	01	0
MATHEMATICAL & COMPUTER SCIENCES, NEC .....	01	01	01	01	01	01	01	01	01	01	01	0
ENVIRONMENTAL SCIENCES, TOTAL .....	1,5071	01	01	01	4751	3691	01	01	01	6631	01	0
ATMOSPHERIC SCIENCES .....	4761	01	01	01	4371	01	01	01	01	391	01	0
GEOLOGICAL SCIENCES .....	6471	01	01	01	221	231	01	01	01	6021	01	0
OCEANOGRAPHY .....	381	01	01	01	01	161	01	01	01	221	01	0
ENVIRONMENTAL SCIENCES, NEC .....	3461	01	01	01	161	3301	01	01	01	01	01	0
ENGINEERING, TOTAL .....	13,6821	01	01	01	1711	1,7381	8,6311	3201	1,4011	1,4211	01	0
AERONAUTICAL .....	531	01	01	01	01	01	01	01	01	531	01	0
ASTRONAUTICAL .....	621	01	01	01	621	01	01	01	01	01	01	0
CHEMICAL .....	2721	01	01	01	01	31	01	01	01	2691	01	0
CIVIL .....	2511	01	01	01	01	1781	01	01	01	731	01	0
ELECTRICAL .....	5501	01	01	01	01	01	01	01	01	5501	01	0
MECHANICAL .....	1,1771	01	01	01	01	9081	01	01	01	2691	01	0
METALLURGY & MATERIALS ENGINEERING, NEC .....	4,4951	01	01	01	01	01	4,4591	01	01	361	01	0
ENGINEERING, NEC .....	6,8221	01	01	01	1091	6491	4,1721	3201	1,4011	1711	01	0
LIFE SCIENCES, TOTAL .....	136,0091	01	01	01	271	1151	131,7421	01	3131	3,8121	01	0
BIOLOGICAL .....	38,4141	01	01	01	01	661	34,5361	01	01	3,8121	01	0
ENVIRONMENTAL BIOLOGY .....	91	01	01	01	91	01	01	01	01	01	01	0
AGRICULTURAL .....	31	01	01	01	01	31	01	01	01	01	01	0
MEDICAL .....	94,0211	01	01	01	01	61	94,0151	01	01	01	01	0
LIFE SCIENCES, NEC .....	3,5621	01	01	01	181	401	3,1911	01	3131	01	01	0
PSYCHOLOGY, TOTAL .....	15,2961	01	01	01	01	21	14,4861	01	01	8081	01	0
BIOLOGICAL ASPECTS .....	2361	01	01	01	01	01	2361	01	01	01	01	0
SOCIAL ASPECTS .....	9,5091	01	01	01	01	01	8,7661	01	01	7431	01	0
PSYCHOLOGY, NEC .....	5,5511	01	01	01	01	21	5,4841	01	01	651	01	0
SOCIAL SCIENCES, TOTAL .....	18,1981	01	01	01	111	41	16,2381	01	01	1,9451	01	0
ANTHROPOLOGY .....	7731	01	01	01	01	01	2671	01	01	5061	01	0
ECONOMICS .....	6101	01	01	01	01	01	01	01	01	6101	01	0
HISTORY .....	1271	01	01	01	01	01	01	01	01	1271	01	0
LINGUISTICS .....	1721	01	01	01	01	01	01	01	01	1721	01	0
POLITICAL SCIENCE .....	1541	01	01	01	01	41	01	01	01	1501	01	0
SOCIOLOGY .....	1,8481	01	01	01	01	01	1,5781	01	01	2701	01	0
SOCIAL SCIENCES, NEC .....	14,5141	01	01	01	111	01	14,3931	01	01	1101	01	0
OTHER SCIENCES, NEC .....	13,0821	01	01	01	1,1551	2,2791	7,4801	01	331	2,1351	01	0

1/ INCLUDES AID, MUO, LABOR, AND NEC.

SOURCE: NATIONAL SCIENCE FOUNDATION

TABLE B-25

NEW OBLIGATIONS TO UNIVERSITIES AND COLLEGES FOR FELLOWSHIPS, TRAINEESHIPS, AND TRAINING GRANTS,  
BY DETAILED FIELD OF SCIENCE AND NEW COMPONENT: FY 1979

(DOLLARS IN THOUSANDS)

FIELD OF SCIENCE	TOTAL	NIH	HRA	HSA	ADAMHA	CDC	FDA	OE	NIE	OHDS	HCFA	SSA	CHPRS	OTHER DHEW
TOTAL, ALL FIELDS .....	182,242	130,605	0	0	15,924	0	0	18,686	0	27,047	0	0	0	0
PHYSICAL SCIENCES, TOTAL .....	3,397	1,333	0	0	0	0	0	2,064	0	0	0	0	0	0
ASTRONOMY .....	0	0	0	0	0	0	0	0	0	0	0	0	0	0
CHEMISTRY .....	1,110	1,110	0	0	0	0	0	0	0	0	0	0	0	0
PHYSICS .....	223	223	0	0	0	0	0	0	0	0	0	0	0	0
PHYSICAL SCIENCES, NEC .....	2,064	0	0	0	0	0	0	2,064	0	0	0	0	0	0
MATHEMATICAL & COMPUTER SCIENCES, TOTAL .....	268	268	0	0	0	0	0	0	0	0	0	0	0	0
MATHEMATICS .....	268	268	0	0	0	0	0	0	0	0	0	0	0	0
COMPUTER SCIENCES .....	0	0	0	0	0	0	0	0	0	0	0	0	0	0
MATHEMATICAL & COMPUTER SCIENCES, NEC .....	0	0	0	0	0	0	0	0	0	0	0	0	0	0
ENVIRONMENTAL SCIENCES, TOTAL .....	0	0	0	0	0	0	0	0	0	0	0	0	0	0
ATMOSPHERIC SCIENCES .....	0	0	0	0	0	0	0	0	0	0	0	0	0	0
GEOLOGICAL SCIENCES .....	0	0	0	0	0	0	0	0	0	0	0	0	0	0
OCEANOGRAPHY .....	0	0	0	0	0	0	0	0	0	0	0	0	0	0
ENVIRONMENTAL SCIENCES, NEC .....	0	0	0	0	0	0	0	0	0	0	0	0	0	0
ENGINEERING, TOTAL .....	8,631	2,029	0	0	0	0	0	6,602	0	0	0	0	0	0
AERONAUTICAL .....	0	0	0	0	0	0	0	0	0	0	0	0	0	0
ASTRONAUTICAL .....	0	0	0	0	0	0	0	0	0	0	0	0	0	0
CHEMICAL .....	0	0	0	0	0	0	0	0	0	0	0	0	0	0
CIVIL .....	0	0	0	0	0	0	0	0	0	0	0	0	0	0
ELECTRICAL .....	0	0	0	0	0	0	0	0	0	0	0	0	0	0
MECHANICAL .....	0	0	0	0	0	0	0	0	0	0	0	0	0	0
METALLURGY & MATERIALS .....	4,459	0	0	0	0	0	0	4,459	0	0	0	0	0	0
ENGINEERING, NEC .....	4,172	2,029	0	0	0	0	0	2,143	0	0	0	0	0	0
LIFE SCIENCES, TOTAL .....	131,742	120,319	0	0	4,344	0	0	0	0	7,079	0	0	0	0
BIOLOGICAL .....	34,536	30,477	0	0	4,059	0	0	0	0	0	0	0	0	0
ENVIRONMENTAL BIOLOGY .....	0	0	0	0	0	0	0	0	0	0	0	0	0	0
AGRICULTURAL .....	0	0	0	0	0	0	0	0	0	0	0	0	0	0
MEDICAL .....	94,015	89,842	0	0	285	0	0	0	0	3,888	0	0	0	0
LIFE SCIENCES, NEC .....	3,191	0	0	0	0	0	0	0	0	3,191	0	0	0	0
PSYCHOLOGY, TOTAL .....	14,486	1,978	0	0	5,007	0	0	0	0	7,501	0	0	0	0
BIOLOGICAL ASPECTS .....	236	0	0	0	236	0	0	0	0	0	0	0	0	0
SOCIAL ASPECTS .....	8,766	0	0	0	1,265	0	0	0	0	7,501	0	0	0	0
PSYCHOLOGY, NEC .....	5,484	1,978	0	0	3,506	0	0	0	0	0	0	0	0	0
SOCIAL SCIENCES, TOTAL .....	16,238	1,396	0	0	5,545	0	0	0	0	9,297	0	0	0	0
ANTHROPOLOGY .....	267	0	0	0	267	0	0	0	0	0	0	0	0	0
ECONOMICS .....	0	0	0	0	0	0	0	0	0	0	0	0	0	0
HISTORY .....	0	0	0	0	0	0	0	0	0	0	0	0	0	0
LINGUISTICS .....	0	0	0	0	0	0	0	0	0	0	0	0	0	0
POLITICAL SCIENCE .....	0	0	0	0	0	0	0	0	0	0	0	0	0	0
SOCIOLOGY .....	1,578	0	0	0	1,578	0	0	0	0	0	0	0	0	0
SOCIAL SCIENCES, NEC .....	14,393	1,396	0	0	3,700	0	0	0	0	9,297	0	0	0	0
OTHER SCIENCES, NEC .....	7,480	3,282	0	0	1,028	0	0	0	0	3,170	0	0	0	0

SOURCE: NATIONAL SCIENCE FOUNDATION

TABLE 8-26

## FEDERAL OBLIGATIONS FOR FELLOWSHIPS, TRAINEESHIPS, AND TRAINING GRANTS TO THE 100 UNIVERSITIES AND COLLEGES RECEIVING THE LARGEST AMOUNTS, BY BROAD AREA OF SCIENCE: FY 1979

(DOLLARS IN THOUSANDS)

RANK	INSTITUTION (RANKED BY AMOUNT RECEIVED)	TOTAL	PHYSICAL SCIENCES	MATHEMATICS	ENVIRONMENTAL SCIENCES	ENGINEERING	LIFE SCIENCES	PSYCHOLOGY	SOCIAL SCIENCES	OTHER SCIENCES, NEC
	UNITED STATES TOTAL	204,805	5,473	1,558	1,507	13,682	136,009	15,296	18,198	15,082
1	HARVARD UNIVERSITY	8,136	429	131	53	218	6,112	37	857	299
2	STANFORD UNIVERSITY	6,770	416	247	92	898	4,000	365	466	86
3	YALE UNIVERSITY	6,424	61	23	7	44	5,380	206	666	37
4	UNIVERSITY OF WASHINGTON	5,829	13	124	60	210	4,855	210	87	270
5	JOHNS HOPKINS UNIVERSITY	5,363	33	7	2	119	4,160	203	337	502
6	UNIVERSITY OF CHICAGO	5,139	66	77	45	9	4,387	66	469	20
7	UNIV OF PENNSYLVANIA	5,057	37	0	0	31	4,655	141	185	8
8	UNIV OF WIS-MADISON	4,842	227	15	8	164	3,899	55	508	75
9	DUKE UNIVERSITY	4,745	8	0	0	262	3,562	140	530	243
10	UNIV OF CAL LOS ANGELES	4,624	71	24	38	161	3,421	315	346	248
	TOTAL 1ST 10 INSTITUTIONS	56,838	1,361	648	305	2,116	44,431	1,738	4,451	1,788
11	COLUMBIA UNIV MAIN DIV	4,512	182	0	7	161	3,404	97	483	178
12	MASS INST OF TECHNOLOGY	4,381	280	186	75	742	2,422	136	261	279
13	WASHINGTON UNIVERSITY	4,175	37	12	0	46	3,695	67	80	238
14	UNIVERSITY OF MICHIGAN	4,154	49	46	5	224	2,620	397	724	79
15	UNIV OF CAL BERKELEY	4,108	396	123	60	354	2,397	227	408	143
16	UNIV OF CAL SAN FRANCISCO	3,861	15	0	0	0	3,403	129	314	0
17	YESHIVA UNIVERSITY	3,772	0	0	0	0	3,549	133	90	0
18	UNIV OF CAL SAN DIEGO	3,691	11	0	30	158	3,280	113	99	0
19	UNIVERSITY OF MINNESOTA	3,580	46	24	0	193	2,732	466	91	28
20	CORNELL UNIVERSITY	3,485	222	38	3	98	2,859	97	120	48
	TOTAL 1ST 20 INSTITUTIONS	96,557	2,599	1,077	495	4,092	74,792	3,600	7,121	2,781
21	NEW YORK UNIVERSITY	3,237	0	8	0	0	1,867	444	522	376
22	UNIV OF NC AT CHAPEL HILL	2,886	42	86	7	24	2,219	332	29	147
23	UNIVERSITY OF ROCHESTER	2,533	26	0	0	178	1,975	8	7	339
24	UNIVERSITY OF COLORADO	2,503	36	0	30	36	2,161	217	7	16
25	CASE WESTERN RESERVE UNIV	2,212	0	0	0	187	1,769	104	125	27
26	UNIV ALABAMA BIRMINGHAM	2,192	0	0	0	0	1,948	26	205	13
27	UNIVERSITY OF IOWA	1,994	13	0	32	13	1,785	116	12	23
28	PRINCETON UNIVERSITY	1,856	250	223	15	45	1,143	74	91	15
29	UNIVERSITY OF VIRGINIA	1,841	31	0	0	32	1,757	7	7	7
30	U TEX HLTH SCI CTR DALLAS	1,800	0	0	0	0	1,587	72	0	141
	TOTAL 1ST 30 INSTITUTIONS	119,611	2,997	1,394	579	4,607	93,003	5,020	8,126	3,885
31	VANDERBILT UNIVERSITY	1,775	27	0	0	20	1,590	89	0	49
32	BOSTON UNIVERSITY	1,758	43	0	0	45	1,308	157	205	0
33	NORTHWESTERN UNIVERSITY	1,650	70	0	7	83	1,210	172	72	36
34	CALIFORNIA INST OF TECH	1,624	197	7	46	149	1,218	7	0	0
35	UNIV OF ILL URBANA	1,616	50	23	0	202	807	154	242	132
36	COLORADO STATE UNIVERSITY	1,579	59	0	0	907	275	0	0	338
37	PENNSYLVANIA STATE UNIV	1,545	20	0	23	431	648	149	23	251
38	UNIVERSITY OF UTAH	1,355	73	10	0	315	656	175	109	17
39	CUNY MT SINAI SCH OF MED	1,314	0	0	0	0	911	104	230	69
40	UNIV OF CAL DAVIS	1,299	0	0	0	80	982	7	7	223
	TOTAL 1ST 40 INSTITUTIONS	135,126	3,542	1,434	655	6,839	102,608	6,034	9,014	5,000
41	UNIVERSITY OF ARIZONA	1,285	58	0	23	370	476	175	176	7
42	UNIV OF SOUTHERN CAL	1,277	6	0	0	87	792	49	231	111
43	ROCKEFELLER UNIVERSITY	1,228	13	0	0	0	1,201	7	0	7
44	UNIV OF MISSOURI COLUMBIA	1,205	23	0	8	35	534	124	321	160
45	UNIVERSITY OF FLORIDA	1,157	21	0	0	110	878	134	14	0
46	UNIVERSITY OF KANSAS	1,118	99	0	0	53	483	345	135	3
47	OHIO STATE UNIVERSITY	1,116	13	0	0	76	623	33	85	286
48	VIRGINIA COMMONWLTN UNIV	1,103	39	0	0	0	748	117	11	188
49	U TENNESSEE KNOXVILLE	1,058	27	0	0	0	493	87	102	349
50	UNIVERSITY OF PITTSBURGH	994	35	0	1	14	513	260	159	12
	TOTAL 1ST 50 INSTITUTIONS	146,667	3,876	1,434	687	7,584	109,350	7,365	10,248	6,123

SEE FOOTNOTES AT END OF TABLE.



TABLE B-26  
CONTINUED

FEDERAL OBLIGATIONS FOR FELLOWSHIPS, TRAINEESHIPS, AND TRAINING GRANTS TO THE 100 UNIVERSITIES AND COLLEGES RECEIVING THE LARGEST AMOUNTS, BY BROAD AREA OF SCIENCE: FY 1979

(DOLLARS IN THOUSANDS)

RANK	INSTITUTION (RANKED BY AMOUNT RECEIVED)	TOTAL	PHYSICAL SCIENCES	MATHE- MATICS	ENVIRON- MENTAL SCIENCES	ENGI- NEERING	LIFE SCIENCES	PSYCHOL- OGY	SOCIAL SCIENCES	OTHER SCIENCES, NEC
51	UNIVERSITY OF CONNECTICUT	990	0	0	0	2	924	64	0	0
52	UNIVERSITY OF MIAMI	975	15	0	0	0	936	0	0	24
53	MICHIGAN STATE UNIVERSITY	915	33	7	0	35	514	127	158	41
54	SUNY AT BUFFALO	888	0	0	0	0	653	126	109	0
55	BAYLOR COL. OF MEDICINE	877	0	0	0	0	877	0	0	0
56	UNIVERSITY OF CINCINNATI	841	6	0	0	72	316	41	8	398
57	WAYNE STATE UNIVERSITY	840	0	0	8	7	522	131	149	23
58	UNIV OF CAL IRVINE	813	9	0	0	0	797	0	0	7
59	BRANDEIS UNIVERSITY	812	39	0	0	27	594	122	30	0
60	INDIANA UNIV-BLOOMINGTON	806	15	0	10	77	283	222	199	0
TOTAL 1ST	60 INSTITUTIONS	155,424	3,993	1,441	705	2,804	115,766	8,198	10,901	6,616
61	UNIV OF TEXAS AT AUSTIN	800	18	0	7	108	444	153	29	41
62	HOWARD UNIVERSITY	754	24	0	0	24	445	0	0	261
63	TEMPLE UNIVERSITY	738	41	0	0	42	530	7	118	0
64	WEST VIRGINIA UNIVERSITY	708	0	0	0	265	197	145	78	23
65	INDIANA U-PURDUE U INOPLS	707	0	0	0	0	693	0	0	14
66	UNIV OF TEX CANCER CENTER	663	0	0	0	0	663	0	0	0
67	PURDUE UNIVERSITY	661	35	7	0	63	527	22	0	7
68	UNIV OF HAWAII-HANOA	630	13	0	0	0	140	123	262	92
69	SUNY AT STONY BROOK	629	0	0	8	0	472	149	0	0
70	FLORIDA STATE UNIVERSITY	609	70	0	26	78	141	74	18	202
TOTAL 1ST	70 INSTITUTIONS	162,323	4,194	1,448	746	8,384	120,018	8,871	11,406	7,256
71	BROWN UNIVERSITY	596	62	10	7	64	350	36	67	0
72	U TEX HLTH SCI CTR S ANTO	580	0	0	0	0	565	15	0	0
73	UNIVERSITY OF OREGON MAIN	553	0	0	0	87	447	0	19	0
74	EMORY UNIVERSITY	551	0	0	0	0	531	0	0	20
75	U TEX HLTH SCI CTR HOUSTN	545	0	0	0	0	532	13	0	0
76	UNIV OF OKLAHOMA NORMAN	541	11	0	0	112	0	0	0	418
77	AUBURN UNIVERSITY	539	0	0	0	78	58	314	71	18
78	SOUTHERN ILL U-CARBOONALE	525	0	0	0	86	22	108	302	7
79	UNIVERSITY OF NEW MEXICO	512	49	0	0	65	292	64	8	34
80	UNIV OF MD BALT PROF SCH	512	0	0	0	0	139	211	162	0
TOTAL 1ST	80 INSTITUTIONS	167,777	4,316	1,458	753	8,876	122,954	9,632	12,035	7,753
81	SAN DIEGO STATE UNIV	511	0	0	8	0	0	89	194	220
82	RUTGERS THE ST UNIV OF NJ	509	32	0	32	78	103	142	22	100
83	SEATTLE UNIVERSITY	505	0	0	0	0	0	56	235	214
84	ALBANY MEDICAL COLLEGE	483	0	0	0	0	376	0	0	107
85	UNIV OF NORTHERN COLORADO	478	0	0	0	0	0	165	107	206
86	UNIV OF MD COLLEGE PARK	476	14	0	34	177	36	48	166	1
87	UNIV OF WIS-STOUT	461	0	0	0	0	0	150	311	0
88	UNIV OF VT & ST AGRIC COL	427	0	0	0	0	414	0	0	13
89	THOMAS JEFFERSON UNIV	417	0	0	0	0	417	0	0	0
90	UNIV OF ILL MED CTR CHGO	411	0	0	0	0	319	0	0	92
TOTAL 1ST	90 INSTITUTIONS	172,455	4,362	1,458	827	9,131	124,619	10,282	13,070	8,706
91	UNIV OF SAN FRANCISCO	411	0	0	0	0	0	167	304	0
92	UNIVERSITY OF GEORGIA	411	0	0	0	85	172	154	0	0
93	LOUISIANA STATE UNIV	409	0	0	0	0	409	0	0	0
94	SUNY DOWNSTATE MED CTR	405	0	0	0	0	405	0	0	0
95	UNIV OF OKLA HLTH SCI CTR	404	0	0	0	0	326	78	0	0
96	UNIV OREGON HLTH SCI CTR	403	0	0	0	0	388	15	0	0
97	TULANE UNIVERSITY	391	0	0	0	0	391	0	0	0
98	WAKE FOREST UNIVERSITY	390	9	0	0	9	339	0	33	0
99	MEDICAL COLLEGE OF WIS	373	0	0	0	0	252	0	121	0
100	UNIV OF MISSOURI ROLLA	365	0	0	0	301	0	0	0	64
TOTAL 1ST	100 INSTITUTIONS	176,417	4,371	1,458	827	9,526	127,301	10,636	13,528	9,770

NOTE: TABLE INCLUDES DATA FROM 14 FEDERAL AGENCIES RESPONSIBLE FOR MORE THAN 95 PERCENT OF ALL FEDERAL OBLIGATIONS TO UNIVERSITIES AND COLLEGES.

SOURCE: NATIONAL SCIENCE FOUNDATION

TABLE B-27

## FEDERAL OBLIGATIONS TO UNIVERSITIES AND COLLEGES, BY HIGHEST DEGREE GRANTED IN THE SCIENCES AND ENGINEERING, TYPE OF CONTROL, AND AGENCY: FY 1979

(DOLLARS IN THOUSANDS)

HIGHEST DEGREE GRANTED AND TYPE OF CONTROL	TOTAL	USDA	COM	DOO	DDE	EPA	HEW	INT	NASA	NSF	DOT	OTHER
<b>TOTAL, ALL DEGREE LEVELS</b>												
ALL INSTITUTIONS ...	6,195,596	427,019	47,343	528,720	274,941	68,135	3,932,029	40,054	143,888	671,546	11,430	50,491
PUBLIC .....	3,581,688	406,626	40,646	195,193	154,517	50,637	2,166,091	36,454	93,194	393,178	8,353	36,799
PRIVATE .....	2,613,908	20,393	6,697	333,527	120,424	17,498	1,765,938	3,600	50,694	278,368	3,077	13,692
<b>DOCTORATE</b>												
ALL INSTITUTIONS ...	5,346,614	391,639	43,312	523,520	263,337	64,743	3,190,315	38,694	136,288	639,545	9,690	45,531
PUBLIC .....	3,107,082	372,935	36,777	192,983	144,317	49,090	1,773,841	35,172	86,888	375,034	7,465	32,580
PRIVATE .....	2,239,532	18,704	6,535	330,537	119,020	15,653	1,416,474	3,522	49,400	264,511	2,225	12,951
<b>MASTER'S</b>												
ALL INSTITUTIONS ...	334,392	21,849	3,718	2,387	3,014	2,278	273,809	1,102	6,276	16,522	774	2,663
PUBLIC .....	215,477	20,278	3,689	2,116	2,211	1,043	164,460	1,039	5,404	12,294	774	2,169
PRIVATE .....	118,915	1,571	29	271	803	1,235	109,349	63	872	4,228	0	494
<b>BACHELOR'S</b>												
ALL INSTITUTIONS ...	292,553	13,501	313	2,813	1,188	550	259,169	245	1,229	10,539	709	2,297
PUBLIC .....	84,377	13,386	180	94	587	231	64,985	230	807	1,718	109	2,050
PRIVATE .....	208,176	115	133	2,719	601	319	194,184	15	422	8,821	600	247
<b>NO SCIENCE DEGREES</b>												
ALL INSTITUTIONS ...	222,037	30	0	0	7,402	564	208,736	13	95	4,940	257	0
PUBLIC .....	174,752	27	0	0	7,402	273	162,805	13	95	4,132	5	0
PRIVATE .....	47,285	3	0	0	0	291	45,931	0	0	808	252	0

1/ INCLUDES AID, HUD, LABOR, AND MRC.

SOURCE: NATIONAL SCIENCE FOUNDATION

TABLE B-28

## NUMBER OF UNIVERSITIES AND COLLEGES RECEIVING FEDERAL OBLIGATIONS, BY HIGHEST DEGREE GRANTED IN THE SCIENCES AND ENGINEERING, TYPE OF CONTROL, AND TYPE OF ACTIVITY: FY 1979

HIGHEST DEGREE GRANTED AND TYPE OF CONTROL	TOTAL OBLIGATIONS	ACADEMIC SCIENCE							NONSCIENCE ACTIVITIES
		TOTAL ACADEMIC SCIENCE	RESEARCH AND DEVELOPMENT	RED PLANT	FACIL INSTR IN SCI & ENG	FELLOWSHIPS, TRAINEE-SHIPS, TRAINING GRANTS	GENERAL SUPPORT FOR SCIENCE	OTHER SCIENCE ACTIVITIES	
<b>TOTAL, ALL DEGREE LEVELS</b>									
ALL INSTITUTIONS .....	2,642	969	696	51	331	399	405	470	2,614
PUBLIC .....	1,325	534	402	27	199	263	250	288	1,306
PRIVATE .....	1,317	435	294	24	132	136	155	182	1,308
<b>DOCTORATE</b>									
ALL INSTITUTIONS .....	345	324	319	51	183	252	233	229	332
PUBLIC .....	212	207	205	27	129	169	154	158	203
PRIVATE .....	133	117	114	24	54	83	79	71	129
<b>MASTER'S</b>									
ALL INSTITUTIONS .....	320	240	173	0	57	79	66	128	318
PUBLIC .....	194	161	115	0	43	58	49	91	192
PRIVATE .....	126	79	58	0	14	21	17	37	126
<b>BACHELOR'S</b>									
ALL INSTITUTIONS .....	808	282	162	0	67	43	72	101	805
PUBLIC .....	123	68	46	0	7	18	21	30	121
PRIVATE .....	685	214	116	0	60	25	51	71	684
<b>NO SCIENCE DEGREES</b>									
ALL INSTITUTIONS .....	1,169	123	42	0	24	25	34	12	1,159
PUBLIC .....	796	98	36	0	20	18	26	9	790
PRIVATE .....	373	25	6	0	4	7	8	3	369

SOURCE: NATIONAL SCIENCE FOUNDATION

TABLE 8-29

## FEDERAL OBLIGATIONS TO UNIVERSITIES AND COLLEGES, BY HIGHEST DEGREE GRANTED IN THE SCIENCES AND ENGINEERING, TYPE OF CONTROL, AND TYPE OF ACTIVITY: FY 1979

(DOLLARS IN THOUSANDS)

HIGHEST DEGREE GRANTED AND TYPE OF CONTROL	TOTAL OBLIGATIONS	ACADEMIC SCIENCE						NONSCIENCE ACTIVITIES	
		TOTAL ACADEMIC SCIENCE	RESEARCH AND DEVELOPMENT	R&D PLANT	FACIL FOR INSTR IN SCI & ENG	FELLOW-SHIPS, TRAINEE-SHIPS, TRAINING GRANTS	GENERAL SUPPORT FOR SCIENCE		OTHER SCIENCE ACTIVITIES
<b>TOTAL, ALL DEGREE LEVELS</b>									
ALL INSTITUTIONS .....	6,195,596	4,469,632	3,846,321	32,068	33,245	204,805	92,483	260,710	1,725,964
PUBLIC .....	3,581,688	2,594,442	2,154,979	8,338	22,341	106,038	61,968	240,778	987,246
PRIVATE .....	2,613,908	1,875,190	1,691,342	23,730	10,904	98,767	30,515	19,932	738,718
<b>DOCTORATE</b>									
ALL INSTITUTIONS .....	5,346,614	4,320,188	3,759,864	32,068	31,421	194,970	65,325	238,540	1,026,426
PUBLIC .....	3,107,082	2,486,213	2,091,372	8,338	21,524	100,331	44,788	219,860	620,869
PRIVATE .....	2,239,532	1,833,975	1,668,492	23,730	9,897	94,639	20,537	16,680	405,557
<b>MASTER'S</b>									
ALL INSTITUTIONS .....	334,392	86,284	50,225	0	924	6,292	12,275	16,568	248,108
PUBLIC .....	215,477	71,281	42,131	0	565	3,940	9,731	14,914	144,196
PRIVATE .....	118,915	15,003	8,094	0	359	2,352	2,544	1,654	103,912
<b>BACHELOR'S</b>									
ALL INSTITUTIONS .....	292,553	46,499	26,192	0	687	2,274	10,068	7,278	246,054
PUBLIC .....	84,377	23,447	13,385	0	62	777	3,504	5,715	60,930
PRIVATE .....	208,176	23,052	12,807	0	621	1,497	6,564	1,563	185,124
<b>NO SCIENCE DEGREES</b>									
ALL INSTITUTIONS .....	222,037	16,661	10,040	0	213	1,269	4,815	324	205,376
PUBLIC .....	174,752	13,501	8,091	0	186	990	3,945	289	161,251
PRIVATE .....	47,285	3,160	1,949	0	27	279	870	35	44,125

NOTE: TABLE INCLUDES DATA FROM 14 FEDERAL AGENCIES RESPONSIBLE FOR MORE THAN 95 PERCENT OF ALL FEDERAL OBLIGATIONS TO UNIVERSITIES AND COLLEGES.

SOURCE: NATIONAL SCIENCE FOUNDATION

TABLE 8-30

FEDERAL OBLIGATIONS TO UNIVERSITIES AND COLLEGES AND THE NUMBER OF RECIPIENT INSTITUTIONS, BY GEOGRAPHIC DIVISION, STATE, TYPE OF CONTROL, AND TYPE OF ACTIVITY: FY 1979

(DOLLARS IN THOUSANDS)

GEOGRAPHIC DIVISION, STATE, AND TYPE OF CONTROL		TOTAL, ALL ACTIVITIES	ACADEMIC SCIENCE							NON- SCIENCE
			TOTAL ACADEMIC SCIENCE	RESEARCH AND DEVELOPMENT	R&D PLANT	FACIL FOR INSTR IN SCI & ENG	FELLOWSHIPS TRNG GRANTS	GENERAL SUPPORT FOR SCI	OTHR SCIENCE	
UNITED STATES, TOTAL										
PUBLIC INST'S	AMT	3,581,688	2,594,442	2,154,979	8,338	22,341	106,038	61,968	240,778	987,246
	NO.	1,325	534	402	27	193	263	250	288	1,306
PRIVATE INST'S	AMT	2,613,908	1,875,190	1,691,342	23,730	10,904	98,767	30,515	191,932	738,718
	NO.	1,317	435	294	24	132	136	155	182	1,308
NEW ENGLAND, TOTAL										
PUBLIC INST'S	AMT	121,849	84,528	70,150	76	786	2,096	1,572	9,848	37,321
	NO.	80	26	20	2	9	10	8	12	79
PRIVATE INST'S	AMT	452,832	388,085	347,794	8,550	1,725	23,573	3,638	2,805	64,747
	NO.	136	56	46	6	20	18	18	27	134
CONNECTICUT										
PUBLIC INST'S	AMT	31,682	22,714	18,913	30	150	993	653	1,975	8,968
	NO.	21	5	4	1	1	2	2	1	21
PRIVATE INST'S	AMT	82,815	72,570	64,727	121	239	6,561	519	403	10,245
	NO.	19	10	9	1	4	2	2	5	19
MAINE										
PUBLIC INST'S	AMT	10,070	5,421	3,580	0	19	25	88	1,709	4,649
	NO.	11	3	3	0	1	1	1	1	10
PRIVATE INST'S	AMT	3,493	329	257	0	24	0	0	48	3,164
	NO.	14	6	4	0	3	0	0	2	14
MASSACHUSETTS										
PUBLIC INST'S	AMT	35,812	22,160	18,127	0	493	468	363	2,709	13,652
	NO.	33	10	7	0	1	3	2	7	33
PRIVATE INST'S	AMT	332,920	290,367	260,016	8,349	1,146	18,213	2,536	2,107	42,553
	NO.	73	29	25	4	9	12	12	15	72
NEW HAMPSHIRE										
PUBLIC INST'S	AMT	8,721	7,015	5,713	0	46	126	54	1,076	7,706
	NO.	7	3	2	0	2	1	1	1	7
PRIVATE INST'S	AMT	13,203	9,665	9,183	0	49	154	196	84	13,538
	NO.	11	3	2	0	2	1	2	1	10
RHODE ISLAND										
PUBLIC INST'S	AMT	16,683	13,375	11,958	46	49	57	171	1,094	3,308
	NO.	3	2	2	1	2	2	1	1	3
PRIVATE INST'S	AMT	18,364	14,788	13,545	80	267	615	174	107	3,576
	NO.	8	3	3	1	2	2	1	2	8
VERMONT										
PUBLIC INST'S	AMT	18,881	13,843	11,859	0	29	427	243	1,285	5,038
	NO.	5	3	2	0	2	1	1	1	5
PRIVATE INST'S	AMT	2,037	366	66	0	0	29	213	58	3,671
	NO.	11	5	3	0	0	1	1	2	11
MIDDLE ATLANTIC, TOTAL										
PUBLIC INST'S	AMT	336,861	201,985	172,678	415	1,144	7,422	7,537	12,789	134,876
	NO.	141	67	48	2	19	88	36	27	140
PRIVATE INST'S	AMT	652,910	515,097	461,844	3,059	2,826	30,037	6,650	10,681	137,813
	NO.	258	101	74	8	33	40	37	47	255
NEW JERSEY										
PUBLIC INST'S	AMT	55,557	29,800	24,307	0	203	752	989	2,749	26,557
	NO.	27	10	8	0	4	3	5	6	27
PRIVATE INST'S	AMT	34,594	25,561	22,264	143	174	2,045	753	182	9,033
	NO.	22	10	5	1	2	5	4	6	22
NEW YORK										
PUBLIC INST'S	AMT	137,994	69,241	59,928	390	499	3,301	4,501	622	68,753
	NO.	81	42	31	1	13	20	25	14	81
PRIVATE INST'S	AMT	461,213	373,136	333,789	2,524	1,239	21,776	4,054	9,754	88,072
	NO.	143	53	41	5	17	24	20	24	140
PENNSYLVANIA										
PUBLIC INST'S	AMT	143,310	103,744	88,443	25	442	3,369	2,047	9,418	39,566
	NO.	33	15	9	1	2	5	6	7	32
PRIVATE INST'S	AMT	157,103	116,400	105,791	392	1,413	6,216	1,843	745	40,703
	NO.	93	38	28	2	14	11	13	17	93
EAST NORTH CENTRAL, TOTAL										
PUBLIC INST'S	AMT	603,849	440,815	369,133	3,182	3,583	20,604	7,271	37,042	162,734
	NO.	277	72	61	7	29	36	32	41	175
PRIVATE INST'S	AMT	739,659	170,594	154,583	165	1,642	10,402	2,781	1,021	69,065
	NO.	222	71	47	2	27	13	18	33	221
ILLINOIS										
PUBLIC INST'S	AMT	116,382	79,280	65,544	146	1,281	3,197	1,209	7,903	37,102
	NO.	57	18	14	2	7	9	9	8	57
PRIVATE INST'S	AMT	129,806	102,413	92,264	20	720	7,406	1,669	334	27,393
	NO.	64	18	14	1	4	5	7	10	64
INDIANA										
PUBLIC INST'S	AMT	82,932	62,405	51,797	395	470	2,194	1,259	6,290	20,527
	NO.	14	8	8	2	4	4	4	5	14
PRIVATE INST'S	AMT	12,834	7,969	7,152	145	192	276	87	117	4,865
	NO.	31	11	7	1	5	1	2	2	31

SEE FOOTNOTES AT END OF TABLE.

TABLE B-30  
CONTINUED

FEDERAL OBLIGATIONS TO UNIVERSITIES AND COLLEGES AND THE NUMBER OF RECIPIENT INSTITUTIONS,  
BY GEOGRAPHIC DIVISION, STATE, TYPE OF CONTROL, AND TYPE OF ACTIVITY: FY 1979

(DOLLARS IN THOUSANDS)

GEOGRAPHIC DIVISION, STATE, AND TYPE OF CONTROL		TOTAL, ALL ACTIVITIES	ACADEMIC SCIENCE							NON- SCIENCE
			TOTAL ACADEMIC SCIENCE	RESEARCH AND DEVELOPMENT	R&D PLANT	FACIL FOR INSTR IN SCI & ENG	FELLOWSHIPS TRINEESHIPS TRNG GRANTS	GENERAL SUPPORT FOR SCI	OTHER SCIENCE	
EAST NORTH CENTRAL, CONT'D										
MICHIGAN										
PUBLIC INST'S	AMT	166,514	125,099	106,308	621	892	6,608	2,437	8,233	41,415
	NO.	42	13	10	2	5	7	8	10	42
PRIVATE INST'S	AMT	9,643	862	578	0	75	65	0	144	8,781
	NO.	40	12	6	0	5	1	0	6	39
OHIO										
PUBLIC INST'S	AMT	117,051	74,973	61,685	0	524	2,918	1,330	8,516	42,078
	NO.	33	16	14	0	9	10	7	11	32
PRIVATE INST'S	AMT	68,264	48,647	44,755	0	590	2,273	643	386	19,617
	NO.	61	21	14	0	9	4	6	11	61
WISCONSIN										
PUBLIC INST'S	AMT	120,670	99,058	83,799	2,020	416	5,687	1,036	6,100	21,612
	NO.	31	17	15	1	4	6	4	7	30
PRIVATE INST'S	AMT	19,112	10,703	9,834	0	65	382	382	40	8,409
	NO.	26	9	6	0	4	2	3	4	26
WEST NORTH CENTRAL, TOTAL										
PUBLIC INST'S	AMT	326,860	237,107	188,364	0	1,816	9,767	4,287	32,873	89,753
	NO.	133	43	29	0	18	26	17	27	132
PRIVATE INST'S	AMT	109,170	64,223	56,626	0	565	4,792	1,727	513	44,947
	NO.	154	37	23	0	12	8	11	11	154
IOWA										
PUBLIC INST'S	AMT	67,333	54,767	44,316	0	468	2,295	1,576	6,112	12,566
	NO.	18	5	2	0	3	5	2	3	18
PRIVATE INST'S	AMT	9,462	1,015	197	0	26	222	512	58	8,447
	NO.	36	7	4	0	2	1	3	4	36
KANSAS										
PUBLIC INST'S	AMT	48,633	34,935	28,863	0	137	1,334	659	3,942	13,698
	NO.	27	6	3	0	3	4	4	4	27
PRIVATE INST'S	AMT	6,143	89	6	0	0	0	83	0	6,054
	NO.	22	2	1	0	0	0	1	0	22
MINNESOTA										
PUBLIC INST'S	AMT	104,718	76,337	64,414	0	496	3,876	1,067	6,484	28,381
	NO.	27	8	3	0	2	5	1	5	26
PRIVATE INST'S	AMT	6,396	1,113	335	0	64	114	546	54	5,283
	NO.	26	13	7	0	6	3	3	3	26
MISSOURI										
PUBLIC INST'S	AMT	45,063	31,614	21,335	0	122	1,743	665	7,749	13,449
	NO.	29	11	9	0	4	5	3	8	29
PRIVATE INST'S	AMT	77,482	60,822	55,017	0	468	4,430	553	354	16,660
	NO.	44	8	6	0	3	3	3	2	44
NEBRASKA										
PUBLIC INST'S	AMT	32,472	23,337	18,489	0	509	295	198	3,846	9,135
	NO.	16	6	5	0	2	3	3	3	16
PRIVATE INST'S	AMT	4,886	1,053	973	0	7	26	33	14	3,833
	NO.	13	3	2	0	1	1	1	1	13
NORTH DAKOTA										
PUBLIC INST'S	AMT	16,259	9,845	7,297	0	70	124	53	2,301	6,414
	NO.	10	3	3	0	2	1	2	2	10
PRIVATE INST'S	AMT	2,113	0	0	0	0	0	0	0	2,113
	NO.	4	0	0	0	0	0	0	0	4
SOUTH DAKOTA										
PUBLIC INST'S	AMT	12,382	6,272	3,650	0	14	160	69	2,439	6,110
	NO.	6	4	4	0	2	3	2	2	6
PRIVATE INST'S	AMT	2,688	131	98	0	0	0	0	33	2,557
	NO.	9	4	3	0	0	0	0	1	9
SOUTH ATLANTIC, TOTAL										
PUBLIC INST'S	AMT	505,259	354,514	282,629	1,629	2,045	12,644	9,598	45,969	150,745
	NO.	241	97	66	4	33	47	43	56	238
PRIVATE INST'S	AMT	697,589	432,064	402,876	5,927	765	14,317	5,956	2,223	265,525
	NO.	195	56	33	4	18	16	28	23	194
DELAWARE										
PUBLIC INST'S	AMT	12,582	10,486	9,122	0	15	96	91	1,162	2,096
	NO.	3	2	2	0	1	1	1	2	3
PRIVATE INST'S	AMT	388	0	0	0	0	0	0	0	388
	NO.	4	0	0	0	0	0	0	0	4
DISTRICT OF COLUMBIA										
PUBLIC INST'S	AMT	3,396	1,840	532	0	0	12	384	912	1,556
	NO.	1	1	1	0	0	1	1	1	1
PRIVATE INST'S	AMT	224,628	37,719	33,860	0	127	1,563	1,664	485	186,909
	NO.	12	6	6	0	3	4	4	5	12
FLORIDA										
PUBLIC INST'S	AMT	75,583	47,120	38,092	145	188	1,887	1,463	5,345	28,463
	NO.	38	12	9	1	6	6	5	8	37

SEE FOOTNOTES AT END OF TABLE

TABLE 8-30  
CONTINUED

FEDERAL OBLIGATIONS TO UNIVERSITIES AND COLLEGES AND THE NUMBER OF RECIPIENT INSTITUTIONS,  
BY GEOGRAPHIC DIVISION, STATE, TYPE OF CONTROL, AND TYPE OF ACTIVITY: FY 1979

(DOLLARS IN THOUSANDS)

GEOGRAPHIC DIVISION, STATE, AND TYPE OF CONTROL		TOTAL, ALL ACTIVITIES	ACADEMIC SCIENCE							NON- SCIENCE
			TOTAL ACADEMIC SCIENCE	RESEARCH AND DEVELOPMENT	R&D PLANT	FACIL FOR INSTR IN SCI & ENG	FELLOWSHIPS TRNG GRANTS	GENERAL SUPPORT FOR SCI	OTHER SCIENCE	
SOUTH ATLANTIC, CONT'D										
PRIVATE INST'S	AMT	51,676	34,643	28,951	3,237	24	975	1,090	366	17,033
	NO.	29	9	5	2	1	1	5	5	29
GEORGIA										
PUBLIC INST'S	AMT	72,660	57,618	45,848	86	178	1,085	1,928	8,493	15,742
	NO.	33	17	8	1	4	6	9	10	33
PRIVATE INST'S	AMT	33,194	17,702	15,495	0	29	990	559	629	15,492
	NO.	31	7	5	0	2	4	4	2	30
MARYLAND										
PUBLIC INST'S	AMT	70,504	49,113	42,667	0	305	1,191	1,232	3,718	21,391
	NO.	30	18	13	0	1	9	6	7	29
PRIVATE INST'S	AMT	292,649	283,277	274,143	2,654	360	5,363	636	121	9,372
	NO.	19	4	1	1	4	1	2	1	19
NORTH CAROLINA										
PUBLIC INST'S	AMT	113,641	78,876	61,668	1	426	3,438	1,451	10,520	34,765
	NO.	62	15	11	1	10	8	8	11	61
PRIVATE INST'S	AMT	73,853	56,171	48,921	36	160	5,234	1,303	517	17,682
	NO.	42	9	4	1	2	3	6	4	42
SOUTH CAROLINA										
PUBLIC INST'S	AMT	40,087	25,002	17,916	0	327	593	570	5,596	15,085
	NO.	21	10	7	0	4	4	4	5	21
PRIVATE INST'S	AMT	7,181	627	119	0	54	43	375	36	6,554
	NO.	21	8	5	0	3	1	2	2	21
VIRGINIA										
PUBLIC INST'S	AMT	95,224	71,281	58,325	25	606	3,601	1,959	6,765	23,943
	NO.	36	14	10	1	7	8	7	10	36
PRIVATE INST'S	AMT	10,847	1,876	1,367	0	6	149	317	37	8,971
	NO.	27	11	7	0	2	2	4	1	27
WEST VIRGINIA										
PUBLIC INST'S	AMT	21,582	13,178	8,459	0	0	741	520	3,458	8,404
	NO.	17	8	5	0	0	4	2	2	17
PRIVATE INST'S	AMT	3,173	49	0	0	5	0	12	32	3,124
	NO.	10	2	0	0	1	0	1	2	10
EAST SOUTH CENTRAL, TOTAL										
PUBLIC INST'S	AMT	231,867	148,108	105,614	0	451	6,490	5,247	30,306	83,759
	NO.	95	45	30	0	16	18	26	27	94
PRIVATE INST'S	AMT	79,619	32,489	25,970	0	15	2,872	2,841	791	47,130
	NO.	102	27	12	0	4	10	13	12	102
ALABAMA										
PUBLIC INST'S	AMT	79,661	51,918	39,488	0	122	3,451	1,694	7,163	27,744
	NO.	37	13	7	0	3	6	9	7	37
PRIVATE INST'S	AMT	17,330	3,797	1,698	0	0	334	1,161	604	13,567
	NO.	20	5	2	0	0	3	4	3	20
KENTUCKY										
PUBLIC INST'S	AMT	46,114	27,725	18,733	0	96	684	679	7,533	18,389
	NO.	8	7	5	0	4	4	4	6	8
PRIVATE INST'S	AMT	4,466	55	22	0	3	0	0	30	4,411
	NO.	26	6	2	0	1	0	0	3	26
MISSISSIPPI										
PUBLIC INST'S	AMT	49,117	29,146	18,941	0	130	812	1,608	7,655	19,971
	NO.	25	12	9	0	5	4	7	7	25
PRIVATE INST'S	AMT	4,927	643	10	0	7	119	440	67	4,284
	NO.	16	4	1	0	1	1	3	2	16
TENNESSEE										
PUBLIC INST'S	AMT	56,975	39,319	28,452	0	103	1,543	1,266	7,955	17,656
	NO.	25	13	9	0	4	4	6	7	25
PRIVATE INST'S	AMT	52,896	27,994	24,240	0	5	2,419	1,240	90	24,902
	NO.	40	12	7	0	2	6	6	4	40
WEST SOUTH CENTRAL, TOTAL										
PUBLIC INST'S	AMT	346,169	251,215	202,431	294	2,990	8,259	6,470	30,771	94,954
	NO.	150	74	57	1	24	37	34	33	146
PRIVATE INST'S	AMT	87,704	54,205	48,333	487	29	1,856	2,382	856	33,499
	NO.	84	29	19	1	5	12	12	13	84
ARKANSAS										
PUBLIC INST'S	AMT	25,109	14,750	8,478	0	111	404	408	5,397	10,311
	NO.	17	11	8	0	3	6	4	4	16
PRIVATE INST'S	AMT	3,800	16	16	0	0	0	0	0	3,784
	NO.	12	1	1	0	0	0	0	0	12
LOUISIANA										
PUBLIC INST'S	AMT	42,417	25,782	17,926	0	251	532	1,147	5,926	16,635
	NO.	14	12	8	0	4	6	5	6	14
PRIVATE INST'S	AMT	18,288	10,706	8,902	487	70	450	719	78	7,582
	NO.	10	5	3	1	1	2	3	3	10

SEE FOOTNOTES AT END OF TABLE.



TABLE B-30  
CONTINUED

FEDERAL OBLIGATIONS TO UNIVERSITIES AND COLLEGES, AND THE NUMBER OF RECIPIENT INSTITUTIONS,  
BY GEOGRAPHIC DIVISION, STATE, TYPE OF CONTROL, AND TYPE OF ACTIVITY: FY 1979

(DOLLARS IN THOUSANDS)

GEOGRAPHIC DIVISION, STATE, AND TYPE OF CONTROL		TOTAL, ALL ACTIVITIES	ACADEMIC SCIENCE							NON- SCIENCE
			TOTAL ACADEMIC SCIENCE	RESEARCH AND DEVELOPMENT	RED PLANT	FACIL FOR INSTR IN SCI & ENG	FELLOWSHIPS TRNMG GRANTS	GENERAL SUPPORT FOR SCI	OTHER SCIENCE	
WEST SOUTH CENTRAL, CONT'D										
OKLAHOMA										
PUBLIC INST'S	AMT	38,051	22,881	15,680	0	122	1,442	614	5,023	15,170
	NO.	29	13	7	0	4	7	7	7	29
PRIVATE INST'S	AMT	3,431	650	395	0	0	40	180	35	2,781
	NO.	12	4	2	0	0	2	1	1	12
TEXAS										
PUBLIC INST'S	AMT	240,592	187,754	160,347	294	2,506	5,881	4,301	14,425	52,838
	NO.	90	38	34	1	13	18	18	16	87
PRIVATE INST'S	AMT	62,185	42,833	39,020	0	221	1,366	1,483	743	19,352
	NO.	50	19	13	0	4	8	8	9	50
MOUNTAIN, TOTAL										
PUBLIC INST'S	AMT	315,242	234,837	198,104	249	2,998	9,127	9,044	15,315	80,405
	NO.	90	39	32	3	20	23	20	21	88
PRIVATE INST'S	AMT	15,939	10,129	9,491	0	84	201	243	110	5,810
	NO.	23	10	6	0	3	2	2	1	23
ARIZONA										
PUBLIC INST'S	AMT	58,814	40,728	34,887	9	1,078	1,469	1,109	2,176	18,086
	NO.	17	7	6	1	3	4	5	4	17
PRIVATE INST'S	AMT	655	10	10	0	0	0	0	0	645
	NO.	3	1	1	0	0	0	0	0	3
COLORADO										
PUBLIC INST'S	AMT	93,296	70,313	59,509	50	650	4,894	1,945	3,269	22,983
	NO.	25	9	7	1	5	4	4	3	25
PRIVATE INST'S	AMT	9,421	7,279	6,820	0	74	146	129	110	2,142
	NO.	9	3	3	0	1	1	1	1	9
IDAHO										
PUBLIC INST'S	AMT	9,340	6,411	4,160	0	35	273	177	1,766	2,929
	NO.	6	2	2	0	2	2	1	2	6
PRIVATE INST'S	AMT	317	4	0	0	4	0	0	0	313
	NO.	2	1	0	0	1	0	0	0	2
MONTANA										
PUBLIC INST'S	AMT	13,827	8,902	5,846	0	766	166	336	1,788	4,925
	NO.	9	5	3	0	3	4	2	3	9
PRIVATE INST'S	AMT	736	0	0	0	0	0	0	0	736
	NO.	3	0	0	0	0	0	0	0	3
NEVADA										
PUBLIC INST'S	AMT	10,830	6,937	4,844	0	0	152	121	1,820	3,093
	NO.	7	4	4	0	0	2	1	2	5
PRIVATE INST'S	AMT	33	8	8	0	0	0	0	0	25
	NO.	1	1	1	0	0	0	0	0	1
NEW MEXICO										
PUBLIC INST'S	AMT	56,103	41,762	34,317	0	164	732	4,463	2,086	14,341
	NO.	9	6	5	0	3	4	4	3	9
PRIVATE INST'S	AMT	1,912	120	0	0	6	0	114	0	1,792
	NO.	2	2	0	0	1	0	1	0	2
UTAH										
PUBLIC INST'S	AMT	62,524	50,249	46,324	190	295	1,369	705	1,366	12,275
	NO.	9	4	3	1	5	2	2	3	9
PRIVATE INST'S	AMT	2,865	2,708	2,653	0	0	55	0	0	157
	NO.	3	2	1	0	0	1	0	0	3
WYOMING										
PUBLIC INST'S	AMT	11,308	9,535	8,217	0	10	76	188	1,044	1,773
	NO.	8	2	2	0	1	1	1	1	8
PACIFIC, TOTAL										
PUBLIC INST'S	AMT	757,384	623,676	556,135	2,493	6,456	28,940	9,898	19,754	133,708
	NO.	206	63	52	8	27	33	29	39	203
PRIVATE INST'S	AMT	246,340	207,285	183,773	5,542	2,976	10,717	3,378	899	39,055
	NO.	130	39	32	3	9	17	10	14	129
ALASKA										
PUBLIC INST'S	AMT	26,962	23,675	21,989	19	47	276	487	857	3,287
	NO.	4	2	2	1	1	1	2	2	4
PRIVATE INST'S	AMT	495	0	0	0	0	0	0	0	495
	NO.	3	0	0	0	0	0	0	0	3
CALIFORNIA										
PUBLIC INST'S	AMT	488,824	410,067	365,300	2,115	5,577	20,306	6,102	10,667	78,857
	NO.	138	41	32	4	19	21	17	25	136
PRIVATE INST'S	AMT	236,182	204,335	181,798	5,542	2,916	10,155	3,155	769	31,847
	NO.	92	28	22	3	7	13	8	10	91
HAWAII										
PUBLIC INST'S	AMT	38,610	31,131	27,970	101	101	665	623	1,671	7,479
	NO.	10	4	4	1	1	2	2	3	9
PRIVATE INST'S	AMT	1,611	0	0	0	0	0	0	0	1,611
	NO.	3	0	0	0	0	0	0	0	3

SEE FOOTNOTES AT END OF TABLE.

TABLE 8-30  
CONTINUED

FEDERAL OBLIGATIONS TO UNIVERSITIES AND COLLEGES AND THE NUMBER OF RECIPIENT INSTITUTIONS,  
BY GEOGRAPHIC DIVISION, STATE, TYPE OF CONTROL, AND TYPE OF ACTIVITY: FY 1979

(DOLLARS IN THOUSANDS)

GEOGRAPHIC DIVISION, STATE, AND TYPE OF CONTROL		TOTAL, ALL ACTIVITIES	ACADEMIC SCIENCE							NON- SCIENCE
			TOTAL ACADEMIC SCIENCE	RESEARCH AND DEVELOPMENT	R&D PLANT	FACIL FOR INSTR IN SCI & ENG	FELLOWSHIPS TRINEESHIPS TRNG GRANTS	GENERAL SUPPORT FOR SCI	OTNER SCIENCE	
PACIFIC, CONT'D										
OREGON										
PUBLIC INST'S	AMT	65,788	47,899	41,960	51	324	1,577	1,018	2,969	17,889
	NO.	22	9	8	1	4	6	5	5	22
PRIVATE INST'S	AMT	4,228	1,826	1,506	0	35	0	223	62	2,402
	NO.	19	5	5	0	1	0	2	2	19
WASHINGTON										
PUBLIC INST'S	AMT	137,100	110,904	98,916	207	407	6,116	1,668	3,590	26,196
	NO.	32	7	6	1	2	3	3	4	32
PRIVATE INST'S	AMT	3,824	1,124	469	0	25	562	0	68	2,700
	NO.	13	6	5	0	1	4	0	2	13
OUTLYING AREAS, TOTAL										
PUBLIC INST'S	AMT	36,648	17,657	9,741	0	72	689	1,044	6,111	18,991
	NO.	12	8	7	0	4	5	5	5	11
PRIVATE INST'S	AMT	32,146	1,019	52	0	15	0	919	33	31,127
	NO.	13	9	2	0	1	0	6	1	12
GUAM										
PUBLIC INST'S	AMT	2,243	1,245	628	0	18	98	29	472	998
	NO.	1	1	1	0	1	1	.1	1	1
PUERTO RICO										
PUBLIC INST'S	AMT	31,421	15,120	8,325	0	49	591	982	5,173	16,301
	NO.	8	5	4	0	2	4	3	3	7
PRIVATE INST'S	AMT	32,146	1,019	52	0	15	0	919	33	31,127
	NO.	13	9	2	0	1	0	6	1	12
AMERICAN SAMOA										
PUBLIC INST'S	AMT	350	0	0	0	0	0	0	0	350
	NO.	1	0	0	0	0	0	0	0	1
VIRGIN ISLANDS										
PUBLIC INST'S	AMT	2,415	1,262	758	0	5	0	33	466	1,193
	NO.	1	1	1	0	1	0	1	1	1
TRUST TERRITORY PAC ISL										
PUBLIC INST'S	AMT	219	30	30	0	0	0	0	0	189
	NO.	1	1	1	0	0	0	0	0	1

NOTE: TABLE INCLUDES DATA FROM 14 FEDERAL AGENCIES RESPONSIBLE FOR MORE THAN  
95 PERCENT OF ALL FEDERAL OBLIGATIONS TO UNIVERSITIES AND COLLEGES.

SOURCE: NATIONAL SCIENCE FOUNDATION

TABLE B-31

PERCENT DISTRIBUTION OF FEDERAL OBLIGATIONS TO PUBLIC AND PRIVATE UNIVERSITIES AND COLLEGES,  
BY GEOGRAPHIC DIVISION, STATE, TYPE OF CONTROL, AND TYPE OF ACTIVITY: FY 1979

GEOGRAPHIC DIVISION, STATE, AND TYPE OF CONTROL	TOTAL, ALL ACTIVITIES	ACADEMIC SCIENCE								NON- SCIENCE
		TOTAL ACADEMIC SCIENCE	RESEARCH AND DEVELOPMENT	RED PLANT.	FACIL FOR INSTR IN SCI & ENG	FELLOWSHIPS TRNG GRANTS	GENERAL SUPPORT FOR SCI	OTHER SCIENCE		
UNITED STATES, TOTAL										
PUBLIC INST'S	57.8	58.0	56.0	26.0	67.2	51.8	67.0	92.4	57.2	
PRIVATE INST'S	42.2	42.0	44.0	74.0	32.8	48.2	33.0	7.6	42.8	
NEW ENGLAND, TOTAL										
PUBLIC INST'S	21.2	17.9	16.8	0.9	31.3	8.2	30.2	77.8	36.8	
PRIVATE INST'S	78.8	82.1	83.2	99.1	68.7	91.8	69.8	22.2	63.4	
CONNECTICUT										
PUBLIC INST'S	27.7	23.8	22.6	19.9	38.6	13.1	55.7	83.0	46.7	
PRIVATE INST'S	72.3	76.2	77.4	80.1	61.4	86.9	44.3	17.0	53.3	
MAINE										
PUBLIC INST'S	74.2	94.3	93.3	0.0	44.2	100.0	100.0	97.3	59.5	
PRIVATE INST'S	25.8	5.7	6.7	0.0	55.8	0.0	0.0	2.7	40.5	
MASSACHUSETTS										
PUBLIC INST'S	9.7	7.1	6.5	0.0	30.1	2.8	12.5	56.2	24.3	
PRIVATE INST'S	90.3	92.9	93.5	100.0	69.9	97.2	87.5	43.8	75.7	
NEW HAMPSHIRE										
PUBLIC INST'S	39.8	42.0	38.4	0.0	48.4	44.8	21.6	92.9	32.5	
PRIVATE INST'S	60.2	58.0	61.6	0.0	51.6	55.2	78.4	7.1	67.5	
RHODE ISLAND										
PUBLIC INST'S	47.6	47.5	46.9	36.5	15.5	8.5	49.6	91.1	48.0	
PRIVATE INST'S	52.4	52.5	53.1	63.5	84.5	91.5	50.4	8.9	52.0	
VERMONT										
PUBLIC INST'S	90.3	97.4	89.4	0.0	100.0	93.6	53.3	95.7	75.1	
PRIVATE INST'S	9.7	2.6	0.6	0.0	0.0	6.4	46.7	4.3	24.9	
MIDDLE ATLANTIC, TOTAL										
PUBLIC INST'S	34.0	28.2	27.2	11.9	28.8	19.8	53.1	54.5	49.5	
PRIVATE INST'S	66.0	71.8	72.8	88.1	71.2	80.2	46.9	45.5	50.5	
NEW JERSEY										
PUBLIC INST'S	61.6	53.2	52.2	0.0	53.8	26.9	56.8	93.8	74.6	
PRIVATE INST'S	38.4	46.8	47.8	100.0	46.2	73.1	43.2	6.2	25.4	
NEW YORK										
PUBLIC INST'S	23.0	15.6	15.2	13.4	28.7	13.2	52.6	6.0	43.8	
PRIVATE INST'S	77.0	84.4	84.8	86.6	71.3	86.8	47.4	94.0	56.2	
PENNSYLVANIA										
PUBLIC INST'S	47.7	47.1	45.5	6.0	23.8	35.1	52.6	92.7	49.3	
PRIVATE INST'S	52.3	52.9	54.5	94.0	76.2	64.9	47.4	7.3	50.7	
EAST NORTH CENTRAL, TOTAL										
PUBLIC INST'S	71.6	72.1	70.5	95.1	68.6	66.4	72.3	97.3	70.2	
PRIVATE INST'S	28.4	27.9	29.5	4.9	31.4	33.6	27.7	2.7	29.8	
ILLINOIS										
PUBLIC INST'S	47.3	43.6	41.5	88.0	64.0	30.2	42.0	95.9	57.5	
PRIVATE INST'S	52.7	56.4	58.5	12.0	36.0	69.8	58.0	4.1	42.5	
INDIANA										
PUBLIC INST'S	86.6	88.7	87.9	73.1	71.0	85.8	93.5	98.2	80.8	
PRIVATE INST'S	13.4	11.3	12.1	26.9	29.0	11.2	6.5	1.8	19.2	
MICHIGAN										
PUBLIC INST'S	94.5	99.3	99.4	100.0	92.2	99.0	100.0	98.3	82.5	
PRIVATE INST'S	5.5	0.7	0.6	0.0	7.8	1.0	0.0	1.7	17.5	
OHIO										
PUBLIC INST'S	63.2	60.6	60.0	0.0	47.0	56.2	67.4	95.7	68.2	
PRIVATE INST'S	36.8	39.4	42.0	0.0	53.0	43.8	32.6	4.3	31.8	
WISCONSIN										
PUBLIC INST'S	86.3	90.2	89.5	100.0	86.5	93.7	73.1	99.3	72.0	
PRIVATE INST'S	13.7	9.8	10.5	0.0	13.5	6.3	26.9	0.7	28.0	
WEST NORTH CENTRAL, TOTAL										
PUBLIC INST'S	75.0	78.7	76.9	0.0	76.3	67.1	71.3	98.5	66.6	
PRIVATE INST'S	25.0	21.3	23.1	0.0	23.7	32.9	28.7	1.5	33.4	
IOWA										
PUBLIC INST'S	87.7	98.2	99.6	0.0	94.7	91.2	75.5	99.0	59.8	
PRIVATE INST'S	12.3	1.8	0.4	0.0	5.3	8.8	24.5	1.0	40.2	
KANSAS										
PUBLIC INST'S	88.8	99.7	100.0	0.0	100.0	100.0	88.8	100.0	69.3	
PRIVATE INST'S	11.2	0.3	0.0	0.0	0.0	0.0	11.2	0.0	30.7	
MINNESOTA										
PUBLIC INST'S	94.2	98.6	99.5	0.0	88.6	97.1	66.2	99.2	84.3	
PRIVATE INST'S	5.8	1.4	0.5	0.0	11.4	2.9	33.8	0.8	15.7	
MISSOURI										
PUBLIC INST'S	36.8	34.2	27.9	0.0	20.7	28.2	54.6	95.6	44.7	
PRIVATE INST'S	63.2	65.8	72.1	0.0	79.3	71.8	45.4	4.4	55.3	
NEBRASKA										
PUBLIC INST'S	86.9	95.7	95.0	0.0	98.6	91.9	85.7	99.6	70.4	
PRIVATE INST'S	13.1	4.3	5.0	0.0	1.4	8.1	14.3	0.4	29.6	

SEE FOOTNOTES AT END OF TABLE.

TABLE 8-31  
CONTINUED

PERCENT DISTRIBUTION OF FEDERAL OBLIGATIONS TO PUBLIC AND PRIVATE UNIVERSITIES AND COLLEGES,  
BY GEOGRAPHIC DIVISION, STATE, TYPE OF CONTROL, AND TYPE OF ACTIVITY: FY 1979

GEOGRAPHIC DIVISION, STATE, AND TYPE OF CONTROL	TOTAL, ALL ACTIVITIES	ACADEMIC SCIENCE							NON- SCIENCE	
		TOTAL ACADEMIC SCIENCE	RESEARCH AND DEVELOPMENT	R&D PLANT	FACIL FOR INSTR IN SCI & ENG	FELLOWSHIPS TRNG GRANTS	GENERAL SUPPORT FOR SCI	OTHER SCIENCE		
WEST NORTH CENTRAL, CONT'D										
NORTH DAKOTA										
PUBLIC INST'S	88.5	100.0	100.0	0.0	100.0	100.0	100.0	100.0	75.2	
PRIVATE INST'S	11.5	0.0	0.0	0.0	0.0	0.0	0.0	0.0	24.8	
SOUTH DAKOTA										
PUBLIC INST'S	82.2	98.0	97.4	0.0	100.0	100.0	100.0	98.7	70.5	
PRIVATE INST'S	17.8	2.0	2.6	0.0	0.0	0.0	0.0	1.3	29.5	
SOUTH ATLANTIC, TOTAL										
PUBLIC INST'S	42.0	45.1	41.2	21.6	72.8	46.9	61.7	95.4	36.2	
PRIVATE INST'S	58.0	54.9	58.8	78.4	27.2	53.1	38.3	4.6	63.8	
DELAWARE										
PUBLIC INST'S	97.0	100.0	100.0	0.0	100.0	100.0	100.0	100.0	84.4	
PRIVATE INST'S	3.0	0.0	0.0	0.0	0.0	0.0	0.0	0.0	15.6	
DISTRICT OF COLUMBIA										
PUBLIC INST'S	1.5	4.6	1.5	0.0	0.0	0.8	18.8	65.3	0.8	
PRIVATE INST'S	98.5	95.4	98.5	0.0	100.0	99.2	81.2	34.7	99.2	
FLORIDA										
PUBLIC INST'S	59.4	57.6	56.8	4.3	88.7	65.9	57.3	93.6	62.6	
PRIVATE INST'S	40.6	42.4	43.2	95.7	11.3	34.1	42.7	6.4	37.4	
GEORGIA										
PUBLIC INST'S	68.6	76.5	74.7	100.0	86.0	52.3	77.5	93.1	49.3	
PRIVATE INST'S	31.4	23.5	25.3	0.0	14.0	47.7	22.5	6.9	50.7	
MARYLAND										
PUBLIC INST'S	19.4	14.9	13.5	0.0	45.9	18.2	66.0	96.8	69.5	
PRIVATE INST'S	80.6	85.2	86.5	100.0	54.1	81.8	34.0	3.2	30.5	
NORTH CAROLINA										
PUBLIC INST'S	60.6	58.4	55.8	97.4	72.7	39.6	52.7	95.3	66.3	
PRIVATE INST'S	39.4	41.6	44.2	2.6	27.3	60.4	47.3	4.7	33.7	
SOUTH CAROLINA										
PUBLIC INST'S	84.8	97.6	99.3	0.0	85.8	93.2	60.3	99.4	69.7	
PRIVATE INST'S	15.2	2.4	0.7	0.0	14.2	6.8	39.7	0.6	30.3	
VIRGINIA										
PUBLIC INST'S	89.8	97.4	97.7	100.0	99.0	96.0	86.1	99.4	72.7	
PRIVATE INST'S	10.2	2.6	2.3	0.0	1.0	4.0	13.9	0.6	27.3	
WEST VIRGINIA										
PUBLIC INST'S	87.2	99.6	100.0	0.0	0.0	100.0	97.7	99.1	72.9	
PRIVATE INST'S	12.8	0.4	0.0	0.0	100.0	0.0	2.3	0.9	27.1	
EAST SOUTH CENTRAL, TOTAL										
PUBLIC INST'S	74.4	82.0	80.3	0.0	96.8	69.3	64.9	97.4	64.0	
PRIVATE INST'S	25.6	18.0	19.7	0.0	3.2	30.7	35.1	2.6	36.0	
ALABAMA										
PUBLIC INST'S	82.1	93.2	95.9	0.0	100.0	91.2	59.3	92.2	67.2	
PRIVATE INST'S	17.9	6.8	4.1	0.0	0.0	8.8	40.7	7.8	32.8	
KENTUCKY										
PUBLIC INST'S	91.2	99.8	99.9	0.0	97.0	100.0	100.0	99.6	80.6	
PRIVATE INST'S	8.8	0.2	0.1	0.0	3.0	0.0	0.0	0.4	19.4	
MISSISSIPPI										
PUBLIC INST'S	90.9	97.8	99.9	0.0	94.9	87.2	78.5	99.1	82.3	
PRIVATE INST'S	9.1	2.2	0.1	0.0	5.1	12.8	21.5	0.9	17.7	
TENNESSEE										
PUBLIC INST'S	51.8	58.4	54.0	0.0	95.4	38.9	50.5	98.9	41.5	
PRIVATE INST'S	48.2	41.6	46.0	0.0	4.6	61.1	49.5	1.1	58.5	
WEST SOUTH CENTRAL, TOTAL										
PUBLIC INST'S	79.8	82.2	80.7	37.6	91.1	81.6	73.1	97.3	73.9	
PRIVATE INST'S	20.2	17.8	19.3	62.4	8.9	18.4	26.9	2.7	26.1	
ARKANSAS										
PUBLIC INST'S	86.8	99.9	99.8	0.0	100.0	100.0	100.0	100.0	73.2	
PRIVATE INST'S	13.2	0.1	0.2	0.0	0.0	0.0	0.0	0.0	26.8	
LOUISIANA										
PUBLIC INST'S	69.9	70.6	66.8	0.0	78.2	54.2	61.5	98.7	68.7	
PRIVATE INST'S	30.1	29.4	33.2	100.0	21.8	45.8	38.5	1.3	31.3	
OKLAHOMA										
PUBLIC INST'S	91.7	97.2	97.5	0.0	100.0	97.3	77.3	99.3	84.5	
PRIVATE INST'S	8.3	2.8	2.5	0.0	0.0	2.7	22.7	0.7	15.5	
TEXAS										
PUBLIC INST'S	79.5	81.4	80.4	100.0	91.9	81.2	74.4	95.1	73.2	
PRIVATE INST'S	20.5	18.6	19.6	0.0	8.1	18.8	25.6	4.9	26.8	
MOUNTAIN, TOTAL										
PUBLIC INST'S	95.2	95.9	95.4	100.0	97.3	97.8	97.4	99.3	93.3	
PRIVATE INST'S	4.8	4.1	4.6	0.0	2.7	2.2	2.6	0.7	6.7	

SEE FOOTNOTES AT END OF TABLE.

TABLE B-31  
CONTINUED

PERCENT DISTRIBUTION OF FEDERAL OBLIGATIONS TO PUBLIC AND PRIVATE UNIVERSITIES AND COLLEGES,  
BY GEOGRAPHIC DIVISION, STATE, TYPE OF CONTROL, AND TYPE OF ACTIVITY: FY 1979

GEOGRAPHIC DIVISION, STATE, AND TYPE OF CONTROL	TOTAL, ALL ACTIVITIES	ACADEMIC SCIENCE							NON- SCIENCE	
		TOTAL ACADEMIC SCIENCE	RESEARCH AND DEVELOPMENT	R&D PLANT	FACIL FOR INSTR IN SCI & ENG	FELLOWSHIPS TRNG GRANTS	GENERAL SUPPORT FOR SCI	OTHER SCIENCE		
MOUNTAIN, CONT'D										
ARIZONA										
PUBLIC INST'S	98.9	100.0	100.0	100.0	100.0	100.0	100.0	100.0	100.0	96.6
PRIVATE INST'S	1.1	0.0	0.0	0.0	0.0	0.0	0.0	0.0	0.0	3.4
COLORADO										
PUBLIC INST'S	90.8	90.6	89.7	100.0	89.8	97.1	93.8	96.7	91.5	8.5
PRIVATE INST'S	9.2	9.4	10.3	0.0	10.2	2.9	6.2	3.3	8.5	
IDAHO										
PUBLIC INST'S	96.7	99.9	100.0	0.0	89.7	100.0	100.0	100.0	100.0	90.3
PRIVATE INST'S	3.3	0.1	0.0	0.0	10.3	0.0	0.0	0.0	0.0	9.7
MONTANA										
PUBLIC INST'S	94.9	100.0	100.0	0.0	100.0	100.0	100.0	100.0	100.0	87.0
PRIVATE INST'S	5.1	0.0	0.0	0.0	0.0	0.0	0.0	0.0	0.0	13.0
NEVADA										
PUBLIC INST'S	99.7	99.9	99.8	0.0	0.0	100.0	100.0	100.0	99.2	0.8
PRIVATE INST'S	0.3	0.1	0.2	0.0	0.0	0.0	0.0	0.0	0.8	
NEW MEXICO										
PUBLIC INST'S	96.7	99.7	100.0	0.0	96.5	100.0	97.5	100.0	88.9	
PRIVATE INST'S	3.3	0.3	0.0	0.0	3.5	0.0	2.5	0.0	11.1	
UTAH										
PUBLIC INST'S	95.6	94.9	94.6	100.0	100.0	96.1	100.0	100.0	98.7	
PRIVATE INST'S	4.4	5.1	5.4	0.0	0.0	3.9	0.0	0.0	1.3	
WYOMING										
PUBLIC INST'S	100.0	100.0	100.0	0.0	100.0	100.0	100.0	100.0	100.0	100.0
PACIFIC, TOTAL										
PUBLIC INST'S	75.4	75.0	75.2	31.0	68.4	73.0	74.6	95.6	77.4	
PRIVATE INST'S	24.6	25.0	24.8	69.0	31.6	27.0	25.4	4.4	22.6	
ALASKA										
PUBLIC INST'S	98.2	100.0	100.0	100.0	100.0	100.0	100.0	100.0	86.9	
PRIVATE INST'S	1.8	0.0	0.0	0.0	0.0	0.0	0.0	0.0	13.1	
CALIFORNIA										
PUBLIC INST'S	67.4	66.7	66.8	27.6	65.7	66.7	65.9	93.3	71.2	
PRIVATE INST'S	32.6	33.3	33.2	72.4	34.3	33.3	34.1	6.7	28.8	
HAWAII										
PUBLIC INST'S	96.0	100.0	100.0	100.0	100.0	100.0	100.0	100.0	82.3	
PRIVATE INST'S	4.0	0.0	0.0	0.0	0.0	0.0	0.0	0.0	17.7	
OREGON										
PUBLIC INST'S	94.0	96.3	96.5	100.0	90.2	100.0	82.0	98.0	88.2	
PRIVATE INST'S	6.0	3.7	3.5	0.0	9.8	0.0	18.0	2.0	11.8	
WASHINGTON										
PUBLIC INST'S	97.3	99.0	99.5	100.0	94.2	91.6	100.0	98.1	90.6	
PRIVATE INST'S	2.7	1.0	0.5	0.0	5.8	8.4	0.0	1.9	9.4	
FLYING AREAS, TOTAL										
PUBLIC INST'S	53.3	94.5	99.5	0.0	82.8	100.0	53.2	99.8	37.9	
PRIVATE INST'S	46.7	5.5	0.5	0.0	17.2	0.0	46.8	0.5	62.1	
GUAM										
PUBLIC INST'S	100.0	100.0	100.0	0.0	100.0	100.0	100.0	100.0	100.0	100.0
PUERTO RICO										
PUBLIC INST'S	49.4	93.7	99.4	0.0	76.6	100.0	51.6	99.4	34.4	
PRIVATE INST'S	50.6	6.3	0.6	0.0	23.4	0.0	48.4	0.6	65.6	
AMERICAN SAMOA										
PUBLIC INST'S	100.0	0.0	0.0	0.0	0.0	0.0	0.0	0.0	100.0	
VIRGIN ISLANDS										
PUBLIC INST'S	100.0	100.0	100.0	0.0	100.0	0.0	100.0	100.0	100.0	100.0
TRUST TERRITORY PAC ISL										
PUBLIC INST'S	100.0	100.0	100.0	0.0	0.0	0.0	0.0	0.0	100.0	100.0

NOTE: TABLE INCLUDES DATA FROM 14 FEDERAL AGENCIES RESPONSIBLE FOR MORE THAN 95 PERCENT OF ALL FEDERAL OBLIGATIONS TO UNIVERSITIES AND COLLEGES.

SOURCE: NATIONAL SCIENCE FOUNDATION

TABLE 8-32

FEDERAL OBLIGATIONS TO THE 100 PUBLIC UNIVERSITIES AND COLLEGES RECEIVING THE LARGEST AMOUNTS,  
BY AGENCY: FY 1979

(DOLLARS IN THOUSANDS)

RANK	INSTITUTION (RANKED BY TOTAL FEDERAL OBLIGATIONS)	TOTAL	USDA	COM	DD	DOE	EPA	HEW	INT	NASA	NSF	DOT	OTHER*
	UNITED STATES TOTAL	3,581,688	406,626	40,646	195,193	154,517	50,637	2,166,091	36,454	93,194	393,178	8,353	36,799
1	UNIVERSITY OF WASHINGTON	112,537	455	3,239	10,392	4,447	956	77,247	517	1,064	13,451	44	725
2	UNIV OF CAL LOS ANGELES	102,686	0	0	3,858	8,987	382	75,639	175	2,550	10,863	0	232
3	UNIV OF WIS-MADISON	99,171	10,932	49	2,704	6,628	1,093	56,582	370	3,258	16,105	0	1,450
4	UNIVERSITY OF MINNESOTA	97,903	11,637	422	1,101	2,572	1,220	70,541	659	1,545	7,894	221	91
5	UNIV OF CAL SAN DIEGO	96,091	77	33	10,555	2,798	160	40,267	159	9,482	32,550	0	10
6	UNIVERSITY OF MICHIGAN	81,729	239	1,375	3,097	3,350	1,201	51,906	416	4,877	12,734	719	1,815
7	UNIV OF CAL SAN FRANCISCO	72,967	150	27	381	2,100	0	68,217	0	374	1,718	0	0
8	UNIV OF CAL BERKELEY	66,746	2,148	0	9,515	3,042	520	26,144	537	4,343	19,529	84	884
9	PENNSYLVANIA STATE UNIV	62,623	13,230	68	15,411	3,038	1,164	21,196	2,006	1,374	4,753	327	56
10	UNIV OF ILL URBANA	58,057	12,188	0	5,231	4,040	2,088	15,925	932	1,186	16,240	0	227
	TOTAL 1ST 10 INSTITUTIONS	850,510	51,056	5,213	62,245	41,002	8,784	503,664	5,771	30,053	135,837	1,305	5,490
11	UNIV OF NC AT CHAPEL HILL	57,428	445	0	764	649	1,211	50,498	224	0	3,525	0	12
12	OHIO STATE UNIVERSITY	56,271	12,701	180	3,757	1,070	2,474	28,406	790	1,241	4,762	19	871
13	UNIVERSITY OF COLORADO	54,980	97	1,182	1,728	2,372	283	39,649	467	2,793	6,365	0	44
14	UNIV OF TEXAS AT AUSTIN	45,525	186	0	15,287	9,140	248	12,197	156	1,722	6,091	51	447
15	UNIVERSITY OF UTAH	44,341	3	201	1,210	8,418	132	30,129	396	257	3,580	0	15
16	MICHIGAN STATE UNIVERSITY	43,597	11,852	25	841	1,914	995	19,140	246	206	8,244	124	10
17	UNIVERSITY OF PITTSBURGH	43,376	12	73	2,241	801	961	32,635	146	1,312	5,084	47	84
18	UNIVERSITY OF IOWA	43,010	155	50	1,176	99	900	35,279	0	2,818	2,515	0	18
19	PURDUE UNIVERSITY	41,176	10,326	45	2,227	4,075	79	12,369	206	3,085	7,532	659	573
20	UNIVERSITY OF ARIZONA	40,777	3,621	191	4,019	1,245	477	19,725	802	3,277	6,010	35	1,371
	TOTAL 1ST 20 INSTITUTIONS	1,320,991	90,454	7,160	95,495	70,785	16,644	783,695	9,204	46,764	189,525	2,330	8,935
21	TEXAS A & M UNIVERSITY	40,479	17,802	3,096	2,113	1,445	3,725	4,070	811	950	5,552	915	0
22	UNIV OF CAL DAVIS	39,324	3,886	0	569	3,833	550	19,785	453	265	4,983	0	5,000
23	UNIV ALABAMA BIRMINGHAM	37,984	120	0	441	13	0	36,640	0	59	711	0	0
24	UNIVERSITY OF FLORIDA	34,807	8,058	72	1,800	809	1,009	17,212	337	678	4,216	1	615
25	UNIVERSITY OF NEW MEXICO	31,858	97	184	5,810	1,135	52	19,282	60	515	4,365	0	359
26	UNIVERSITY OF VIRGINIA	31,167	146	25	1,186	2,864	0	22,125	74	668	3,927	0	152
27	U TENNESSEE KNOXVILLE	30,870	10,771	0	1,266	8,128	47	8,426	349	540	1,343	0	0
28	UNIV OF MISSOURI COLUMBIA	29,863	11,709	0	472	987	528	13,834	426	135	1,702	0	70
29	UNIV OF HAWAII-MANOA	29,475	826	100	3,383	6,120	442	10,432	344	2,602	5,226	0	0
30	COLORADO STATE UNIVERSITY	29,147	5,989	117	1,652	2,014	2,803	8,284	1,042	1,024	5,119	0	1,103
	TOTAL 1ST 30 INSTITUTIONS	1,655,965	149,858	10,754	114,187	98,133	25,800	943,785	13,100	54,200	226,659	3,246	16,233
31	UNIVERSITY OF CONNECTICUT	29,001	2,676	94	619	496	2	22,398	110	598	1,913	45	51
32	UNIVERSITY OF CINCINNATI	28,073	0	0	1,208	329	2,527	22,693	0	248	1,068	0	0
33	UNIVERSITY OF KENTUCKY	28,044	11,120	147	388	390	201	13,555	543	375	1,306	0	19
34	OREGON STATE UNIVERSITY	28,012	6,232	2,589	1,821	951	1,060	6,432	446	645	7,437	0	399
35	UNIVERSITY OF KANSAS	27,694	84	0	638	137	119	24,176	13	1,035	1,264	0	228
36	UNIV OF MD COLLEGE PARK	27,454	4,496	1,250	2,647	3,668	283	4,772	234	3,453	6,450	0	201
37	UNIV OF MD BALT PROF SCH	27,108	22	0	543	0	20	26,388	0	28	107	0	0
38	U TEX HLTH SCI CTR DALLAS	26,796	0	0	0	0	0	26,570	0	60	166	0	0
39	N C STATE UNIV AT RALEIGH	26,535	15,044	32	702	736	1,355	3,076	965	517	2,079	0	2,029
40	RUTGERS THE ST UNIV OF NJ	25,832	5,019	49	534	257	242	14,709	265	76	4,597	0	184
	TOTAL 1ST 40 INSTITUTIONS	1,930,514	194,551	14,915	123,287	105,097	31,609	1,108,553	15,676	61,235	252,956	3,291	19,344
41	LOUISIANA STATE UNIV	25,440	7,745	1,173	977	892	301	13,008	128	40	1,161	0	15
42	GEORGIA INSTITUTE OF TECH	25,354	0	169	14,628	2,021	409	2,713	337	1,163	3,055	460	399
43	VA POLYTECH INST & ST U	24,965	11,202	210	2,252	1,647	423	3,796	391	1,787	3,084	0	173
44	UNIVERSITY OF GEORGIA	23,532	12,417	54	241	2,622	411	4,234	176	453	2,915	0	9
45	TEMPLE UNIVERSITY	23,061	0	0	118	200	70	21,722	0	70	846	0	35
46	UNIV OF ILL MED CTR CHGO	22,928	0	0	0	0	194	22,447	0	0	287	0	0
47	WAYNE STATE UNIVERSITY	22,230	206	0	1,016	435	0	18,924	0	7	1,456	186	0
48	UNIV OF ALASKA FAIRBANKS	21,715	1,744	0	10,685	871	30	1,769	1,253	361	5,002	0	0
49	VIRGINIA COMMONWLTN UNIV	21,351	68	0	256	0	489	20,014	0	49	345	0	130
50	INDIANA UNIV-BLOOMINGTON	21,299	149	0	325	945	0	12,208	40	151	7,451	0	30
	TOTAL 1ST 50 INSTITUTIONS	2,162,389	228,082	16,521	153,785	114,730	33,936	1,229,388	18,001	65,336	278,558	3,937	20,135

SEE FOOTNOTES AT END OF TABLE.



TABLE B-32  
CONTINUED

FEDERAL OBLIGATIONS TO THE 100 PUBLIC UNIVERSITIES AND COLLEGES RECEIVING THE LARGEST AMOUNTS,  
BY AGENCY: FY 1979

(DOLLARS IN THOUSANDS)

RANK	INSTITUTION (RANKED BY TOTAL FEDERAL OBLIGATIONS)	TOTAL	USDA	COM	DOD	DDE	EPA	HEW	INT	NASA	NSF	DOT	OTHER*
51	IOWA ST U OF SCI & TECH	20,573	12,630	0	216	384	826	3,377	358	315	1,899	166	402
52	SUNY AT BUFFALO	19,776	0	202	112	85	308	16,186	0	81	2,802	0	0
53	UNIV OF MASS AT AMHERST	19,069	4,548	89	1,361	336	347	6,763	413	294	4,878	0	40
54	UNIV OF TEX CANCER CENTER	18,938	0	0	0	0	0	18,938	0	0	0	0	0
55	SUNY AT STONY BROOK	18,114	0	0	151	639	2	9,808	0	678	6,686	0	150
56	UNIV OF CAL IRVINE	18,104	55	0	857	1,151	151	11,933	35	204	3,681	25	12
57	SUNY AT BUFFALO	17,526	2,824	0	119	72	88	13,817	110	100	325	71	0
58	WASHINGTON STATE UNIV	16,602	6,593	175	327	111	680	6,296	582	69	1,734	35	0
59	COL OF MED & DENT OF N J	16,553	0	0	38	0	0	16,124	0	0	391	0	0
60	KANS ST U - AG & ARP SCI	16,456	6,430	0	324	605	30	4,108	168	125	1,188	215	3,263
TOTAL 1ST 60 INSTITUTIONS		2,344,100	261,162	16,987	157,290	118,113	36,368	1,336,738	19,667	67,182	302,142	4,449	24,002
61	U TEX HLTH SCI CTR HOUSTN	16,326	1,490	0	47	84	822	13,408	0	30	445	0	0
62	NEW MEXICO STATE UNIV	16,135	3,218	0	6,354	552	9	3,704	314	1,607	377	0	0
63	MISSISSIPPI STATE UNIV	15,987	10,562	0	84	1,228	542	2,682	265	546	78	0	0
64	WEST VIRGINIA UNIVERSITY	15,850	5,567	0	0	2,118	351	5,925	869	0	882	138	0
65	AUBURN UNIVERSITY	15,631	9,808	75	976	785	133	3,331	172	90	261	0	0
66	UNIV OF NEBRASKA-LINCOLN	15,608	6,904	0	118	480	309	4,267	240	114	2,940	146	90
67	INDIANA U-PURDUE U INDPLS	15,275	55	0	25	14	49	14,688	0	79	365	0	0
68	UNIV OREGON HLTH SCI CTR	14,972	0	0	154	0	55	14,602	0	23	138	0	0
69	UNIV OF RHODE ISLAND	14,525	2,066	2,178	1,353	46	1,026	1,838	239	69	5,710	0	0
70	FLORIDA STATE UNIVERSITY	14,490	0	1,514	1,163	1,006	363	6,372	17	201	3,231	0	623
TOTAL 1ST 70 INSTITUTIONS		2,498,899	300,832	20,754	167,564	124,426	40,027	1,407,555	21,783	69,941	316,569	4,733	24,715
71	U TEX MED BRNCH GALVESTON	14,272	0	0	251	82	178	13,099	0	253	409	0	0
72	UTAH STATE UNIVERSITY	14,112	2,980	0	4,335	122	68	2,670	911	1,101	1,316	57	552
73	UNIVERSITY OF OREGON MAIN	14,105	0	67	280	234	0	10,299	0	199	3,026	0	0
74	OKLAHOMA STATE UNIVERSITY	13,567	7,059	15	1,904	303	364	2,238	354	639	645	0	46
75	UNIV TENN CIR HEALTH SCI	12,902	57	0	40	50	0	12,487	0	78	190	0	0
76	U TEX HLTH SCI CTR S ANTO	12,848	0	0	0	0	0	12,696	0	62	90	0	0
77	HEB UNIV OF SD CAROLINA	11,574	0	0	10	0	500	11,026	0	0	38	0	0
78	UNIVERSITY OF DELAWARE	11,246	1,873	1,166	963	1,233	65	2,939	251	231	2,525	0	0
79	UNIVERSITY OF WYOMING	10,999	2,369	0	376	2,789	685	2,013	993	332	1,442	0	0
80	UNIV OF SOUTH CAROLINA	10,865	61	0	594	104	109	6,827	40	228	2,892	10	0
TOTAL 1ST 80 INSTITUTIONS		2,625,389	315,231	22,002	176,317	129,343	41,996	1,483,849	24,332	73,064	329,142	4,800	25,313
81	UNIV OF CAL SANTA BARBARA	10,647	75	0	857	904	59	4,367	380	440	3,514	0	51
82	ARIZONA STATE UNIVERSITY	10,413	189	0	260	484	30	6,673	101	781	1,895	0	0
83	CLEMSON UNIVERSITY	10,372	7,920	39	264	32	232	994	216	76	590	9	0
84	MEDICAL COL OF GEORGIA	8,819	0	0	0	0	0	8,679	0	0	140	0	0
85	UNIVERSITY OF MISSISSIPPI	8,787	0	0	117	0	120	7,966	116	0	474	0	0
86	SUNY AT ALBANY	8,773	656	0	1,913	753	0	6,582	35	542	1,907	0	385
87	U P - REGIONAL COL ADMN	8,755	0	0	0	0	0	8,755	0	0	0	0	0
88	MONTANA STATE UNIVERSITY	8,677	3,628	52	232	171	758	2,337	347	0	1,152	0	0
89	TEXAS TECH UNIVERSITY	8,640	431	0	770	1,815	747	3,627	90	26	1,008	0	126
90	U OF NEB MED CTR AT OMAHA	8,562	0	0	0	0	0	8,521	0	0	41	0	0
TOTAL 1ST 90 INSTITUTIONS		2,717,834	328,130	22,093	180,730	133,502	43,942	1,538,350	25,611	74,929	339,863	4,809	25,875
91	UNIV OF CAL RIVERSIDE	8,331	1,215	0	316	980	515	2,853	0	140	2,312	0	0
92	UNIVERSITY OF N DAKOTA	8,149	833	0	0	4,481	0	3,866	1,698	0	271	0	0
93	U OF HOUSTON CENTRAL CAM	8,138	60	0	589	332	0	4,824	0	873	1,399	0	61
94	SUNY DOWNSTATE MED CTR	8,111	0	0	77	0	0	8,034	0	0	0	0	0
95	UNIV OF P R-MAYAGUEZ	8,076	5,336	0	0	1,913	0	489	110	0	228	0	0
96	UNIV OF P R-MED SCI CAMPUS	8,053	0	0	0	323	0	7,722	0	0	8	0	0
97	UNIV OF OKLA HLTH SCI CTR	8,017	33	0	10	0	0	7,924	0	43	7	0	0
98	UNIV OF ILL CHICAGO CIR	7,868	9	165	1,120	86	108	4,090	0	11	2,279	0	0
99	SOUTHERN U & ACM COLLEGE	7,512	1,229	0	30	0	13	4,994	0	25	316	70	835
100	UNIV OF NEW HAMPSHIRE	7,490	2,246	1,340	672	201	0	1,095	163	989	784	0	0
TOTAL 1ST 100 INSTITUTIONS		2,797,579	339,091	23,598	183,544	138,818	44,578	1,584,241	27,582	77,010	347,467	4,879	26,771

\* INCLUDES AID, MUD, LABOR, AND NRC.

1/ DATA FOR PENNSYLVANIA STATE UNIVERSITY INCLUDE \$13,411 OBLIGATED TO THE APPLIED RESEARCH LABORATORY, FORMERLY CONSIDERED A FEDERALLY FUNDED RESEARCH AND DEVELOPMENT CENTER.

SOURCE: NATIONAL SCIENCE FOUNDATION



FEDERAL OBLIGATIONS TO THE 100 PRIVATE UNIVERSITIES AND COLLEGES RECEIVING THE LARGEST AMOUNTS, BY AGENCY, FY 1979

(DOLLARS IN THOUSANDS)

RANK	INSTITUTION (RANKED BY TOTAL FEDERAL OBLIGATIONS)	TOTAL	USDA	COM	DOO	DOE	EPA	HEW	INT	NASA	NSF	DOT	OTHER*
	UNITED STATES TOTAL	2,613,908	20,393	6,697	333,527	120,424	17,498	1,765,938	3,600	50,694	278,368	3,077	13,692
1	JOHNS HOPKINS UNIVERSITY	291,020	3	492	201,048	3,323	270	78,242	31	1,210	5,420	0	981
2	HOWARD UNIVERSITY	130,047	28	0	36	78	126	128,289	0	659	529	0	302
3	MASS INST OF TECHNOLOGY	124,731	171	2,247	15,024	43,263	718	27,070	722	8,738	25,689	610	479
4	STANFORD UNIVERSITY	109,710	121	25	12,870	5,099	5,270	57,304	142	5,107	23,464	232	76
5	HARVARD UNIVERSITY	93,457	334	387	2,637	3,917	172	69,046	0	4,314	12,183	41	426
6	COLUMBIA UNIV MAIN DIV	88,954	0	238	5,009	3,253	19	59,923	0	2,001	17,739	37	735
7	CORNELL UNIVERSITY	86,048	14,350	30	2,884	1,871	610	35,694	390	1,795	27,715	0	709
8	UNIV OF PENNSYLVANIA	80,386	354	0	3,824	3,402	346	61,097	15	267	10,007	221	813
9	YALE UNIVERSITY	75,950	105	35	2,643	5,068	40	60,308	0	200	7,501	0	50
10	UNIV OF SOUTHERN CAL	61,440	0	331	13,791	1,073	228	38,253	103	1,590	5,653	171	247
	TOTAL 1ST 10 INSTITUTIONS	1,141,703	15,466	3,785	259,766	70,347	7,799	615,226	1,403	25,881	135,900	1,312	4,818
11	UNIVERSITY OF CHICAGO	60,046	60	0	679	3,299	0	40,735	0	4,462	10,726	0	85
12	WASHINGTON UNIVERSITY	56,794	0	299	738	850	875	49,483	2	975	3,426	0	146
13	DUKE UNIVERSITY	51,668	105	0	1,388	1,951	928	42,521	0	205	4,559	0	11
14	NEW YORK UNIVERSITY	51,186	179	110	1,400	3,925	328	41,071	0	857	2,732	0	584
15	GALNAUDET COLLEGE	45,757	0	0	0	0	0	45,719	0	0	38	0	0
16	YESHIVA UNIVERSITY	43,678	0	0	0	0	0	42,638	0	0	1,040	0	0
17	UNIVERSITY OF ROCHESTER	43,663	0	0	1,027	6,455	44	31,216	0	83	4,838	0	0
18	UNIVERSITY OF MIAMI	41,199	18	262	2,890	597	753	27,649	123	516	8,391	0	0
19	NORTHWESTERN UNIVERSITY	38,521	31	0	2,062	1,241	0	25,643	65	74	7,635	155	1,615
20	CASE WESTERN RESERVE UNIV	37,706	7	101	1,081	1,412	202	29,446	71	1,248	4,090	0	48
	TOTAL 1ST 20 INSTITUTIONS	1,611,921	15,866	4,557	271,031	90,077	10,929	991,347	1,664	34,301	183,375	1,467	7,307
21	CALIFORNIA INST OF TECH	35,442	10	98	3,391	4,409	65	9,976	678	4,650	12,165	0	0
22	BAYLOR COL OF MEDICINE	33,268	0	0	261	0	248	32,125	0	277	357	0	0
23	BOSTON UNIVERSITY	32,893	0	0	782	316	44	30,008	0	248	1,335	0	100
24	VANDERBILT UNIVERSITY	26,111	2	0	136	206	111	24,178	0	95	1,347	0	36
25	CUNY MT SINAI SCH OF MED	25,446	0	0	9	0	53	25,013	0	0	371	0	0
26	PRINCETON UNIVERSITY	22,772	0	84	2,493	3,410	90	6,483	0	2,482	7,247	481	2
27	GEORGE WASHINGTON UNIV	22,731	264	22	2,309	593	263	16,638	0	1,515	1,069	0	58
28	EMORY UNIVERSITY	20,060	0	0	63	141	43	19,191	0	195	427	0	0
29	WOODS HOLE OCEANOGRAPHIC INST	19,613	0	0	6,427	1,265	0	0	0	0	11,931	0	0
30	GEORGETOWN UNIVERSITY	19,040	154	0	997	0	0	16,775	0	0	428	0	9
	TOTAL 1ST 30 INSTITUTIONS	1,869,297	16,296	4,761	287,899	101,084	11,846	1,171,794	2,342	43,763	220,052	1,948	7,512
31	ROCKEFELLER UNIVERSITY	18,619	60	0	201	697	15	16,166	0	35	1,445	0	0
32	CARNEGIE-MELLON UNIV	17,962	0	0	5,233	2,679	38	4,134	108	123	5,507	0	85
33	TUFTS UNIVERSITY	17,474	1,080	0	225	732	62	14,651	0	83	641	0	0
34	BROWN UNIVERSITY	16,772	0	0	1,399	1,405	0	7,310	53	420	6,178	0	7
35	UNIVERSITY OF DAYTON	15,560	0	0	14,031	203	139	751	0	186	113	37	0
36	SYRACUSE UNIVERSITY	14,956	208	0	3,582	393	630	7,285	0	158	1,920	0	780
37	TULANE UNIVERSITY	14,077	211	0	85	0	211	11,687	0	45	734	0	1,104
38	THOMAS JEFFERSON UNIV	13,012	0	0	42	30	167	12,736	0	0	37	0	0
39	MEMHARRY MEDICAL COLLEGE	12,642	0	0	0	0	0	12,429	0	55	154	0	0
40	INTER AM U P R-SAN GERMAN	11,822	0	0	0	0	0	11,750	0	0	72	0	0
	TOTAL 1ST 40 INSTITUTIONS	2,022,193	17,855	4,816	312,697	107,323	13,108	1,270,693	2,503	44,868	236,857	1,985	9,488
41	DARTMOUTH COLLEGE	11,379	73	0	190	210	32	9,515	0	275	1,024	0	60
42	BRANDEIS UNIVERSITY	11,221	0	0	78	375	0	7,969	0	42	1,957	0	800
43	ST LOUIS UNIVERSITY	11,110	0	0	248	0	8	9,657	0	25	392	0	780
44	MEDICAL COLLEGE OF WIS	11,104	70	0	104	0	0	10,765	0	0	165	0	0
45	NEW YORK MEDICAL COLLEGE	9,846	0	0	0	72	0	9,646	0	0	128	0	0
46	RENSSELAER POLYTECH INST	9,265	0	499	1,603	1,086	258	1,581	0	910	3,100	0	228
47	WAKE FOREST UNIVERSITY	8,957	0	0	0	52	50	8,822	0	0	33	0	0
48	ALBANY MEDICAL COLLEGE	8,694	150	0	0	0	0	8,516	0	0	28	0	0
49	HAHNEMANN MED COL & HOSP	8,542	0	0	107	0	0	8,435	0	0	0	0	0
50	UNIVERSITY OF DENVER	8,419	0	0	1,972	408	1,028	3,472	0	393	1,146	0	0
	TOTAL 1ST 50 INSTITUTIONS	2,120,730	18,148	5,315	316,999	109,526	14,484	1,349,071	2,503	46,513	244,830	1,985	11,356

SEE FOOTNOTES AT END OF TABLE.

TABLE B-33  
CONTINUED

FEDERAL OBLIGATIONS TO THE 100 PRIVATE UNIVERSITIES AND COLLEGES RECEIVING  
THE LARGEST AMOUNTS, BY AGENCY: FY 1979

(DOLLARS IN THOUSANDS)

RANK	INSTITUTION (RANKED BY TOTAL FEDERAL OBLIGATIONS)	TOTAL	USDA	COM	DOD	DOE	EPA	HEW	INT	NASA	NSF	DOT	OTHER*
51	UNIVERSITY OF NOTRE DAME	7,960	0	0	453	2,521	190	2,624	0	86	1,993	0	93
52	NORTHEASTERN UNIVERSITY	7,446	80	0	1,155	80	14	4,073	0	0	1,732	0	312
53	LOMA LINDA UNIVERSITY	6,445	0	0	0	0	0	6,445	0	0	0	0	0
54	BOSTON COLLEGE	6,422	0	0	2,165	60	21	3,098	10	0	338	0	730
55	PUERTO RICO JR COL	6,059	0	0	0	0	0	5,821	0	0	238	0	0
56	RUSH UNIVERSITY	5,987	0	0	0	0	0	5,987	0	0	0	0	0
57	RICE UNIVERSITY	5,875	0	0	477	969	200	1,759	0	517	1,953	0	0
58	TUSKEGEE INSTITUTE	5,782	1,566	0	41	84	2	3,568	0	161	90	0	270
59	THE MEDICAL COL OF PENNA	5,473	0	0	0	0	0	5,461	0	0	12	0	0
60	LOYOLA UNIV - CHICAGO	5,374	150	0	19	46	0	4,977	0	0	182	0	0
TOTAL 1ST 60 INSTITUTIONS		2,183,553	19,944	5,315	321,309	113,286	14,911	1,392,884	2,513	47,277	251,368	1,985	12,761
61	LEHIGH UNIVERSITY	4,975	0	198	1,454	502	0	809	0	276	1,640	0	96
62	POLYTECHNIC INST OF N Y	4,969	0	97	2,152	150	8	1,129	0	252	1,043	138	0
63	CATHOLIC UNIV OF P R	4,791	0	0	0	0	0	4,791	0	0	0	0	0
64	DREXEL UNIVERSITY	4,248	0	0	599	589	124	1,586	137	413	800	0	0
65	COLUMBIA U TEACHERS COL	4,062	0	0	0	0	0	3,818	0	0	244	0	0
66	LONG ISLAND UNIVERSITY	3,896	0	0	0	0	0	3,294	0	0	602	0	0
67	ILLINOIS INST OF TECH	3,860	0	0	705	282	204	1,349	0	117	1,203	0	0
68	FORDHAM UNIVERSITY	3,792	0	0	0	0	0	3,778	0	0	14	0	0
69	CATHOLIC UNIV OF AMERICA	3,595	2	0	919	69	0	1,946	0	144	381	0	134
70	MARQUETTE UNIVERSITY	3,413	0	0	74	40	48	2,828	0	36	270	0	118
TOTAL 1ST 70 INSTITUTIONS		2,225,154	19,946	5,610	327,212	114,918	15,295	1,418,212	2,650	48,514	257,565	2,123	13,109
71	CREIGHTON UNIVERSITY	3,306	0	0	0	0	40	3,212	0	0	54	0	0
72	UNIV OF THE SACRED HEART	3,063	0	0	0	0	0	3,063	0	0	0	0	0
73	BANK STREET COL OF ED	2,948	0	0	0	0	0	2,948	0	0	0	0	0
74	OREM POST-GRAD MED SCHOOL	2,930	0	0	0	0	0	2,930	0	0	0	0	0
75	PAINE COLLEGE	2,861	0	0	0	0	0	2,861	0	0	0	0	0
76	GEO PEABODY COL TEACHERS	2,818	0	0	0	0	0	2,818	0	0	0	0	0
77	TALLADEGA COLLEGE	2,816	0	0	0	0	0	2,494	0	41	281	0	0
78	FAIRLEIGH DICKINSON UNIV	2,792	0	626	60	42	0	1,748	0	15	301	0	0
79	KIRKSVILLE COL OSTEO MED	2,730	0	0	0	0	0	2,730	0	0	0	0	0
80	UNIV OF SAN FRANCISCO	2,729	0	0	0	0	0	2,321	63	293	52	0	0
TOTAL 1ST 80 INSTITUTIONS		2,254,147	19,946	6,236	327,272	114,960	15,335	1,445,337	2,713	48,863	258,253	2,123	13,109
81	STEVENS INSTITUTE OF TECH	2,682	0	299	1,204	107	0	347	75	25	425	0	0
82	CLARKSON COLLEGE OF TECH	2,677	0	0	664	160	70	589	0	190	930	74	0
83	BRIGHTON YOUNG UNIVERSITY	2,661	221	0	183	1,724	0	375	6	27	125	0	0
84	SOUTHERN METHODIST UNIV	2,661	0	0	402	308	0	985	0	127	839	0	0
85	TEXAS CHRISTIAN UNIV	2,515	0	0	192	0	0	2,117	0	0	178	28	0
86	AMERICAN UNIVERSITY	2,489	3	0	166	204	0	1,666	5	0	350	0	95
87	PHILA COL OSTEOPATHIC MED	2,480	0	0	0	0	0	2,480	0	0	0	0	0
88	WESLEYAN UNIVERSITY	2,375	0	0	0	13	0	1,936	0	0	426	0	0
89	UNIVERSITY OF THE PACIFIC	2,317	0	0	0	0	71	2,246	0	0	0	0	0
90	STILLMAN COLLEGE	2,287	0	0	0	0	0	2,287	0	0	0	0	0
TOTAL 1ST 90 INSTITUTIONS		2,279,291	20,170	6,535	330,083	117,476	15,476	1,460,565	2,799	49,232	261,526	2,225	13,204
91	SETON HALL UNIVERSITY	2,277	0	0	0	0	0	2,262	0	0	15	0	0
92	U HLTH SCI/CHGO MED SCH	2,261	0	0	0	0	0	2,261	0	0	0	0	0
93	NEW YORK INST TECHNOLOGY	2,237	0	0	0	0	0	2,237	0	0	0	0	0
94	ATLANTA UNIVERSITY	2,126	10	0	0	309	54	1,426	39	0	271	0	17
95	AOELPMI UNIVERSITY	2,119	0	0	0	10	0	2,042	0	0	67	0	0
96	DAKWOOD COLLEGE	2,109	0	0	0	0	0	2,109	0	0	0	0	0
97	EASTERN VA MEDICAL SCHOOL	2,088	0	0	0	59	0	1,961	0	0	68	0	0
98	KANSAS CITY COL OSTEO MED	2,079	0	0	0	0	0	2,079	0	0	0	0	0
99	HAMPTON INSTITUTE	2,065	0	0	10	0	0	1,582	0	293	180	0	0
100	WORLD UNIVERSITY	2,063	0	0	0	0	0	1,924	0	0	139	0	0
TOTAL 1ST 100 INSTITUTIONS		2,300,715	20,180	6,535	330,093	117,854	15,530	1,480,448	2,838	49,523	262,266	2,225	13,221

\* INCLUDES HUD, LABOR, AND NRC.

1/ DATA FOR JOHNS HOPKINS UNIVERSITY INCLUDE \$200,057 OBLIGATED TO THE APPLIED PHYSICS LABORATORY, FORMERLY CONSIDERED A FEDERALLY FUNDED RESEARCH AND DEVELOPMENT CENTER.

SOURCE: NATIONAL SCIENCE FOUNDATION

(DOLLARS IN THOUSANDS)

STATE & INSTITUTION	TOTAL, ALL ACTIVITIES	ACADEMIC SCIENCE							
		TOTAL ACADEMIC SCIENCE	RESEARCH AND DEVELOPMENT	R&D PLANT	FACIL FOR INSTR IN SCI & ENG	FELLOWSHIPS TRAINEESHIPS TRNG GRANTS	GENERAL SUPPORT FOR SCI	OTHER SCIENCE	NON-SCIENCE
UNITED STATES, TOTAL	6,195,596	4,469,632	3,846,321	32,068	33,245	204,805	92,483	260,710	1,725,964
ALABAMA, TOTAL	96,991	55,715	41,186	0	122	3,785	2,855	7,767	41,276
ALA LUTHERAN ACAD AND C	230	0	0	0	0	0	0	0	230
ALABAMA A & M UNIVERSITY	3,370	2,591	1,621	0	0	139	250	581	779
ALABAMA CHRISTIAN COLLEGE	179	0	0	0	0	0	0	0	179
ALABAMA STATE UNIVERSITY	2,479	0	0	0	0	0	0	0	2,479
ALABAMA TECHNICAL COL	68	0	0	0	0	0	0	0	68
ALEXANDER CITY ST JR COL	282	0	0	0	0	0	0	0	282
ATHENS STATE COLLEGE	44	0	0	0	0	0	0	0	44
AUBURN UNIVERSITY	15,631	12,928	5,838	0	32	539	347	6,172	2,703
BIRMINGHAM SOUTHERN COL	319	22	0	0	0	0	0	22	297
BREWER STATE JUNIOR COL	308	0	0	0	0	0	0	0	308
CALHOUN STATE CMTY COL	505	242	0	0	0	0	242	0	263
CHATTANOOCHEE VALLEY C C	150	0	0	0	0	0	0	0	150
ENTERPRISE JUNIOR COLLEGE	156	0	0	0	0	0	0	0	156
FAULKNER STATE JUNIOR COL	82	0	0	0	0	0	0	0	82
G C WALLACE ST C C OOTHAM	241	0	0	0	0	0	0	0	241
G C WALLACE ST CC SELMA	217	0	0	0	0	0	0	0	217
G C WLLCE ST CMTY COL HAN	105	0	0	0	0	0	0	0	105
GADSDEN STATE JUNIOR COL	290	0	0	0	0	0	0	0	290
HUNTINGDON COLLEGE	566	0	0	0	0	0	0	0	566
JACKSONVILLE STATE UNIV	618	0	0	0	0	0	0	0	618
JEFFERSON DAVIS ST JR COL	154	0	0	0	0	0	5	0	154
JEFFERSON STATE JR COL	886	5	0	0	0	0	0	0	881
JUDSON COLLEGE	28	0	0	0	0	0	0	0	28
LAWSON STATE CMTY COLLEGE	477	0	0	0	0	0	0	0	477
LIVINGSTON UNIVERSITY	1,032	0	0	0	0	0	0	0	1,032
LOMAX-MANNON JR COLLEGE	95	0	0	0	0	0	0	0	95
LURLEEN B WALLACE ST JR C	522	0	0	0	0	0	0	0	522
MARION MILITARY INSTITUTE	18	0	0	0	0	0	0	0	18
MILES COLLEGE	1,160	185	0	0	0	122	63	0	975
MOBILE COLLEGE	250	0	0	0	0	0	0	0	250
NORTHEAST ST JR COL	260	0	0	0	0	0	0	0	260
NORTHWEST ALA ST JR COL	313	5	0	0	5	0	0	0	308
OSBORN COLLEGE	2,109	0	0	0	0	0	0	0	2,109
PATRICK HENRY ST JR COL	32	0	0	0	0	0	0	0	32
S D BISHOP ST JR COLLEGE	922	154	0	0	0	0	154	0	768
SAMPSON UNIVERSITY	362	0	0	0	0	0	0	0	362
SELMA UNIVERSITY	448	170	0	0	0	0	148	22	278
SHELTON STATE COL	3	0	0	0	0	0	0	0	3
SNEAD STATE JUNIOR COL	50	0	0	0	0	0	0	0	50
SOUTHEASTERN BIBLE COL	33	0	0	0	0	0	0	0	33
SOUTHERN BENEDICTINE COL	51	0	0	0	0	0	0	0	51
SOUTHERN UNION ST JR COL	331	0	0	0	0	0	0	0	331
SPRING HILL COLLEGE	510	0	0	0	0	0	0	0	510
STILLMAN COLLEGE	2,287	0	0	0	0	0	0	0	2,287
TALLADEGA COLLEGE	2,816	648	65	0	0	119	464	0	2,168
THE UNIVERSITY OF ALABAMA	4,541	1,916	1,444	0	0	309	110	53	2,625
TROY ST U-DOOTHAN-FT ROCKE	4	0	0	0	0	0	0	0	4
TROY ST U-MONTGOMERY	181	177	0	0	0	0	177	0	4
TROY ST UNIV MAIN CAMPUS	457	0	0	0	0	0	0	0	457
TUSKEGEE INSTITUTE	5,782	2,772	1,633	0	0	98	486	560	3,010
UNIV ALABAMA BIRMINGHAM	37,984	29,650	26,776	0	85	2,192	340	257	8,334
UNIV ALABAMA HUNTSVILLE	2,183	1,922	1,629	0	0	230	0	63	261
UNIV OF ALABAMA SYS OFF	224	224	224	0	0	0	0	0	0
UNIV OF NORTH ALABAMA	331	0	0	0	0	0	0	0	331
UNIV OF SOUTH ALABAMA	3,869	2,072	1,956	0	0	42	69	5	1,797
UNIVERSITY OF MONTEVALLO	403	32	0	0	0	0	0	32	371
WALKER COLLEGE	43	0	0	0	0	0	0	0	43
ALASKA, TOTAL	27,457	23,675	21,989	19	47	278	487	857	3,782
ALASKA PACIFIC UNIVERSITY	297	0	0	0	0	0	0	0	297
INUPIAT UNIV OF THE ARCTC	4	0	0	0	0	0	0	0	4
SHELDON JACKSON COLLEGE	194	0	0	0	0	0	0	0	194
UNIV OF ALASKA ANCHORAGE	4,871	3,507	3,268	0	0	0	194	45	1,364
UNIV OF ALASKA FAIRBANKS	21,715	20,168	18,721	19	47	276	293	812	1,547
UNIV OF ALASKA STHEASTRN	106	0	0	0	0	0	0	0	106
UNIV OF ALASKA SYSTEM OFF	270	0	0	0	0	0	0	0	270
ARIZONA, TOTAL	59,469	40,738	34,897	9	1,079	1,469	1,109	2,176	18,731
AMER GR SCM INTL MANAGHT	52	0	0	0	0	0	0	0	52
ARIZONA COLLEGE OF TECH	4	0	0	0	0	0	0	0	4
ARIZONA STATE UNIVERSITY	10,413	5,367	4,675	9	532	62	33	56	5,046
ARIZONA WESTERN COLLEGE	674	0	0	0	0	0	0	0	674
CENTRAL ARIZONA COLLEGE	436	0	0	0	0	0	0	0	436
COCHISE COLLEGE	88	0	0	0	0	0	0	0	88
COLLEGE OF GANADO	466	10	10	0	0	0	0	0	456
EASTERN ARIZONA COLLEGE	322	0	0	0	0	0	0	40	322
GLENDALE COMMUNITY COL	205	0	0	0	0	0	0	0	205
GRAND CANYON COLLEGE	137	0	0	0	0	0	0	0	137
MARICOPA TECH CMTY COL	67	0	0	0	0	0	0	0	67
MESA COMMUNITY COLLEGE	518	0	0	0	0	0	0	0	518
MOHAVE CMTY COLLEGE	25	4	4	0	0	0	0	0	21
NAVAJO COMMUNITY COLLEGE	1,525	317	80	0	0	92	135	10	1,208
NORTHERN ARIZONA UNIV	1,834	551	258	0	0	30	206	57	1,283
PHOENIX COLLEGE	395	0	0	0	0	0	0	0	395
PIMA COMMUNITY COLLEGE	809	234	0	0	17	0	217	0	575
SCOTTSDALE CMTY COLLEGE	84	24	24	0	0	0	0	0	60
UNIVERSITY OF ARIZONA	40,777	34,231	29,846	0	529	1,285	518	2,053	6,546
YAVAPAI COLLEGE	638	0	0	0	0	0	0	0	638

SEE FOOTNOTES AT END OF TABLE.

(DOLLARS IN THOUSANDS)

STATE & INSTITUTION	TOTAL, ALL ACTIVITIES	ACADEMIC SCIENCE							NON- SCIENCE
		TOTAL ACADEMIC SCIENCE	RESEARCH AND DEVELOPMENT	R&D PLANT	FACIL FOR INSTR IM SCI & ENG	FELLOWSHIPS TRNG GRANTS	GENERAL SUPPORT FOR SCI	OTHER SCIENCE	
<b>ARKANSAS, TOTAL</b>	<b>28,909</b>	<b>14,514</b>	<b>8,594</b>	<b>0</b>	<b>111</b>	<b>404</b>	<b>408</b>	<b>5,397</b>	<b>14,095</b>
ARKANSAS BAPTIST COLLEGE	49	0	0	0	0	0	0	0	49
ARKANSAS COLLEGE	54	0	0	0	0	0	0	0	54
ARKANSAS STATE UNIVERSITY	749	103	47	0	0	56	0	0	646
ARKANSAS TECH UNIVERSITY	332	28	0	0	0	28	0	0	304
CENTRAL BAPTIST COLLEGE	39	0	0	0	0	0	0	0	39
COLLEGE OF THE OZARKS	309	0	0	0	0	0	0	0	309
CROWLEY'S RIDGE COLLEGE	25	0	0	0	0	0	0	0	15
EAST ARK CMTY COL	268	0	0	0	0	0	0	0	268
GARLAND CO CMTY COL	286	0	0	0	0	0	0	0	286
HARDING COLLEGE	365	0	0	0	0	0	0	9	365
HENDERSON STATE UNIV	573	9	0	0	0	0	0	0	564
HENDRIX COLLEGE	92	0	0	0	0	0	0	0	92
JOHN BROWN UNIVERSITY	260	16	16	0	0	0	0	0	244
MISS COUNTY COMMUNITY COL	941	896	896	0	0	0	0	0	45
NORTHERN ARKANSAS C COLL	240	0	0	0	0	0	0	0	240
OUACHITA BAPTIST UNIV	337	0	0	0	0	0	0	0	337
PHILANDER SMITH COLLEGE	1,390	0	0	0	0	0	0	0	1,390
PHILLIPS COUNTY CMTY COL	602	0	0	0	0	0	0	0	602
SHORTER COLLEGE	116	0	0	0	0	0	0	0	116
SOUTHERN ARKANSAS UNIV	421	0	0	0	0	0	0	0	421
SOUTHERN BAPTIST COLLEGE	237	0	0	0	0	0	0	0	237
U OF ARK AT MONTICELLO	1,137	269	20	0	0	0	249	0	868
U OF ARKANSAS MED SCI CAM	4,423	1,929	1,830	0	17	15	67	0	2,494
UNIV OF ARK FAYETTEVILLE	6,347	4,862	4,397	0	91	287	31	56	1,485
UNIV OF ARK LITTLE ROCK	5,815	5,158	228	0	3	8	61	4,858	657
UNIV OF ARK PINE BLUFF	2,259	1,370	896	0	0	0	0	474	859
UNIV OF ARK SYS OFF	164	164	164	0	0	0	0	0	0
UNIV OF CENTRAL ARKANSAS	476	10	0	0	0	10	0	0	466
WESTARK COMMUNITY COLLEGE	66	0	0	0	0	0	0	0	66
<b>CALIFORNIA, TOTAL</b>	<b>725,106</b>	<b>614,402</b>	<b>547,098</b>	<b>7,657</b>	<b>8,493</b>	<b>30,461</b>	<b>9,257</b>	<b>11,436</b>	<b>110,734</b>
ACADEMY OF ART	90	0	0	0	0	0	0	0	90
ALLAN HAMCOCK COLLEGE	72	0	0	0	0	0	0	0	72
AMERICAN RIVER COLLEGE	232	0	0	0	0	0	0	0	232
ANTELOPE VALLEY COLLEGE	61	0	0	0	0	0	0	0	61
ARMSTRONG SCH OF BUSINESS	9	0	0	0	0	0	0	0	9
ART CTR COL OF DESIGN	63	0	0	0	0	0	0	0	63
AZUSA PACIFIC COLLEGE	139	0	0	0	0	0	0	0	139
BAKERSFIELD COLLEGE	41	0	0	0	0	0	0	0	41
BARSTOW COLLEGE	38	0	0	0	0	0	0	0	38
BETHANY BIBLE COLLEGE	129	0	0	0	0	0	0	0	129
BIOLA COLLEGE	222	0	0	0	0	0	0	0	222
BUTTE COLLEGE	28	0	0	0	0	0	0	0	28
CABRILLO COLLEGE	41	0	0	0	0	0	0	0	41
CAL COL OF ARTS & CRAFTS	198	0	0	0	0	0	0	0	198
CAL COL OF PODIATRIC MED	368	0	0	0	0	0	9	10	368
CAL POLY ST U SAN LUIS OB	814	273	254	0	0	0	0	0	541
CAL SCH PROF PSYCH-BERKLY	4	0	0	0	0	0	0	0	4
CAL SCH PROF PSYCH-FRESNO	4	0	0	0	0	0	0	0	4
CAL SCH PROF PSYCH-L A	4	0	0	0	0	0	0	0	4
CAL SCH PROF PSYCH-S D	4	0	0	0	0	0	0	0	4
CAL ST COL SAN BERNARDINO	422	58	47	0	0	0	11	0	364
CAL ST U DOMINGUEZ HILLS	582	198	27	0	3	2	166	0	384
CALIF INST ASIAN STUDIES	0	0	0	0	0	0	0	0	0
CALIF INST OF THE ARTS	263	0	0	0	0	0	0	0	263
CALIF ST COL BAKERSFIELD	260	40	31	0	0	0	9	0	220
CALIF ST COL STANISLAUS	659	0	0	0	0	0	0	0	659
CALIF ST POLY UNIV POMONA	1,065	73	26	0	14	0	34	0	992
CALIF ST UNIV FULLERTON	3,377	418	319	0	42	0	57	0	2,859
CALIF ST UNIV HAYWARD	932	341	341	0	0	0	0	0	591
CALIF ST UNIV LONG BEACH	2,872	405	330	0	26	26	23	0	2,467
CALIF ST UNIV LOS ANGELES	4,857	2,020	677	0	0	357	957	29	2,837
CALIF ST UNIV NORTHRIDGE	2,941	583	320	0	7	41	170	45	2,258
CALIF ST UNIV SACRAMENTO	2,890	784	655	0	0	110	0	19	2,106
CALIF STATE UNIV CHICO	2,463	1,368	206	0	0	0	0	1,162	1,095
CALIF STATE UNIV FRESNO	938	156	156	0	0	0	0	0	782
CALIFORNIA BAPTIST COL	66	0	0	0	0	0	0	0	66
CALIFORNIA CHRISTIAN COL	6	0	0	0	0	0	0	0	6
CALIFORNIA INST OF TECH	35,442	35,362	29,574	1,530	2,305	1,624	201	128	80
CALIFORNIA LUTHERAN COL	84	0	0	0	0	0	0	0	84
CALIFORNIA MARITIME ACAD	79	0	20	0	0	0	0	0	59
CANADA COLLEGE	118	0	0	0	0	0	0	0	118
CASA LOMA COLLEGE	42	0	0	0	0	0	0	0	42
CERRITOS COLLEGE	149	69	0	0	0	69	0	0	80
CERRO COSO COMM COLLEGE	22	0	0	0	0	0	0	0	22
CHAADY COLLEGE	22	0	0	0	0	0	0	0	22
CHAFFEY COLLEGE	265	0	0	0	0	0	0	0	265
CHAPMAN COLLEGE	307	12	12	0	0	0	0	0	295
CHRISTIAN HERITAGE COLL	39	0	0	0	0	0	0	0	39
CHURCH DIV SCHOOL PACIFIC	1	0	0	0	0	0	0	0	1
CITRUS COLLEGE	24	0	0	0	0	0	0	0	24
CLAREMONT GRADUATE SCHOOL	305	267	238	0	0	29	0	0	74
CLAREMONT MEN'S COLLEGE	172	98	98	0	0	0	0	0	38
COASTLINE CMTY COLLEGE	4	0	0	0	0	0	0	0	4
COGSWELL COLLEGE	20	0	0	0	0	0	0	0	20
COL OSTEO MED OF PACIFIC	583	0	0	0	0	0	0	0	583
COLLEGE OF ALAMEDA	246	0	0	0	0	0	0	0	246
COLLEGE OF MARIN	137	0	0	0	0	0	0	0	137
COLLEGE OF NOTRE DAME	111	0	0	0	0	0	0	0	111
COLLEGE OF SAN MATEO	39	0	0	0	0	0	0	0	39
COLLEGE OF THE CANYONS	27	0	0	0	0	0	0	0	27
COLLEGE OF THE DESERT	68	0	0	0	0	0	0	0	68

SEE FOOTNOTES AT END OF TABLE.



(DOLLARS IN THOUSANDS)

STATE & INSTITUTION	TOTAL, ALL ACTIVITIES	ACADEMIC SCIENCE							NON-SCIENCE
		TOTAL ACADEMIC SCIENCE	RESEARCH AND DEVELOPMENT	REQ PLANT	FACIL FOR INSTR IN SCI & ENG	FELLOWSHIPS TRNG GRANTS	GENERAL SUPPORT FOR SCI	OTHER SCIENCE	
CALIFORNIA, CONT'D									
COLLEGE OF THE REDWOODS	105	0	0	0	0	0	0	0	105
COLLEGE OF THE SEQUOIAS	128	0	0	0	0	0	0	0	128
COLLEGE OF THE SISKIYOU	51	0	0	0	0	0	0	0	51
COLUMBIA COLLEGE	19	0	0	0	0	0	0	0	19
COMPTON COMMUNITY COLLEGE	171	0	0	0	0	0	0	0	171
CONTRA COSTA COLLEGE	183	0	0	0	0	0	0	0	183
CONTRA COSTA JR COL DST SO	52	0	0	0	0	0	0	0	52
COSUMNES RIVER COLLEGE	41	0	0	0	0	0	0	0	41
CRAFTON HILLS COLLEGE	5	0	0	0	0	0	0	0	5
CTR FOR EARLY EDUCATION	4	0	0	0	0	0	0	0	4
CUESTA COLLEGE	27	0	0	0	0	0	0	0	27
CYPRESS COLLEGE	41	0	0	0	0	0	0	0	41
D-Q UNIVERSITY	46	0	0	0	0	0	0	0	46
DE ANZA COLLEGE	128	0	0	0	0	0	0	0	128
DEEP SPRINGS COLLEGE	2	0	0	0	0	0	0	0	2
DIABLO VALLEY COLLEGE	50	0	0	0	0	0	0	0	50
DOMINICAN COL SAN RAFAEL	66	0	0	0	0	0	0	0	66
DOM BOSCO TECHNICAL INST	9	0	0	0	0	0	0	0	9
OREW POST-GRAD MED SCHOOL	2,930	1,731	1,200	0	0	0	487	0	1,199
EAST LOS ANGELES COLLEGE	756	0	0	0	0	0	0	0	756
EL CAMINO COLLEGE	64	0	0	0	0	0	0	0	64
EVERGREEN VALLEY COLLEGE	9	0	0	0	0	0	0	0	9
FEATHER RIVER COLLEGE	6	0	0	0	0	0	0	0	6
FIELDING INSTITUTE	8	8	0	0	0	0	0	0	0
FOOTHILL COLLEGE	25	25	25	0	0	0	0	0	0
FOOTHILL-DEANZA CCSYS OFF	201	0	0	0	0	0	0	0	201
FRESNO CITY COLLEGE	464	146	0	0	0	0	0	0	318
FRESNO PACIFIC COLLEGE	156	0	0	0	0	62	0	0	156
FULLER THEOLOGICAL SEM	56	40	40	0	0	0	0	0	16
FULLERTON COLLEGE	53	0	0	0	0	0	0	0	53
GAVILAN COLLEGE	11	0	0	0	0	0	0	0	11
GLENDALE COMMUNITY COL	29	0	0	0	0	0	0	0	29
GOLDEN GATE UNIVERSITY	25	0	0	0	0	0	0	0	25
GOLDEN WEST COLLEGE	76	11	0	0	0	0	11	0	65
GROSSMONT COLLEGE	114	0	0	0	0	0	0	0	114
HARTNELL COLLEGE	141	0	0	0	0	0	0	0	141
HARVEY HUDD COLLEGE	885	478	143	0	0	0	250	85	407
HOLY NAMES COLLEGE	33	0	0	0	0	0	0	0	33
HUMBOLDT STATE UNIVERSITY	1,376	408	301	0	0	0	0	0	908
HUMPHREYS COLLEGE	32	0	0	0	0	0	0	0	32
IMMACULATE HEART COLLEGE	217	11	11	0	0	0	0	0	206
IMPERIAL VALLEY COLLEGE	683	0	0	0	0	0	0	0	683
INOIAN VALLEY COLLEGES	17	0	0	0	0	0	0	0	17
JOHN F KENNEDY UNIVERSITY	6	0	0	0	0	0	0	0	6
LAKE TAHOE CMTY COLLEGE	4	0	0	0	0	0	0	0	4
LANEY COLLEGE	138	0	0	0	0	0	0	0	138
LASSEN COLLEGE	167	0	0	0	0	0	0	0	167
LINCOLN UNIVERSITY (CAL)	19	0	0	0	0	0	0	0	19
LOMA LINDA UNIVERSITY	6,445	2,106	1,985	0	0	52	69	0	4,339
LONG BEACH CITY COLLEGE	219	0	0	0	0	0	0	0	219
LOS ANGELES BAPT COL SEM	31	0	0	0	0	0	0	0	31
LOS ANGELES CITY COLLEGE	1,799	37	2	0	0	0	35	0	1,762
LOS ANGELES COL CHIRO	4	0	0	0	0	0	0	0	4
LOS ANGELES HARBOR COL	347	0	0	0	0	0	0	0	347
LOS ANGELES MISSION COLL	205	0	0	0	0	0	0	0	205
LOS ANGELES PIERCE COL	63	5	0	0	0	0	0	0	58
LOS ANGELES SOUTHWEST COL	307	0	0	0	0	0	0	0	307
LOS ANGELES TR TECH COL	79	0	0	0	0	0	0	0	79
LOS ANGELES VALLEY COL	82	0	0	0	0	0	0	0	82
LOS MEDANOS COLLEGE	48	0	0	0	0	0	0	0	48
LOS RIDS O C SYS OFFICE	213	0	0	0	0	0	0	0	213
LOYOLA MARYMOUNT UNIV	636	53	49	0	0	0	0	0	583
MENLO COLLEGE	12	0	0	0	0	0	0	0	12
MERCEO COLLEGE	76	0	0	0	0	0	0	0	76
MERRITT COLLEGE	344	20	0	0	20	0	0	0	324
HILLS COLLEGE	522	102	77	0	0	0	25	0	420
MIRA COSTA COLLEGE	43	0	0	0	0	0	0	0	43
MODESTO JUNIOR COLLEGE	54	0	0	0	0	0	0	0	54
MONTEREY INST INTL STUDY	171	0	0	0	0	0	0	0	171
MONTEREY PENINSULA COL	4	0	0	0	0	0	0	0	4
MOORPARK COLLEGE	21	0	0	0	0	0	0	0	21
MOUNT SAN ANTONIO COLLEGE	58	0	0	0	0	0	0	0	58
MOUNT SAN JACINTO COLLEGE	95	0	0	0	0	0	0	0	95
MOUNT ST MARY'S COLLEGE	243	58	0	0	0	0	58	0	185
MRYMNT PALOS VERDES COLL	17	0	0	0	0	0	0	0	17
NAPA COLLEGE	68	0	0	0	0	0	0	0	68
NATIONAL UNIVERSITY	109	0	0	0	0	0	0	0	109
NEW COLLEGE OF CALIFORNIA	194	0	0	0	0	0	0	0	194
NORTHROP UNIVERSITY	138	10	0	0	0	10	0	0	128
OCCIDENTAL COLLEGE	513	139	105	0	11	8	0	0	374
OHLONE COLLEGE	115	0	0	0	0	0	0	0	115
ORANGE COAST COLLEGE	139	0	0	0	0	0	0	0	139
OTIS ART INST LA COUNTY	10	0	0	0	0	0	0	0	10
OXNARD COLLEGE	74	0	0	0	0	0	0	0	74
PACIFIC CHRISTIAN COLLEGE	18	0	0	0	0	0	0	0	18
PACIFIC OAKS COLLEGE	57	0	0	0	0	0	0	0	57
PACIFIC UNION COLLEGE	256	0	0	0	0	0	0	0	256
PALO VERDE COLLEGE	14	0	0	0	0	0	0	0	14
PALMDAR COLLEGE	296	0	0	0	0	0	0	0	296
PASADENA CITY COLLEGE	13	0	0	0	0	0	0	0	13
PATTEN BIBLE COLLEGE	9	0	0	0	0	0	0	0	9
PEPPERONE UNIVERSITY	449	0	0	0	0	0	0	0	449
PERALTA CMTY COL SYS OFF	97	0	0	0	0	0	0	0	97
PITZER COLLEGE	113	45	32	0	0	13	0	0	68

SEE FOOTNOTES AT END OF TABLE.



(DOLLARS IN THOUSANDS)

STATE & INSTITUTION	TOTAL, ALL ACTIVITIES	ACADEMIC SCIENCE							NON-SCIENCE	
		TOTAL ACADEMIC SCIENCE	RESEARCH AND DEVELOPMENT	RED PLANT	FACIL FOR INSTR IN SCI & ENG	FELLOWSHIPS TRNG GRANTS	GENERAL SUPPORT FOR SCI	OTHER SCIENCE		
CALIFORNIA, CONT'D										
POINT LOMA COLLEGE	325	7	0	0	7	0	0	0	0	318
POMONA COLLEGE	544	462	429	0	21	0	0	0	12	82
PORTERVILLE COLLEGE	16	0	0	0	0	0	0	0	0	16
REEDLEY COLLEGE	0	0	0	0	0	0	0	0	0	86
RIO HONDO COLLEGE	147	0	0	0	0	0	0	0	0	147
RIVERSIDE CITY COLLEGE	131	0	0	0	0	0	0	0	0	131
SACRAMENTO CITY COLLEGE	150	0	0	0	0	0	0	0	0	150
SADDLEBACK COLLEGE	295	3	0	0	3	0	0	0	0	292
SAN BERNARDINO VALLEY COL	120	14	13	0	3	1	0	0	0	106
SAN DIEGO CITY COLLEGE	462	223	0	0	3	223	0	0	0	239
SAN DIEGO EVENING COLLEGE	109	0	0	0	0	0	0	0	0	109
SAN DIEGO JR COL SYS OFF	176	0	0	0	0	0	0	0	0	176
SAN DIEGO MESA COLLEGE	33	0	0	0	0	0	0	0	0	33
SAN DIEGO MIRAMAR COLLEGE	31	0	0	0	0	0	0	0	0	31
SAN DIEGO STATE UNIV	5,000	2,621	2,022	0	4	511	0	84	0	3,328
SAN FRANCISCO ART INST	192	0	0	0	0	0	0	0	0	192
SAN FRANCISCO CO DISTRICT	484	0	0	0	0	0	0	0	0	484
SAN FRANCISCO CONSV MUSIC	27	0	0	0	0	0	0	0	0	27
SAN FRANCISCO STATE UNIV	2,794	1,338	907	0	15	0	111	305	0	1,456
SAN JOAQUIN DELTA COLLEGE	1,009	0	0	0	0	0	0	0	0	1,009
SAN JOSE BIBLE COLLEGE	1	0	0	0	0	0	0	0	0	1
SAN JOSE CC DIST SYS OFF	20	20	20	0	0	0	0	0	0	154
SAN JOSE CITY COLLEGE	154	0	0	0	0	0	0	0	0	154
SAN JOSE STATE UNIVERSITY	4,392	2,217	2,154	0	0	18	0	45	0	2,175
SANTA ANA COLLEGE	19	45	0	0	0	0	0	45	0	147
SANTA BARBARA CITY COL	2	0	0	0	0	0	0	0	0	237
SANTA MONICA COLLEGE	193	0	0	0	0	0	0	0	0	193
SANTA ROSA JUNIOR COLLEGE	143	0	0	0	0	0	0	0	0	113
SCRIPPS COLLEGE	121	26	26	0	0	0	0	0	0	95
SHASTA COLLEGE	77	0	0	0	0	0	0	0	0	77
SIERRA COLLEGE	36	0	0	0	0	0	0	0	0	36
SIMPSON COLLEGE (CAL)	14	0	0	0	0	0	0	0	0	14
SKYLINE COLLEGE	30	0	0	0	0	0	0	0	0	30
SOLANO COMMUNITY COLLEGE	167	0	0	0	0	0	0	0	0	167
SONOMA STATE UNIVERSITY	1,046	22	0	0	0	22	0	0	0	1,024
SOUTHERN CAL COL OPTNTRY	180	20	0	0	0	0	0	20	0	160
SOUTHERN CALIFORNIA COL	228	0	0	0	0	0	0	0	0	228
SOUTHWESTERN COLLEGE	203	0	0	0	0	0	0	0	0	203
ST MARY'S COL CALIFORNIA	112	0	0	0	0	0	0	0	0	112
ST PATRICK'S COLLEGE	1	0	0	0	0	0	0	0	0	1
STANFORD UNIVERSITY	109,710	106,508	93,596	3,884	467	6,570	1,650	341	0	3,202
Taft COLLEGE	29	0	0	0	0	0	0	0	0	29
THE WRIGHT INSTITUTE	1,619	1,550	1,526	0	0	0	0	24	0	69
UNIV OF CAL BERKELEY	66,746	60,377	52,568	0	2,192	4,108	1,008	501	0	6,369
UNIV OF CAL DAVIS	39,324	35,564	33,441	26	274	1,299	371	153	0	3,760
UNIV OF CAL IRVINE	18,104	15,215	13,739	0	120	813	485	58	0	2,889
UNIV OF CAL LOS ANGELES	102,686	93,437	86,698	45	1,181	4,624	716	173	0	9,249
UNIV OF CAL RIVERSIDE	8,331	8,078	7,570	0	207	76	186	39	0	253
UNIV OF CAL SAN DIEGO	96,091	92,502	85,464	1,428	859	3,691	719	341	0	3,589
UNIV OF CAL SAN FRANCISCO	72,967	64,536	59,395	616	180	3,861	427	57	0	8,431
UNIV OF CAL SANTA BARBARA	10,647	9,155	8,575	0	190	267	94	23	0	1,492
UNIV OF CAL SANTA CRUZ	5,458	4,692	3,749	0	235	125	553	30	0	766
UNIV OF CAL SYS-WIDE PROG	12,603	12,550	5,499	0	0	0	0	0	0	53
UNIV OF SAN FRANCISCO	2,729	1,174	.763	0	0	411	0	0	0	1,555
UNIV OF SOUTHERN CAL	61,440	52,165	50,144	128	96	1,277	415	105	0	9,275
UNIV OF WEST LOS ANGELES	16	0	0	0	0	0	0	0	0	16
UNIVERSITY OF LA VERNE	376	0	0	0	0	0	0	0	0	376
UNIVERSITY OF REDLANDS	160	27	27	0	0	0	0	0	0	133
UNIVERSITY OF SAN DIEGO	481	12	0	0	0	0	0	12	0	469
UNIVERSITY OF SANTA CLARA	1,751	1,293	1,121	0	9	136	0	27	0	458
UNIVERSITY OF THE PACIFIC	2,317	571	558	0	0	13	0	0	0	1,746
US INTERNATIONAL UNIV	185	0	0	0	0	0	0	0	0	185
VENTURA COLLEGE	62	0	0	0	0	0	0	0	0	62
VICTOR VALLEY COLLEGE	49	0	0	0	0	0	0	0	0	49
W VALY JNT CC DIST SYS OF	42	0	0	0	0	0	0	0	0	42
WEST COAST BIBLE COLLEGE	15	0	0	0	0	0	0	0	0	15
WEST COAST UNIVERSITY	59	0	0	0	0	0	0	0	0	59
WEST HILLS COLLEGE	67	0	0	0	0	0	0	0	0	67
WEST LOS ANGELES COLLEGE	21	0	0	0	0	0	0	0	0	21
WEST VALLEY COLLEGE	36	0	0	0	0	0	0	0	0	36
WESTMONT COLLEGE	121	0	0	0	0	0	0	0	0	121
WHITTIER COLLEGE	109	0	0	0	0	0	0	0	0	109
WOODBURY UNIVERSITY	32	0	0	0	0	0	0	0	0	32
WORLD COLLEGE WEST	4	0	0	0	0	0	0	0	0	4
YUBA COLLEGE	213	0	0	0	0	0	0	0	0	213
<b>COLORADO, TOTAL</b>	<b>102,717</b>	<b>77,592</b>	<b>66,329</b>	<b>50</b>	<b>724</b>	<b>5,036</b>	<b>2,074</b>	<b>3,379</b>	<b>0</b>	<b>25,125</b>
ADAMS STATE COLLEGE	392	18	0	0	18	0	0	0	0	374
AIMS COMMUNITY COLLEGE	188	0	0	0	0	0	0	0	0	188
ARAPAHOE COMMUNITY COL	147	24	24	0	0	0	0	0	0	123
CHTY COL DENVER AURARIA	41	0	0	0	0	0	0	0	0	41
CHTY COL DENVER NORTH	403	0	0	0	0	0	0	0	0	403
CHTY COL DENVER RED ROCKS	4	0	0	0	0	0	0	0	0	4
CHTY COL OF DENVER SYS OF	9	0	0	0	0	0	0	0	0	9
COLD MOUNTAIN COL, WEST	70	0	0	0	0	0	0	0	0	70
COLD MTN COLLEGE EAST CAM	36	0	0	0	0	0	0	0	0	36
COLD NORTHWESTERN CHTY COL	19	0	0	0	0	0	0	0	0	19
COLORADO COLLEGE	126	32	32	0	0	0	0	0	0	88
COLORADO SCHOOL OF MINE	3,110	2,976	2,505	0	31	330	110	0	0	134
COLORADO STATE UNIVERSITY	29,147	26,490	21,135	0	316	1,579	975	2,485	0	2,657
COLORADO WOMEN'S COLLEGE	280	130	130	0	0	0	0	0	0	190
FORT LEWIS COLLEGE	305	4	4	0	0	0	0	0	0	301
INTERMOUNTAIN BIBLE COL	13	0	0	0	0	0	0	0	0	13

SEE FOOTNOTES AT END OF TABLE.



(DOLLARS IN THOUSANDS)

STATE & INSTITUTION	TOTAL, ALL ACTIVITIES	TOTAL ACADEMIC SCIENCE	RESEARCH AND DEVELOPMENT	ACADEMIC SCIENCE FACIL FOR INSTR IN SCI & ENG	FELLOWSHIPS TRNG GRANTS	GENERAL SUPPORT FOR SCI	OTHER SCIENCE	NON-SCIENCE	
<b>COLORADO, CONT'D</b>									
LAMAR COMMUNITY COLLEGE	79	0	0	0	0	0	0	79	
LORETTO HEIGHTS COLLEGE	444	0	0	0	0	0	0	444	
MESA COLLEGE	94	0	0	0	0	0	0	94	
METROPOLITAN STATE COL	618	0	0	0	0	0	0	618	
MORGAN COUNTY CC	13	0	0	0	0	0	0	13	
NAZARENE BIBLE COLLEGE	36	0	0	0	0	0	0	36	
NORTHEASTERN JUNIOR COL	140	0	0	0	0	0	0	140	
OTERO JUNIOR COLLEGE	76	0	0	0	0	0	0	76	
PIKES PEAK COMMUNITY COL	267	0	0	0	0	0	0	267	
REGIS COLLEGE	79	0	0	0	0	0	0	79	
ROCKMONT COLLEGE	27	0	0	0	0	0	0	27	
ST THOMAS SEM COL (COL)	3	0	0	0	0	0	0	3	
TRINIDAD STATE JUNIOR COL	448	1	0	1	0	0	0	447	
UNIV OF NORTHERN COLORADO	1,842	509	1	0	0	19	11	1,333	
UNIV OF SOUTHERN COLORADO	775	75	75	0	0	0	0	700	
UNIVERSITY OF COLORADO	54,980	40,216	35,765	50	284	841	773	14,764	
UNIVERSITY OF DENVER	8,419	7,117	6,658	0	74	146	129	1,302	
WESTERN ST COL COLORADO	93	0	0	0	0	0	0	93	
<b>CONNECTICUT, TOTAL</b>	<b>114,497</b>	<b>95,284</b>	<b>83,640</b>	<b>151</b>	<b>389</b>	<b>7,554</b>	<b>1,172</b>	<b>2,378</b>	<b>19,213</b>
ALBERTUS MAGNUS COLLEGE	60	0	0	0	0	0	0	60	
ANNHURST COLLEGE	29	0	0	0	0	0	0	29	
ASHUNTOCK CC	19	0	0	0	0	0	0	19	
CENTRAL CONN STATE COL	476	93	0	0	0	93	0	383	
CONNECTICUT COLLEGE	130	4	4	0	0	0	0	126	
EASTERN CONN STATE COL	229	3	3	0	0	0	0	226	
FAIRFIELD UNIVERSITY	460	14	8	0	6	0	0	446	
GREATER HARTFORD CMTY COL	182	0	0	0	0	0	0	182	
HARTFORD COL FOR WOMEN	64	0	0	0	0	0	0	64	
HARTFORD STATE TECH COL	35	0	0	0	0	0	0	35	
HOLY APOSTLES COLLEGE	2	0	0	0	0	0	0	2	
HOUSATONIC RES CMTY COL	181	0	0	0	0	0	0	181	
MANCHESTER COMMUNITY COL	116	0	0	0	0	0	0	116	
MATTATUCK COMMUNITY COL	189	0	0	0	0	0	0	189	
MIDDLESEX CMTY COL (CONN)	30	0	0	0	0	0	0	30	
MITCHELL COLLEGE	18	0	0	0	0	0	0	18	
MOHEGAN COMMUNITY COLLEGE	48	0	0	0	0	0	0	48	
MORSE OF HARTFORD	7	0	0	0	0	0	0	7	
NORTHWESTERN CONN CMTY COL	114	0	0	0	0	0	0	114	
NORWALK COMMUNITY COLLEGE	25	0	0	0	0	0	0	25	
NORWALK STATE TECH COL	4	0	0	0	0	0	0	4	
POST COLLEGE	102	0	0	0	0	0	0	102	
QUINEBAUG VALLEY CC	10	0	0	0	0	0	0	10	
QUINNIPIAC COLLEGE	346	59	59	0	0	0	0	337	
SACRED HEART UNIVERSITY	152	0	0	0	0	0	0	152	
SOUTH CENTRAL CMTY COL	290	0	0	0	0	0	0	290	
SOUTHERN CONN STATE COL	467	28	25	0	0	3	0	439	
ST ALPHONSUS COLLEGE	10	0	0	0	0	0	0	10	
ST JOSEPH COLLEGE	154	44	23	0	0	0	21	110	
THAMES VALLEY ST TECH COL	12	0	0	0	0	0	0	12	
TRINITY COLLEGE	269	48	30	18	0	0	0	221	
TUNNIS COMMUNITY COLLEGE	60	0	0	0	0	0	0	60	
UNIVERSITY OF BRIDGEPORT	655	20	20	0	0	0	0	635	
UNIVERSITY OF CONNECTICUT	29,001	22,566	18,861	30	150	990	560	6,435	
UNIVERSITY OF HARTFORD	1,683	251	20	0	0	137	0	1,432	
UNIVERSITY OF NEW HAVEN	249	32	0	0	0	0	32	217	
WATERBURY STATE TECH COL	9	0	0	0	0	0	0	9	
WESLEYAN UNIVERSITY	2,375	1,662	1,484	0	67	0	53	713	
WESTERN CONN STATE COL	185	24	24	0	0	0	0	161	
YALE UNIVERSITY	75,950	70,436	63,079	128	198	6,424	466	5,514	
<b>DELAWARE, TOTAL</b>	<b>12,970</b>	<b>10,446</b>	<b>9,122</b>	<b>0</b>	<b>15</b>	<b>96</b>	<b>91</b>	<b>1,162</b>	<b>2,434</b>
BRANDYWINE COLLEGE	198	0	0	0	0	0	0	198	
DELAWARE STATE COLLEGE	893	545	356	0	0	0	189	348	
DELAWARE TECH & CMTY COL	443	0	0	0	0	0	0	443	
GOLDEY BEACON COLLEGE	64	0	0	0	0	0	0	64	
UNIVERSITY OF DELAWARE	11,206	9,941	8,725	0	15	96	91	1,205	
WESLEY COLLEGE	98	0	0	0	0	0	0	98	
WILMINGTON COLLEGE	28	0	0	0	0	0	0	28	
<b>DISTRICT OF COLUMBIA</b>	<b>228,024</b>	<b>39,559</b>	<b>34,412</b>	<b>0</b>	<b>127</b>	<b>1,575</b>	<b>2,048</b>	<b>1,397</b>	<b>188,465</b>
AMERICAN UNIVERSITY	2,489	273	1,253	0	0	0	20	1,216	
CAMPUS-FREE COLLEGE	3	0	0	0	0	0	0	3	
CATHOLIC UNIV OF AMERICA	3,000	2,216	2,125	0	6	0	61	1,379	
GALLAUDET COLLEGE	45,248	248	164	0	0	84	24	45,509	
GEORGE WASHINGTON UNIV	22,731	16,010	15,208	0	106	361	177	6,721	
GEORGETOWN UNIVERSITY	19,040	10,120	9,472	0	0	364	200	8,920	
HOWARD UNIVERSITY	130,047	7,852	5,718	0	15	754	1,263	122,195	
MOUNT VERNON COLLEGE	34	0	0	0	0	0	0	34	
SOUTHEASTERN UNIVERSITY	88	0	0	0	0	0	0	88	
STRAYER COLLEGE	316	0	0	0	0	0	0	316	
TRINITY COLLEGE	251	0	0	0	0	0	0	251	
UNIVERSITY OF D C	3,396	1,840	532	0	0	12	384	1,556	
WASHINGTON INTERN'L COLL	183	0	0	0	0	0	0	183	
<b>FLORIDA, TOTAL</b>	<b>127,259</b>	<b>81,763</b>	<b>67,043</b>	<b>3,382</b>	<b>212</b>	<b>2,800</b>	<b>3,711</b>	<b>45,496</b>	
BARRY COLLEGE	275	0	0	0	0	0	0	275	
BETHUNE COOKMAN COLLEGE	1,397	293	0	0	0	282	11	1,104	
BISCAYNE COLLEGE	499	20	0	0	0	20	0	479	
BREVARD COMMUNITY COLLEGE	723	15	0	0	0	0	0	708	

SEE FOOTNOTES AT END OF TABLE.

(DOLLARS IN THOUSANDS)

STATE & INSTITUTION	TOTAL, ALL ACTIVITIES	ACADEMIC SCIENCE							NON-SCIENCE
		TOTAL ACADEMIC SCIENCE	RESEARCH AND DEVELOPMENT	REG PLANT	FACIL FOR INSTR IN SCI & ENG	FELLOWSHIPS TRNG GRANTS	GENERAL SUPPORT FOR SCI	OTHER SCIENCE	
FLORIDA, CONT'D									
BROWARD COMMUNITY COLLEGE	287	0	0	0	0	0	0	0	287
CENTRAL FLORIDA CHTY COL	204	0	0	0	0	0	0	0	204
CHIPOLA JUNIOR COLLEGE	67	0	0	0	0	0	0	0	67
COLLEGE OF BOCA RATON	1	0	0	0	0	0	0	0	1
DAYTONA BEACH CHTY COL	545	0	0	0	0	0	0	0	545
ECKERD COLLEGE	258	107	107	0	0	0	0	0	151
EDISON COMMUNITY COLLEGE	106	0	0	0	0	0	0	0	106
EDWARD WATERS COLLEGE	1,567	244	0	0	0	0	244	0	1,323
EMBRY-RIDDLE AERO UNIV	1,202	615	615	0	0	0	0	0	587
FLAGLER COLLEGE	76	0	0	0	0	0	0	0	76
FLORIDA A & M UNIVERSITY	3,532	2,062	1,279	0	0	0	24	441	1,370
FLORIDA ATLANTIC UNIV	487	172	-172	0	0	0	0	0	315
FLORIDA COLLEGE	26	0	0	0	0	0	0	0	26
FLORIDA INST-OF TECH	1,048	782	463	0	0	0	0	317	266
FLORIDA INTERNATIONAL U	1,677	121	121	0	0	0	0	0	1,556
FLORIDA JR COL JACKSONVL	679	0	0	0	0	0	0	0	679
FLORIDA LEXS CHTY COLLEGE	20	0	0	0	0	0	0	0	20
FLORIDA MEMORIAL COLLEGE	1,615	0	0	0	0	0	0	0	1,615
FLORIDA SOUTHERN COLLEGE	112	0	0	0	0	0	0	0	112
FLORIDA STATE UNIVERSITY	14,490	11,297	10,341	145	47	609	98	57	3,193
FORT LAUDERDALE UNIV	126	0	0	0	0	0	0	0	126
GULF COAST CHTY COLLEGE	227	0	0	0	0	0	0	0	227
HILLSBOROUGH CHTY COLLEGE	419	7	0	0	0	0	0	0	412
INDIAN RIVER CHTY COLLEGE	113	0	0	0	0	0	0	0	113
JACKSONVILLE UNIVERSITY	392	36	0	0	0	0	0	36	356
JONES COLLEGE	185	0	0	0	0	0	0	0	185
LAKE CITY COMMUNITY COL	90	0	0	0	0	0	0	0	90
LAKE-SUMTER COMMUNITY COL	53	0	0	0	0	0	0	0	53
MANATEE JUNIOR COLLEGE	166	0	0	0	0	0	0	0	166
MIAMI CHRISTIAN COLLEGE	35	0	0	0	0	0	0	0	35
MIAMI-DADE CHTY COLLEGE	5,584	0	0	0	0	0	0	0	5,584
NORTH FLORIDA JR COLLEGE	7	0	0	0	0	0	0	0	7
NOVA UNIVERSITY	618	486	430	21	0	0	0	35	132
OKALOOSA-WALTON JR COL	6	0	0	0	0	0	0	0	6
PALM BEACH ATLANTIC COLL	153	0	0	0	0	0	0	0	153
PALM BEACH JUNIOR COLLEGE	62	0	0	0	0	0	0	0	62
PASCO HERNANDO CC	62	0	0	0	0	0	0	0	62
PENSACOLA JUNIOR COLLEGE	273	0	0	0	0	0	0	0	273
FOLK COMMUNITY COLLEGE	136	0	0	0	0	0	0	0	136
ROLLINS COLLEGE	115	0	0	0	0	0	0	0	115
SANTA FE COMMUNITY COL	563	0	0	0	0	0	0	0	563
SEMINOLE COMMUNITY COL	277	0	0	0	0	0	0	0	277
SESTRN COL-ASSEMB OF GOD	118	0	0	0	0	0	0	0	118
SOUTH FLORIDA JUNIOR COL	16	0	0	0	0	0	0	0	16
ST JOHN VIANNEY COL SEM	23	0	0	0	0	0	0	0	23
ST JOHN'S RIVER CHTY COL	304	0	0	0	0	0	0	0	304
ST LEO COLLEGE	129	0	0	0	0	0	0	0	129
ST PETERSBURG JUNIOR COL	474	0	0	0	0	0	0	0	474
STATE UNIV SYS OF FLA OFF	518	518	412	0	0	0	0	106	0
STETSON UNIVERSITY	180	0	0	0	0	0	0	0	180
TALLAHASSEE COMMUNITY COL	48	0	0	0	0	0	0	0	48
TALMUDIC COL OF FLORIDA	52	0	0	0	0	0	0	0	52
TAMPA COLLEGE	97	0	0	0	0	0	0	0	97
UNIV OF CENTRAL FLORIDA	2,128	1,298	4,226	0	32	5	12	23	830
UNIV OF SOUTH FLORIDA	4,226	2,344	2,163	10	77	57	37	1,882	
UNIV OF WEST FLORIDA	953	350	326	5	0	0	20	603	
UNIVERSITY OF FLORIDA	34,807	28,795	22,057	0	89	1,157	855	4,643	6,012
UNIVERSITY OF MIAMI	41,199	32,060	27,336	3,216	24	975	227	282	9,139
UNIVERSITY OF NORTH FLA	583	41	0	0	0	0	0	41	542
UNIVERSITY OF TAMPA	191	0	0	0	0	0	0	0	191
VALENCIA COMMUNITY COL	442	0	0	0	0	0	0	0	442
WARNER SOUTHERN COLLEGE	48	0	0	0	0	0	0	0	48
WEBBER COLLEGE	24	0	0	0	0	0	0	0	24
<b>FLORIDA, TOTAL</b>	<b>105,854</b>	<b>75,320</b>	<b>61,343</b>	<b>86</b>	<b>207</b>	<b>2,075</b>	<b>2,487</b>	<b>9,122</b>	<b>30,534</b>
GEORGIA, TOTAL									
ABRAHAM BALDWIN AGRIC COL	614	0	0	0	0	0	0	0	614
AGNES SCOTT COLLEGE	44	6	0	0	0	0	0	0	38
ALBANY JUNIOR COLLEGE	214	0	0	0	0	0	0	0	214
ALBANY STATE COLLEGE	2,031	114	0	0	0	0	90	24	1,917
ANDREW COLLEGE	28	0	0	0	0	0	0	0	28
ARMSTRONG STATE COLLEGE	505	0	0	0	0	0	0	0	505
ATLANTA CHRISTIAN COL	20	0	0	0	0	0	0	0	20
ATLANTA COLLEGE OF ART	27	0	0	0	0	0	0	0	27
ATLANTA JR COLLEGE	502	50	0	0	0	0	50	0	452
ATLANTA UNIVERSITY	2,126	1,072	644	0	0	0	80	63	1,054
ATLANTA UNIVERSITY CENTER	126	126	0	0	0	126	0	0	0
AUGUSTA COLLEGE	141	137	0	0	0	0	0	37	104
BAINBRIDGE JR COLLEGE	14	0	0	0	0	0	0	0	14
BERRY COLLEGE	79	0	0	0	0	0	0	0	79
BRENAU COLLEGE	123	0	0	0	0	0	0	0	123
BREWTON-PARKER COLLEGE	227	0	0	0	0	0	0	0	227
BRUNSWICK JUNIOR COLLEGE	60	0	0	0	0	0	0	0	60
CLARK COLLEGE	1,863	73	255	0	0	28	66	124	1,390
CLAYTON JUNIOR COLLEGE	39	0	0	0	0	0	0	0	39
COLUMBUS COLLEGE	665	16	0	0	0	0	0	16	649
COVENANT COLLEGE	81	0	0	0	0	0	0	0	81
DALTON JUNIOR COLLEGE	18	0	0	0	0	0	0	0	18
DEKALB COMMUNITY COLLEGE	228	0	0	0	0	0	0	0	228
EMANUEL COUNTY JUNIOR COL	8	0	0	0	0	0	0	0	8
EMMANUEL COLLEGE	88	0	0	0	0	0	0	0	88
EMORY UNIVERSITY	20,060	15,625	14,281	0	23	551	328	442	4,435
FLOYD JUNIOR COLLEGE	134	0	0	0	0	0	0	0	134
FORT VALLEY STATE COLLEGE	2,627	2,009	1,320	0	0	0	74	615	618

SEE FOOTNOTES AT END OF TABLE.

(DOLLARS IN THOUSANDS)

STATE & INSTITUTION	TOTAL, ALL ACTIVITIES	ACADEMIC SCIENCE							
		TOTAL ACADEMIC SCIENCE	RESEARCH AND DEVELOPMENT	R&D PLANT	FACIL FOR INSTR IN SCI & ENG	FELLOWSHIPS TRNG GRANTS	GENERAL SUPPORT FOR SCI	OTHER SCIENCE	NON- SCIENCE
<b>GEORGIA, CONT'D</b>									
GAINESVILLE JUNIOR COL	26	1	0	0	1	0	0	0	25
GEORGIA COLLEGE	336	15	0	0	0	0	0	15	321
GEORGIA INSTITUTE OF TECH	25,354	24,752	24,038	0	108	317	148	141	602
GEORGIA MILITARY COLLEGE	23	0	0	0	0	0	0	0	23
GEORGIA SOUTHERN COLLEGE	336	122	90	0	11	0	0	21	424
GEORGIA SOUTHWESTERN COL	389	0	0	0	0	0	0	0	389
GEORGIA STATE UNIVERSITY	2,388	615	424	0	0	136	12	43	1,773
GORDON JUNIOR COLLEGE	174	0	0	0	0	0	0	0	174
INTERDENOMINA THEOL CTR	35	0	0	0	0	0	0	0	35
KENNESAW COLLEGE	49	0	0	0	0	0	0	0	49
LA GRANGE COLLEGE	72	0	0	0	0	0	0	0	72
Macon JUNIOR COLLEGE	179	0	0	0	0	0	0	0	179
MEDICAL COL OF GEORGIA	8,819	6,093	5,787	0	0	91	215	0	2,726
MERCER UNIVERSITY	967	0	0	0	0	0	0	0	967
MIDDLE GEORGIA COLLEGE	172	0	0	0	0	0	0	0	172
MOREHOUSE COLLEGE	1,940	350	265	0	0	0	85	0	1,590
MORRIS BROWN COLLEGE	902	50	50	0	0	0	0	0	852
NORTH GEORGIA COLLEGE	590	25	0	0	0	25	0	0	565
OGLETHORPE COLLEGE	61	0	0	0	0	0	0	0	61
PAINE COLLEGE	2,861	0	0	0	0	0	0	0	2,861
PIEDMONT COLLEGE	169	0	0	0	0	0	0	0	169
REINHARDT COLLEGE	35	0	0	0	0	0	0	0	35
SAVANNAH STATE COLLEGE	798	386	82	0	0	105	199	0	412
SHORTER COLLEGE	108	0	0	0	0	0	0	0	108
SOUTH GEORGIA COLLEGE	712	185	0	0	0	0	185	0	527
SPELMAN COLLEGE	410	0	0	0	0	0	0	0	410
THOMAS COUNTY CMTY COLL	128	0	0	0	0	0	0	0	128
TIFT COLLEGE	354	0	0	0	0	0	0	0	354
TOCCOA FALLS COLLEGE	86	0	0	0	0	0	0	0	86
TRUETT MCCONNELL COLLEGE	49	0	0	0	0	0	0	0	49
UNIVERSITY OF GEORGIA	23,532	23,140	14,057	86	58	411	955	7,573	392
VALDOSIA STATE COLLEGE	326	8	0	0	0	0	0	8	318
WAYCROSS JUNIOR COLLEGE	27	0	0	0	0	0	0	0	27
WESLEYAN COLLEGE	54	0	0	0	0	0	0	0	54
WEST GEORGIA COLLEGE	443	50	50	0	0	0	0	0	393
YOUNG HARRIS COLLEGE	48	0	0	0	0	0	0	0	48
<b>HAWAII, TOTAL</b>									
	40,221	31,131	27,970	101	101	665	623	1,671	9,090
<b>CHAMINADE U OF HONOLULU</b>									
	892	0	0	0	0	0	0	0	892
<b>HAWAII CHTY COL</b>									
	24	0	0	0	0	0	0	0	24
<b>HAWAII LOA COLLEGE</b>									
	170	0	0	0	0	0	0	0	170
<b>HAWAII PACIFIC COLLEGE</b>									
	549	0	0	0	0	0	0	0	549
<b>U OF HAWAII-HONOLULU COM C</b>									
	285	0	0	0	0	0	0	0	285
<b>U OF HAWAII-KAUAI COMM COL</b>									
	79	0	0	0	0	0	0	0	79
<b>U OF HAWAII-LEEWARD COL</b>									
	293	0	0	0	0	0	0	0	293
<b>U OF HAWAII-MAUI COMM COL</b>									
	20	0	0	0	0	0	0	0	20
<b>U OF HAWAII-WINDWARD CHTY C</b>									
	21	21	21	0	0	0	0	0	0
<b>UNIV HAWAII AT HILO</b>									
	1,552	1,175	1,150	0	0	0	0	25	377
<b>UNIV OF HAWAII KAPIOLANI CC</b>									
	153	0	0	0	0	0	0	0	153
<b>UNIV OF HAWAII SYS OFF</b>									
	6,708	4,143	2,956	0	0	35	125	1,027	2,555
<b>UNIV OF HAWAII-MANOA</b>									
	29,475	25,792	23,843	101	101	630	498	619	3,683
<b>IDAHO, TOTAL</b>									
	9,657	6,415	4,160	0	39	273	177	1,766	3,242
<b>BOISE STATE UNIVERSITY</b>									
	430	0	0	0	0	0	0	0	430
<b>COLLEGE OF IDAHO</b>									
	48	0	0	0	0	0	0	0	48
<b>COLLEGE OF SOUTHERN IDAHO</b>									
	239	0	0	0	0	0	0	0	239
<b>IDAHO STATE UNIVERSITY</b>									
	1,561	351	290	0	27	14	0	20	1,210
<b>LEWIS-CLARK STATE COLLEGE</b>									
	71	0	0	0	0	0	0	0	71
<b>NORTH IDAHO COLLEGE</b>									
	134	0	0	0	0	0	0	0	134
<b>NORTHWEST NAZARENE COL</b>									
	269	4	0	0	4	0	0	0	265
<b>UNIVERSITY OF IDAHO</b>									
	6,905	6,060	3,870	0	8	259	177	1,746	845
<b>ILLINOIS, TOTAL</b>									
	246,188	181,693	157,808	166	2,001	10,603	2,878	8,237	64,475
<b>AMER CONSERV OF MUSIC</b>									
	23	0	0	0	0	0	0	0	23
<b>AUGUSTANA COLLEGE</b>									
	192	0	0	0	0	0	0	0	192
<b>AURORA COLLEGE</b>									
	212	0	0	0	0	0	0	0	212
<b>BARAT COLLEGE</b>									
	29	0	0	0	0	0	0	0	29
<b>BELLEVILLE AREA COLLEGE</b>									
	241	0	0	0	0	0	0	0	241
<b>BLACK HAWK COLLEGE</b>									
	329	0	0	0	0	0	0	0	329
<b>BRADLEY UNIVERSITY</b>									
	470	37	0	18	0	0	0	19	433
<b>CARL SANDBURG COLLEGE</b>									
	58	0	0	0	0	0	0	0	58
<b>CENTRAL YMCA CHTY COLLEGE</b>									
	685	0	0	0	0	0	0	0	685
<b>CHICAGO COL OF OSTED MED</b>									
	1,045	0	0	0	0	0	0	0	1,045
<b>CHICAGO STATE UNIVERSITY</b>									
	1,242	390	80	0	0	111	199	0	852
<b>CITY COLLEGES OF CHICAGO</b>									
	2,160	218	0	0	0	0	218	0	1,942
<b>COLLEGE OF DU PAGE</b>									
	137	0	0	0	0	0	0	0	137
<b>COLLEGE OF LAKE COUNTY</b>									
	426	0	0	0	0	0	0	0	426
<b>COLLEGE OF ST FRANCIS</b>									
	98	0	0	0	0	0	0	0	98
<b>COLUMBIA COLLEGE</b>									
	652	25	25	0	0	0	0	0	627
<b>CONCORDIA TEACHERS COL</b>									
	89	0	0	0	0	0	0	0	89
<b>COYNE-AMERICAN INSTITUTE</b>									
	21	0	0	0	0	0	0	0	21
<b>DANVILLE AREA CHTY COL</b>									
	27	0	0	0	0	0	0	0	27
<b>DE PAUL UNIVERSITY</b>									
	1,516	731	536	0	0	195	0	0	785
<b>DEVRY INSTITUTE OF TECH</b>									
	215	0	0	0	0	0	0	0	215
<b>EASTERN ILLINOIS UNIV</b>									
	328	0	0	0	0	0	0	0	328
<b>ELGIN COMMUNITY COLLEGE</b>									
	95	12	0	0	0	0	12	0	83
<b>ELMHORST COLLEGE</b>									
	282	20	20	0	0	0	0	0	262
<b>EUREKA COLLEGE</b>									
	166	0	0	0	0	0	0	0	166
<b>FELICIAN COLLEGE</b>									
	4	0	0	0	0	0	0	0	4
<b>GARRETT-EVANGELICAL THEO SEM</b>									
	2	0	0	0	0	0	0	0	2
<b>GEM CITY COLLEGE</b>									
	14	0	0	0	0	0	0	0	14

SEE FOOTNOTES AT END OF TABLE.

(DOLLARS IN THOUSANDS)

STATE & INSTITUTION	TOTAL, ALL ACTIVITIES	ACADEMIC SCIENCE							NON- SCIENCE
		TOTAL ACADEMIC SCIENCE	RESEARCH AND DEVELOPMENT	RED PLANT	FACIL FOR INSTR IN SCI & ENG	FELLOWSHIPS TRNRS GRANTS	GENERAL SUPPORT FOR SCI	OTHER SCIENCE	
ILLINOIS, CONT'D									
GEORGE WILLIAMS COLLEGE	131	14	0	0	0	0	0	14	117
GOVERNORS STATE UNIV	1,005	96	66	0	0	0	0	30	939
GREENVILLE COLLEGE	219	0	0	0	0	0	0	0	219
HIGHLAND COMMUNITY COL	42	0	0	0	0	0	0	0	42
ILL COL OF PODIATRIC MED	452	0	0	0	0	0	0	0	452
ILL E CC LINCOLN TRAIL C	113	0	0	0	0	0	0	0	113
ILL E CC OLNEY CNTRL COL	145	0	0	0	0	0	0	0	145
ILL E CMTY COL WABASH VLY	24	0	0	0	0	0	0	0	24
ILL ESTRN CC SYS OFFICE	141	0	0	0	0	0	0	0	141
ILLINOIS BENEDICTINE COL	67	17	17	0	0	0	0	0	50
ILLINOIS CENTRAL COLLEGE	219	69	69	0	0	0	0	0	150
ILLINOIS COL OF OPTOMETRY	231	0	0	0	0	0	0	0	231
ILLINOIS COLLEGE	86	0	0	0	0	0	0	0	86
ILLINOIS INST OF TECH	3,860	3,208	2,480	0	9	304	276	139	652
ILLINOIS STATE UNIVERSITY	1,749	285	230	0	0	0	0	55	1,464
ILLINOIS VALLEY CMTY COL	34	0	0	0	0	0	0	0	34
ILLINOIS WESLEYAN UNIV	246	0	0	0	0	0	0	0	246
JOHN A LOGAN COLLEGE	449	0	0	0	0	0	0	0	449
JOHN WOOD COMMUNITY COLL	110	0	0	0	0	0	0	0	110
JOLIET JR COLLEGE	62	0	0	0	0	0	0	0	62
JUDSON COLLEGE	63	0	0	0	0	0	0	0	63
KANKAKEE COMMUNITY COL	50	0	0	0	0	0	0	0	50
KASKASKIA COLLEGE	59	0	0	0	0	0	0	0	59
KENDALL COLLEGE	59	0	0	0	0	0	0	0	59
KISHNAUKEE COLLEGE	21	0	0	0	0	0	0	0	21
KNOX COLLEGE	165	79	52	0	0	0	0	12	86
LAKE FOREST COLLEGE	135	60	0	0	0	0	0	19	75
LAKE LAND COLLEGE	80	0	0	0	0	0	0	0	80
LEWIS AND CLARK CMTY COL	99	0	0	0	0	0	0	0	99
LEWIS UNIVERSITY	876	8	0	0	0	0	0	0	868
LINCOLN CHRISTIAN COL	46	0	0	0	0	0	0	0	46
LINCOLN COLLEGE	147	0	0	0	0	0	0	0	147
LINCOLN LAND CMTY COLLEGE	158	0	0	0	0	0	0	0	158
LOYOLA UNIV - CHICAGO	5,374	2,247	2,168	0	0	0	73	0	3,127
MACOPMAC COLLEGE	37	0	0	0	0	0	0	0	37
MACHURPAY COLLEGE	189	0	0	0	0	0	0	0	189
MALLINCKRODT COLLEGE	4	0	0	0	0	0	0	0	4
MCHENRY COUNTY COLLEGE	34	0	0	0	0	0	0	0	34
MCKENDREE COLLEGE	160	0	0	0	0	0	0	0	160
MILLIKIN UNIVERSITY	169	29	8	0	0	0	0	21	140
MONMOUTH COLLEGE	159	11	0	0	0	0	0	11	148
MORAIN VALLEY CMTY COL	67	0	0	0	0	0	0	0	67
MORTON COLLEGE	52	0	0	0	0	0	0	0	52
MUNDELEIN COLLEGE	322	0	0	0	0	0	0	0	322
NAT COL OF CHIPOPPACTIC	19	0	0	0	0	0	0	0	19
NATIONAL COLLEGE OF EDUC	170	0	0	0	0	0	0	0	170
NILES COLLEGE	8	0	0	0	0	0	0	0	8
NORTH CENTRAL COLLEGE	61	0	0	0	0	0	0	0	61
NORTH PARK COL THEOL SEM	136	0	0	0	0	0	0	0	136
NORTHEASTERN ILL UNIV	1,131	11	0	0	11	0	0	0	1,120
NORTHERN ILLINOIS UNIV	3,781	1,868	1,470	0	14	264	27	93	1,913
NORTHWESTERN UNIVERSITY	38,921	33,834	31,687	0	462	1,650	612	23	4,637
OAKTON COMMUNITY COLLEGE	26	0	0	0	0	0	0	0	26
OLIVET NAZARENE COLLEGE	597	0	0	0	0	0	0	0	597
PAPKLAND COLLEGE	79	0	0	0	0	0	0	0	79
PRAIRIE STATE COLLEGE	299	0	0	0	0	0	0	0	299
QUINCY COLLEGE	158	0	0	0	0	0	0	0	158
REND LAKE COLLEGE	109	0	0	0	0	0	0	0	109
RICHLAND CMTY COL	24	0	0	0	0	0	0	0	24
ROBERT MORRIS COL (ILL)	198	0	0	0	0	0	0	0	198
ROCK VALLEY COLLEGE	62	0	0	0	0	0	0	0	62
ROOSEVELT UNIVERSITY	1,301	0	0	0	0	0	0	0	1,301
ROSARY COLLEGE	104	0	0	0	0	0	0	0	104
RUSH UNIVERSITY	5,987	4,470	4,235	0	0	118	117	0	1,517
S ILLINOIS U EDWARDSVILLE	2,618	276	252	0	0	24	0	0	2,342
SANGAMON STATE UNIVERSITY	233	91	37	0	0	44	10	0	142
SAUK VALLEY COLLEGE	32	0	0	0	0	0	0	0	32
SCHOOLS OF THE ART INST	251	0	0	0	0	0	0	0	251
SHAWNEE COLLEGE	24	0	0	0	0	0	0	0	24
SHIMER COLLEGE	258	0	0	0	0	0	0	0	258
SOUTHEASTERN ILLINOIS COL	60	0	0	0	0	0	0	0	60
SOUTHERN ILL U-CARBONDALE	5,747	2,514	1,809	0	0	525	142	38	3,233
SOUTHRN ILL UNIV SYS OFF	89	88	88	0	0	0	0	0	1
SPERTUS COLL OF JUDAICA	171	0	0	0	0	0	0	0	171
SPOON RIVER COLLEGE	155	0	0	0	0	0	0	0	155
SPRINGFIELD COL IN ILL	25	0	0	0	0	0	0	0	25
ST-XAVIER COLLEGE	303	17	17	0	0	0	0	0	286
STATE COMMUNITY COLLEGE	264	0	0	0	0	0	0	0	264
THORNTON COMMUNITY COL	41	0	0	0	0	0	0	0	41
TRINITY CHRISTIAN COL	49	0	0	0	0	0	0	0	49
TRINITY COLLEGE	89	0	0	0	0	0	0	0	89
TRINITY EVANGEL DIV SCHL	4	0	0	0	0	0	0	0	4
TRITON COLLEGE	441	38	0	0	35	0	0	0	403
U NORTH SCI/CHCGO MED SCH	2,261	921	885	0	0	0	0	0	1,340
UNIV OF ILL CHICAGO CIR	7,868	6,474	6,169	0	19	191	59	37	1,394
UNIV OF ILL MED CTR CHGO	22,928	11,321	10,661	0	24	411	201	84	11,607
UNIV OF ILL URBANA	58,057	34,784	33,954	98	1,168	1,636	341	7,607	3,273
UNIV OF ILLINOIS SYS OFF	1,469	568	520	48	0	0	0	0	931
UNIVERSITY OF CHICAGO	60,046	56,685	50,693	30	231	5,139	534	68	3,355
WAUBONSEE COMMUNITY COL	134	0	0	0	0	0	0	0	134
WESTERN ILLINOIS UNIV	907	147	139	0	0	11	0	19	730
WHEATON COLLEGE	108	0	0	0	0	0	0	0	108
WILLIAM RAINY HARPER COL	77	0	0	0	0	0	0	0	77

SEE FOOTNOTES AT END OF TABLE





(DOLLARS IN THOUSANDS)

STATE & INSTITUTION	TOTAL, ALL ACTIVITIES	ACADEMIC SCIENCE							
		TOTAL ACADEMIC SCIENCE	RESEARCH AND DEVELOPMENT	R&D PLANT	FACIL FOR INSTR IN SCI & ENG	FELLOWSHIPS TRAINEE SHIPS TRNG GRANTS	GENERAL SUPPORT FOR SCI	OTHER SCIENCE	NON-SCIENCE
<b>INDIANA, TOTAL</b>	<b>95,766</b>	<b>70,374</b>	<b>58,949</b>	<b>540</b>	<b>662</b>	<b>2,470</b>	<b>1,346</b>	<b>6,407</b>	<b>25,392</b>
ANCILLA DOMINI COLLEGE	6	0	0	0	0	0	0	0	6
ANDERSON COLLEGE	393	9	0	0	9	0	0	0	384
BALL STATE UNIVERSITY	1,480	168	64	0	4	20	39	41	1,312
BETHEL COLLEGE	59	0	0	0	0	0	0	0	59
BUTLER UNIVERSITY	301	107	99	0	0	0	0	8	194
DE PAUM UNIVERSITY	252	120	120	0	0	0	0	0	132
EARLIAM COLLEGE	233	35	0	0	25	0	10	0	198
FORT WAYNE BIBLE COL	79	0	0	0	0	0	0	0	79
FRANKLIN COL OF INDIANA	66	0	0	0	0	0	0	0	66
GOSHEN COLLEGE	372	236	236	0	0	0	0	0	136
GRACE COLLEGE	93	0	0	0	0	0	0	0	93
HANOVER COLLEGE	79	0	0	0	0	0	0	0	79
HOLY CROSS JUNIOR COLLEGE	8	0	0	0	0	0	0	0	8
HUNTINGTON COLLEGE	70	0	0	0	0	0	0	0	70
IND U-PURDUE U FORT WAYNE	209	35	35	0	0	0	0	0	174
IND YOC TECH COLLEGE	262	0	0	0	0	0	0	0	262
INDIANA CENTRAL UNIV	161	0	0	0	0	0	0	0	161
INDIANA INSTITUTE OF TECH	4	0	0	0	0	0	0	0	4
INDIANA STATE UNIVERSITY	1,568	302	278	0	0	0	0	24	1,266
INDIANA U CENTRAL SYS OFF	179	173	173	0	0	0	0	0	6
INDIANA U-PURDUE U INDIANAPOLIS	15,275	9,324	8,310	0	31	707	209	67	5,951
INDIANA UNIV KOKOMO	13	0	0	0	0	0	0	0	13
INDIANA UNIV NORTHWEST	298	15	15	0	0	0	0	0	283
INDIANA UNIV SOUTH BEND	169	0	0	0	0	0	0	0	169
INDIANA UNIV SOUTHEAST	219	0	0	0	0	0	0	0	219
INDIANA UNIV-BLOOMINGTON	21,299	14,175	12,090	220	119	806	632	308	7,124
INDIANA UNIVERSITY-EAST	79	0	0	0	0	0	0	0	79
MANCHESTER COLLEGE	133	0	0	0	0	0	0	0	133
MARION COLLEGE	547	0	0	0	0	0	0	0	547
OAKLAND CITY COLLEGE	336	0	0	0	0	0	0	0	336
PURDUE UNIVERSITY	41,176	38,213	30,832	175	316	661	379	5,890	2,963
POSE-HULMAN INST OF TECH	152	32	32	0	0	0	0	0	120
ST-FRANCIS COLLEGE	236	0	0	0	0	0	0	0	236
ST JOSEPH'S COLLEGE	328	0	0	0	0	0	0	0	328
ST MARY-OF-THE-WOODS COL	19	2	0	0	2	0	0	0	17
ST MARY'S COLLEGE	96	20	20	0	0	0	0	0	76
ST MEINRAD COLLEGE	29	7	0	0	7	0	0	0	22
ST MEINRAD SCH - THEOLOGY	8	0	0	0	0	0	0	0	8
TAYLOR UNIVERSITY	129	0	0	0	0	0	0	0	129
TRI-STATE UNIVERSITY	73	0	0	0	0	0	0	0	73
UNIVERSITY OF EVANSVILLE	354	0	0	0	0	0	0	0	354
UNIVERSITY OF NOTRE DAME	7,960	7,394	6,008	145	149	276	77	109	566
VALPARAISO UNIVERSITY	216	7	7	0	0	0	0	0	209
VINCENNES UNIVERSITY	706	0	0	0	0	0	0	0	706
WABASH COLLEGE	42	0	0	0	0	0	0	0	42
<b>IOWA, TOTAL</b>	<b>76,795</b>	<b>55,782</b>	<b>44,513</b>	<b>0</b>	<b>494</b>	<b>2,517</b>	<b>2,088</b>	<b>6,170</b>	<b>21,013</b>
AMER INST OF BUSINESS	85	0	0	0	0	0	0	0	85
BRIAR CLIFF COLLEGE	511	0	0	0	0	0	0	0	511
BUENA VISTA COLLEGE	313	0	0	0	0	0	0	0	313
CENTRAL UNIV OF IOWA	505	0	0	0	0	0	0	0	505
CLAPKE COLLEGE	55	0	0	0	0	0	0	0	55
COE COLLEGE	314	4	0	0	4	0	0	0	310
COL OF OSTEO MED & SURG	1,659	0	0	0	0	0	0	0	1,659
CORNELL COLLEGE	164	67	67	0	0	0	0	0	97
DES MOINES AREA CNTY COL	331	0	0	0	0	0	0	0	331
DIVINE WORD COLLEGE	30	0	0	0	0	0	0	0	30
DORDT COLLEGE	146	0	0	0	0	0	0	0	146
DRAKE UNIVERSITY	1,172	339	100	0	0	222	17	0	833
EASTERN IOWA CNTY COLLEGE	77	0	0	0	0	0	0	0	77
ELLSWORTH COMMUNITY COL	146	74	0	0	0	74	0	0	72
GRACELAND COLLEGE	409	0	0	0	0	0	0	0	409
GRAND VIEW COLLEGE	124	0	0	0	0	0	0	0	124
GRINMELL COLLEGE	265	173	17	0	22	0	122	12	92
HAWKEYE INSTITUTE OF TECH	44	0	0	0	0	0	0	0	44
INDIAN HILLS CNTY COLLEGE	236	0	0	0	0	0	0	0	236
IOWA CENTRAL CNTY COLLEGE	139	0	0	0	0	0	0	0	139
IOWA LAKES COMMUNITY COL	387	0	0	0	0	0	0	0	387
IOWA ST U OF SCI & TECH	20,573	18,542	11,283	0	211	201	881	5,966	2,031
IOWA WESLEYAN COLLEGE	111	0	0	0	0	0	0	0	111
IOWA WESTERN CNTY COLLEGE	42	0	0	0	0	0	0	0	42
KIRKWOOD COMMUNITY COL	838	19	0	0	0	19	0	0	819
LORAS COLLEGE	376	244	0	0	0	0	244	0	132
LUTHER COLLEGE	777	167	13	0	0	146	8	0	610
MAHARISHI INTL UNIVERSITY	149	0	0	0	0	0	0	0	149
MARSHALLTOWN CNTY COLLEGE	42	0	0	0	0	0	0	0	42
MARYCREST COLLEGE	242	0	0	0	0	0	0	0	242
MORNINGSIDE COLLEGE	266	0	0	0	0	0	0	0	266
MOUNT MERCY COLLEGE	140	0	0	0	0	0	0	0	140
MOUNT ST CLARE COLLEGE	17	0	0	0	0	0	0	0	17
N IOWA AREA CNTY COLLEGE	134	0	0	0	0	0	0	0	134
NE IOWA VO TECH SCHDOL	90	0	0	0	0	0	0	0	90
NORTHWESTERN COLLEGE	313	0	0	0	0	0	0	0	313
OPEN BIBLE COLLEGE	9	0	0	0	0	0	0	0	9
OTTUMWA HEIGHTS COLLEGE	47	0	0	0	0	0	0	0	47
PALMER JUNIOR COLLEGE	38	0	0	0	0	0	0	0	38
SIMPSON COLLEGE	146	0	0	0	0	0	0	0	146
SIOUX EMPIRE COLLEGE	84	0	0	0	0	0	0	0	84
SOUTHEASTERN CNTY COL (IA)	64	0	0	0	0	0	0	0	64
SOUTHWESTERN CNTY COLLEGE	46	0	0	0	0	0	0	0	46
ST ANDROSE COLLEGE	81	0	0	0	0	0	0	0	81
UNIV OF NORTHERN IOWA	1,088	46	0	0	8	7	0	33	1,042

SEE FOOTNOTES AT END OF TABLE.



(DOLLARS IN THOUSANDS)

STATE & INSTITUTION	TOTAL, ALL ACTIVITIES	TOTAL ACADEMIC SCIENCE	RESEARCH AND DEVELOPMENT	ACADEMIC SCIENCE FACIL FOR RED INSTR IN PLANT SCI & ENG	FELLOWSHIPS TRNG GRANTS	GENERAL SUPPORT FOR SCI	OTHER SCIENCE	NON-SCIENCE
IOWA, CONT'D								
UNIVERSITY OF DUBUQUE	114	0	0	0	0	0	0	114
UNIVERSITY OF IOWA	43,010	36,086	33,033	251	1,994	695	113	6,924
UPPER IOWA UNIVERSITY	71	0	0	0	0	0	0	71
VENNARD COLLEGE	19	0	0	0	0	0	0	19
WALDORF COLLEGE	81	0	0	0	0	0	0	81
WARTBURG COLLEGE	233	21	0	0	0	0	21	212
WESTERN IOWA TECH	56	0	0	0	0	0	0	56
WESTMAR COLLEGE	266	0	0	0	0	0	0	266
WILLIAM PENN COLLEGE	130	0	0	0	0	0	0	130
<b>KANSAS, TOTAL</b>	<b>54,776</b>	<b>35,024</b>	<b>28,869</b>	<b>0</b>	<b>137</b>	<b>1,334</b>	<b>742</b>	<b>19,752</b>
ALLEN CO CMTY JUNIOR COL	35	0	0	0	0	0	0	35
BAKER UNIVERSITY	337	0	0	0	0	0	0	337
BARTON COUNTY CMTY COL	47	0	0	0	0	0	0	47
BENEDICTINE COLLEGE	648	0	0	0	0	0	0	648
BETHANY COLLEGE	267	0	0	0	0	0	0	267
BETHEL COLLEGE	229	0	0	0	0	0	0	229
BUTLER COUNTY CMTY JP COL	37	0	0	0	0	0	0	37
CENTRAL COLLEGE	55	0	0	0	0	0	0	55
CLOUD COUNTY CMTY JR COL	97	0	0	0	0	0	0	97
COFFEYVILLE CMTY JR COL	28	0	0	0	0	0	0	28
COLBY COMMUNITY COLLEGE	106	0	0	0	0	0	0	106
CONLEY CO CMTY JUNIOR COL	41	0	0	0	0	0	0	41
DODGE CITY CMTY JR COL	128	0	0	0	0	0	0	128
DONNELLY COLLEGE	406	83	0	0	0	89	0	323
EMPORIA STATE UNIVERSITY	520	66	0	0	51	0	15	454
FORT HAYS KANS STATE COL	372	0	0	0	0	0	0	372
FORT SCOTT CMTY JR COL	64	0	0	0	0	0	0	64
FRIENDS BIBLE COLLEGE	23	0	0	0	0	0	0	23
FRIENDS UNIVERSITY	152	0	0	0	0	0	0	152
GARDEN CITY CMTY JR COL	7	0	0	0	0	0	0	7
MESSTON COLLEGE	119	0	0	0	0	0	0	119
HIGHLAND CMTY JUNIOR COL	54	0	0	0	0	0	0	54
HUTCHINSON CMTY JR COL	237	0	0	0	0	0	0	237
INDEPENDENCE CMTY JR COL	15	0	0	0	0	0	0	15
JOHNSON COUNTY CMTY COL	159	0	0	0	0	0	0	159
KANS CITY KANS CMTY JR COL	68	0	0	0	0	0	0	68
KANS ST U - AG & APP SCI	16,456	13,817	9,747	78	47	154	3,791	2,639
KANSAS NEWMAN COLLEGE	437	0	0	0	0	0	0	437
KANSAS TECHNICAL INST	90	0	0	0	0	0	0	90
KANSAS WESLEYAN	57	0	0	0	0	0	0	57
LABETTE CMTY JUNIOR COL	27	0	0	0	0	0	0	27
MANHATTAN CHRISTIAN COL	29	0	0	0	0	0	0	29
MARYMOUNT COL OF KANSAS	509	0	0	0	0	0	0	509
MCPHERSON COLLEGE	476	0	0	0	0	0	0	476
MID-AMERICA NAZARENE COL	316	0	0	0	0	0	0	316
NEOSHO COUNTY CMTY JR COL	8	0	0	0	0	0	0	8
OTTAWA UNIVERSITY	319	0	0	0	0	0	0	319
PITTSBURG STATE UNIV	304	12	0	0	0	12	0	292
PPATT CMTY JUNIOR COLLEGE	73	20	0	0	0	20	0	53
SEWARD COUNTY CMTY JR COL	53	0	0	0	0	0	0	53
SOUTHWESTERN COLLEGE	560	0	0	0	0	0	0	560
ST JOHN'S COLLEGE	27	0	0	0	0	0	0	27
ST MARY COLLEGE #	525	0	0	0	0	0	0	525
ST MARY OF THE PLAINS COL	217	0	0	0	0	0	0	217
STERLING COLLEGE	254	0	0	0	0	0	0	254
TABOR COLLEGE	181	6	6	0	0	0	0	175
UNIVERSITY OF KANSAS	27,694	20,637	18,938	35	1,118	473	73	7,057
WASHBURN UNIV OF TOPEKA	237	0	0	0	0	0	0	237
WICHITA STATE UNIVERSITY	1,686	383	178	24	119	0	63	1,303
<b>KENTUCKY, TOTAL</b>	<b>50,580</b>	<b>27,780</b>	<b>18,755</b>	<b>0</b>	<b>99</b>	<b>684</b>	<b>7,563</b>	<b>22,800</b>
ALICE LLOYD COLLEGE	375	0	0	0	0	0	0	375
ASBURY COLLEGE	174	0	0	0	0	0	0	174
ASBURY THEOL SEMINARY	6	0	0	0	0	0	0	6
BELLARMINI COLLEGE	102	0	0	0	0	0	0	102
BEREA COLLEGE	533	13	0	0	0	0	0	520
BRESCIA COLLEGE	260	0	0	0	0	0	0	260
CAMPBELLVILLE COLLEGE	155	0	0	0	0	0	0	155
CENTRE COL OF KENTUCKY	70	9	0	0	0	0	0	61
CUMBERLAND COLLEGE	376	0	0	0	0	0	0	376
EASTERN KENTUCKY UNIV	2,726	6	0	0	0	0	0	2,720
GEORGETOWN COLLEGE	130	8	0	0	0	0	0	122
KENTUCKY CHRISTIAN COL	131	0	0	0	0	0	0	131
KENTUCKY STATE UNIVERSITY	3,178	2,221	1,343	0	0	145	733	957
KENTUCKY WESLEYAN COLLEGE	200	3	0	3	0	0	0	197
LEES JUNIOR COLLEGE	295	0	0	0	0	0	0	295
LINDSEY WILSON COLLEGE*	45	0	0	0	0	0	0	45
LOUISVILLE PRES THEOL SEM	6	0	0	0	0	0	0	6
MIDWAY COLLEGE	12	0	0	0	0	0	0	12
MOREHEAD STATE UNIVERSITY	1,425	79	41	0	0	0	38	1,346
MURRAY STATE UNIVERSITY	1,612	158	0	35	96	0	27	1,454
NORTHERN KENTUCKY UNIV	712	0	0	0	0	0	0	712
PIKEVILLE COLLEGE	469	0	0	0	0	0	0	469
SEMINARY OF ST PIUS X	18	0	0	0	0	0	0	18
SOUTHEASTN CHRISTIAN COL	4	0	0	0	0	0	0	4
SPALDING COLLEGE	90	0	0	0	0	0	0	90
ST CATHERINE COLLEGE	80	14	14	0	0	0	0	36
SUE BENNETT COLLEGE	35	0	0	0	0	0	0	35
THOMAS MORE COLLEGE	197	8	0	0	0	0	0	189
TRANSYLVANIA UNIVERSITY	100	0	0	0	0	0	0	100
UNION COLLEGE	481	0	0	0	0	0	0	481

SEE FOOTNOTES AT END OF TABLE.

(DOLLARS IN THOUSANDS)

STATE & INSTITUTION	TOTAL, ALL ACTIVITIES	TOTAL ACADEMIC SCIENCE	RESEARCH AND DEVELOPMENT	RED PLANT	ACADEMIC SCIENCE FACIL FOR INSTR IN SCI & ENG	FELLOWSHIPS TRAINEESHIPS TRNG GRANTS	GENERAL SUPPORT FOR SCI	OTHER SCIENCE	NON-SCIENCE
<b>KENTUCKY, CONT'D</b>									
UNIVERSITY OF KENTUCKY	28,044	20,818	13,421	0	20	318	395	6,664	7,226
UNIVERSITY OF LOUISVILLE	7,172	4,304	3,896	0	18	264	82	44	2,868
WATTERSON COLLEGE	152	0	0	0	0	0	0	0	152
WESTERN KENTUCKY UNIV	1,245	139	32	0	23	0	57	27	1,106
<b>LOUISIANA, TOTAL</b>	<b>68,705</b>	<b>36,488</b>	<b>26,828</b>	<b>987</b>	<b>321</b>	<b>982</b>	<b>1,806</b>	<b>6,004</b>	<b>24,217</b>
BOSSIER PARISH CNTY COLL	10	0	0	0	0	0	0	0	10
CENTENARY COLLEGE OF LA	115	0	0	0	0	0	0	0	115
DELGADO COLLEGE	351	56	0	0	0	56	0	0	895
DILLARD UNIVERSITY	1,069	150	0	0	0	0	150	0	919
GRAMBLING STATE UNIV	1,392	145	0	0	7	12	81	52	1,247
LA ST UNIV SYSTEM OFFICE	203	201	100	0	80	0	0	21	2
LOUISIANA COLLEGE	155	0	0	0	0	0	0	0	155
LOUISIANA STATE UNIV	25,440	20,988	14,644	0	98	409	501	5,336	4,452
LOUISIANA TECH UNIVERSITY	880	343	327	0	16	0	0	0	537
LOYOLA UNIV - NEW ORLEANS	470	114	64	0	0	0	0	50	356
MCNEESE STATE UNIVERSITY	149	8	0	0	0	0	0	8	141
NICHOLLS STATE UNIVERSITY	463	0	0	0	8	0	0	0	453
NORTHEAST LOUISIANA UNIV	850	95	24	0	0	13	58	0	755
NORTHWESTERN ST UNIV LA	754	13	0	0	0	0	0	13	741
OUR LADY HOLY CROSS COL	114	0	0	0	0	0	0	0	114
SAINTE BERNARD PARISH CC	8	0	0	0	0	0	0	0	8
SOUTHEASTERN LA UNIV	568	99	99	0	0	0	0	0	469
SOUTHERN U & A&M COLLEGE	7,512	2,782	1,787	0	0	7	492	496	4,730
ST JOSEPH SEMINARY	40	0	0	0	0	0	0	0	40
ST MARY'S DOMINICAN COL	483	16	0	0	0	0	0	16	467
TULANE UNIVERSITY	14,077	9,892	8,728	487	70	391	216	0	4,135
UNIV OF SOUTHWESTERN LA	1,766	108	0	0	57	35	0	0	1,658
UNIVERSITY OF NEW ORLEANS	1,479	944	929	0	0	0	15	0	535
XAVIER UNIVERSITY OF LA	1,757	534	110	0	0	59	353	12	1,223
<b>MAINE, TOTAL</b>	<b>13,563</b>	<b>5,750</b>	<b>3,837</b>	<b>0</b>	<b>43</b>	<b>25</b>	<b>88</b>	<b>1,757</b>	<b>7,813</b>
BANGOR THEOL SEMINARY	29	0	0	0	0	0	0	0	29
BATES COLLEGE	86	5	0	0	5	0	0	0	31
BOWDOIN COLLEGE	546	201	186	0	15	0	0	0	355
COLBY COLLEGE	158	43	0	0	4	0	0	39	115
COLLEGE OF THE ATLANTIC	45	12	3	0	0	0	0	9	33
GLEN COVE BIBLE COLLEGE	6	0	0	0	0	0	0	0	6
HUSSON COLLEGE	528	0	0	0	0	0	0	0	528
MAINE MARITIME ACADEMY	91	0	0	0	0	0	0	0	91
MASSON COLLEGE	288	62	62	0	0	0	0	0	226
NORTHRN ME VOC TECH INST	55	0	0	0	0	0	0	0	55
PORTLAND SCHOOL OF ART	59	0	0	0	0	0	0	0	59
SOUTHERN ME VOC TECH INST	30	0	0	0	0	0	0	0	30
ST JOSEPH'S COLLEGE	80	0	0	0	0	0	0	0	80
THOMAS COLLEGE	117	0	0	0	0	0	0	0	117
UNITY COLLEGE	441	6	0	0	0	0	0	0	435
UNIV MAINE, PRESQUE ISLE	236	0	0	0	0	0	0	0	236
UNIV OF MAINE AUGUSTA	653	0	0	0	0	0	0	0	653
UNIV OF MAINE BROW	7,112	3,148	3,326	0	19	0	88	1,709	1,970
UNIV OF MAINE SYSTEM OFF	135	135	135	0	0	0	0	0	0
UNIV OF MAINE, FARMINGTON	349	0	0	0	0	0	0	0	349
UNIV OF MAINE, FORT KENT	79	0	0	0	0	0	0	0	79
UNIV OF MAINE, MACHIAS	105	0	0	0	0	0	0	0	105
UNIVERSITY OF NEW ENGLAND	972	0	0	0	0	0	0	0	972
UNIVERSITY OF STRN MAINE	1,225	144	119	0	0	25	0	0	1,081
WESTBROOK COLLEGE	138	0	0	0	0	0	0	0	138
<b>MARYLAND, TOTAL</b>	<b>363,153</b>	<b>332,390</b>	<b>316,810</b>	<b>2,654</b>	<b>665</b>	<b>6,554</b>	<b>1,868</b>	<b>3,839</b>	<b>30,753</b>
ALLEGANY COMMUNITY COL	132	1	0	0	0	1	0	0	131
ANNE ARUNDEL CNTY COLLEGE	118	0	0	0	0	0	0	0	118
BOWIE STATE COLLEGE	366	106	58	0	0	33	0	15	260
CAPITOL INST OP TECH	72	10	0	0	10	0	0	0	52
CATONSVILLE CNTY COLLEGE	370	1	0	0	0	1	0	0	369
CECIL COMMUNITY COLLEGE	19	0	0	0	0	0	0	0	19
CHARLES COUNTY CNTY COL	145	69	65	0	0	4	0	0	76
CHESAPEAKE COLLEGE	230	0	0	0	0	0	0	0	230
CNTY COLLEGE OF BALTIMORE	1,748	250	0	0	0	0	250	0	1,498
COLLEGE NOTRE DAME OF MD	59	0	0	0	0	0	0	0	59
COLUMBIA UNION COLLEGE	138	0	0	0	0	0	0	0	138
COPPIN STATE COLLEGE	1,272	370	230	0	0	33	107	0	932
DUNDALK COMMUNITY COLLEGE	98	0	0	0	0	0	0	0	98
ESSEX COMMUNITY COLLEGE	353	0	0	0	0	0	0	0	353
FREDERICK COMMUNITY COL	63	0	0	0	0	0	0	0	63
FROSTBURG STATE COLLEGE	310	0	0	0	0	0	0	0	310
GARRETT COMMUNITY COLLEGE	30	0	0	0	0	0	0	0	30
GOUCHER COLLEGE	87	7	0	0	7	0	0	0	80
HAGERSTOWN JUNIOR COLLEGE	69	0	0	0	0	0	0	0	69
HARFORD COMMUNITY COLLEGE	113	0	0	0	0	0	0	0	113
HOOD COLLEGE	97	0	0	0	0	0	0	0	97
HOWARD COMMUNITY COLLEGE	144	0	0	0	0	0	0	0	144
JOHNS HOPKINS UNIVERSITY	291,020	283,175	274,143	2,654	340	5,363	554	121	7,845
LOYOLA COLLEGE	242	0	0	0	0	0	0	0	242
MARYLAND COL ART & DESIGN	6	0	0	0	0	0	0	0	6
MARYLAND INST COL OF ART	92	0	0	0	0	0	0	0	92
MONTGOMERY COLLEGE	241	8	8	0	0	0	0	0	233
MORGAN STATE UNIVERSITY	2,473	255	103	0	0	113	39	0	2,218
MOUNT ST MARY'S COL (MD)	159	85	0	0	3	0	82	0	74
NER ISRAEL RABBINICAL COL	11	0	0	0	0	0	0	0	11
PEABODY INST-J HOPKINS U	11	0	0	0	0	0	0	0	11
PRINCE GEORGES CNTY COL	378	0	0	0	0	0	0	0	378

SEE FOOTNOTES AT END OF TABLE.

(DOLLARS IN THOUSANDS)

STATE & INSTITUTION	TOTAL, ALL ACTIVITIES	TOTAL ACADEMIC SCIENCE	RESEARCH AND DEVELOPMENT	R&D PLANT	ACADEMIC SCIENCE-- FACIL FOR INSTR IN SCI & ENG	FELLOWSHIPS TRNS GRANTS	GENERAL SUPPORT FOR SCI	OTHER SCIENCE	NON-SCIENCE
MARYLAND, CONT'D									
SALISBURY STATE COLLEGE	293	18	0	0	0	18	0	0	275
ST JOHN'S COLLEGE (MD)	152	0	0	0	0	0	0	0	152
ST MARY'S COLLEGE OF MD	106	60	60	0	0	0	0	0	46
ST MARY'S SEM & UNIV	1	0	0	0	0	0	0	0	1
TOWSON STATE UNIVERSITY	502	14	0	0	0	0	0	14	488
U OF MD BALTIMORE COUNTY	1,684	1,367	1,315	0	0	0	27	25	317
U OF MD EASTERN SHORE	3,341	1,544	677	0	0	0	453	418	1,793
U OF MD UNIVERSITY COLL	11	11	11	0	0	0	0	0	0
UNIV OF MARYLAND SYS OFF	1,284	925	925	0	0	0	0	0	359
UNIV OF MD BALT PROF SCH	27,108	19,098	18,374	0	0	512	177	35	8,010
UNIV OF MD COLLEGE PARK	27,454	24,989	20,818	0	395	476	218	3,172	2,465
UNIVERSITY OF BALTIMORE	244	23	23	0	0	0	0	0	221
VILLA JULIE COLLEGE	146	0	0	0	0	0	0	0	146
WASH BIBLE COLLEGE	20	0	0	0	0	0	0	0	20
WASHINGTON COLLEGE	36	0	0	0	0	0	0	0	36
WESTERN MARYLAND COLLEGE	70	0	0	0	0	0	0	0	70
WOR-MIC TECH CNTY COLLEGE	35	0	0	0	0	0	0	0	35
<b>MASSACHUSETTS, TOTAL</b>	<b>368,732</b>	<b>312,527</b>	<b>278,143</b>	<b>8,349</b>	<b>1,639</b>	<b>16,681</b>	<b>2,899</b>	<b>4,816</b>	<b>56,205</b>
AMERICAN INTERNATL COL	243	0	0	0	0	0	0	0	243
AMHEPST COLLEGE	858	0	627	0	25	0	26	8	172
ANDOVER NEWTON THEOL SCH	17	0	0	0	0	0	0	0	12
ANNA MARIA COLLEGE	40	0	0	0	0	0	0	0	40
AQUINAS JR COLL MILTON	50	0	0	0	0	0	0	0	50
ASSUMPTION COLLEGE	544	328	6	0	0	322	0	0	216
ATLANTIC UNION COLLEGE	132	0	0	0	0	0	0	0	132
BABSON COLLEGE	86	0	0	0	0	0	0	0	86
BAY PATH JR COLLEGE	42	0	0	0	0	0	0	0	42
BAY STATE JR COL BUSINESS	200	0	0	0	0	0	0	0	200
BECKER JR COL - WORCESTER	132	0	0	0	0	0	0	0	132
BENTLEY COLLEGE	312	0	0	0	0	0	0	0	312
BERKLEE COLLEGE OF MUSIC	380	0	0	0	0	0	0	0	380
BERKSHIRE CHRISTIAN COL	16	0	0	0	0	0	0	0	16
BERKSHIRE COMMUNITY COL	146	0	0	0	0	0	0	0	146
BLUE HILLS POLM TECH IN	23	0	0	0	0	0	0	0	23
BOSTON COLLEGE	6,422	4,483	4,152	0	0	254	38	39	1,939
BOSTON CONSERV OF MUSIC	56	0	0	0	0	0	0	0	56
BOSTON STATE COLLEGE	1,009	96	52	0	0	0	0	44	913
BOSTON-UNIVERSITY	32,893	23,057	20,925	0	8	1,758	251	115	9,836
BRADFORD COLLEGE	30	0	0	0	0	0	0	0	30
BRANDeis UNIVERSITY	11,221	10,254	9,038	75	22	812	73	134	967
BRIDGEWATER STATE COLLEGE	348	13	0	0	0	13	0	0	335
BRIStOL COMMUNITY COLLEGE	296	0	0	0	0	0	0	0	296
BUNKER HILL COMMUNITY COL	165	0	0	0	0	0	0	0	165
CAPE COD COMMUNITY COL	110	0	0	0	0	0	0	0	110
CHAMBERLAIN JR COL	92	0	0	0	0	0	0	0	92
CLARK UNIVERSITY	1,237	1,023	978	0	0	45	0	0	214
CENTR NEW ENGLAND G TECH	22	0	0	0	0	0	0	0	22
COL OF OUR LADY OF ELMS	109	0	0	0	0	0	0	0	109
COL OF THE HOLY CROSS	455	281	75	0	0	0	204	0	174
CURRY COLLEGE	97	0	0	0	0	0	0	0	97
DEAN JUNIOR COLLEGE	99	0	0	0	0	0	0	0	99
EASTERN NAZARENE COLLEGE	382	10	10	0	0	0	0	0	372
EMERSON COLLEGE	395	0	0	0	0	0	0	0	395
EMMANUEL COLLEGE	881	805	805	0	0	0	0	0	76
ENDICOTT COLLEGE	94	0	0	0	0	0	0	0	94
EPISCOPAL DIVINITY SCHOOL	46	0	0	0	0	0	0	0	46
FISHER JUNIOR COLLEGE	306	0	0	0	0	0	0	0	306
FITCHBURG STATE COLLEGE	430	0	0	0	0	0	0	0	430
FORSYTH SCH DENT HYGNISTS	25	0	0	0	0	0	0	0	25
FRAMINGHAM STATE COLLEGE	246	0	0	0	0	0	0	0	246
FRANKLIN INST OF BOSTON	77	5	5	0	0	0	0	0	72
GORDON COLLEGE	197	0	0	0	0	0	0	0	197
GRAMM JR COLLEGE	212	0	0	0	0	0	0	0	212
GREENFIELD COMMUNITY COL	47	0	0	0	0	0	0	0	47
HAMPSHIRE COLLEGE	184	80	0	0	0	0	0	0	80
HARVARD UNIVERSITY	93,457	86,035	75,802	390	161	8,136	734	812	7,422
HELLenic COL HOLY CROSS	92	61	61	0	0	0	0	0	21
HOLYOKE COMMUNITY COLLEGE	61	0	0	0	0	0	0	0	61
LABOUR JUNIOR COLLEGE	109	0	0	0	0	0	0	0	109
LASELL JUNIOR COLLEGE	61	0	0	0	0	0	0	0	61
LESLEY COLLEGE	1,246	0	0	0	0	0	0	0	1,246
MASS BAY COMMUNITY COL	149	0	0	0	0	0	0	0	149
MASS COLLEGE OF ART	103	0	0	0	0	0	0	0	103
MASS COLLEGE OF PHARMACY	624	0	0	0	0	0	0	0	624
MASS INST OF TECHNOLOGY	124,731	123,738	110,033	7,788	548	4,381	465	423	993
MASS MARITIME ACADEMY	102	0	0	0	0	0	0	0	102
MASSASOIT COMMUNITY COL	123	0	0	0	0	0	0	0	123
MERRIMACK COLLEGE	169	0	0	0	0	0	0	0	169
MIDDLESEX CNTY COL (MASS)	82	0	0	0	0	0	0	0	82
MOUNT HOLYOKE COLLEGE	300	198	109	0	89	0	0	0	132
MOUNT IDA JUNIOR COLLEGE	73	0	0	0	0	0	0	0	73
MOUNT WASHINGTON CNTY COL	207	0	0	0	0	0	0	0	207
N-E COL OF OPTOMETRY	129	0	0	0	0	0	0	0	129
NEW ENGL CONSERV OF MUSIC	95	0	0	0	0	0	0	0	95
NEW ENGLAND SCHOOL OF LAW	14	2	0	0	0	2	0	0	12
NEWBURY JUNIOR COLLEGE	315	0	0	0	0	0	0	0	315
NICHOLS COLLEGE	80	0	0	0	0	0	0	0	80
NORTH ADAMS STATE COLLEGE	209	0	0	0	0	0	0	0	209
NORTH SHORE CNTY COLLEGE	481	0	0	0	0	0	0	0	481
NORTHEASTERN UNIVERSITY	7,446	4,930	4,458	0	21	134	295	22	2,516
NORTHERN ESSEX CNTY COL	58	0	0	0	0	0	0	0	58
PINE MANOR COLLEGE	8	0	0	0	0	0	0	0	8

SEE FOOTNOTES AT END OF TABLE.

FEDERAL OBLIGATIONS TO UNIVERSITIES AND COLLEGES, BY STATE, INSTITUTION, AND TYPE OF ACTIVITY: FY 1979

(DOLLARS IN THOUSANDS)

STATE & INSTITUTION	TOTAL, ALL ACTIVITIES	ACADEMIC SCIENCE							NON-SCIENCE
		TOTAL ACADEMIC SCIENCE	RESEARCH AND DEVELOPMENT	R&D PLANT	FACIL FOR INSTR IN SCI & ENG	FELLOWSHIPS * TRAINEE SHIPS TRNG GRANTS	GENERAL SUPPORT FOR SCI	OTHER SCIENCE	
<b>MASSACHUSETTS, CONT'D</b>									
QUINCY JUNIOR COLLEGE	188	0	0	0	0	0	0	0	188
QUINSIGAMOND CMTY COLLEGE	151	0	0	0	0	0	0	0	151
REGIS COLLEGE	476	335	335	0	0	0	0	0	141
ROXBURY COMMUNITY COLLEGE	194	0	0	0	0	0	0	0	194
SALEM STATE COLLEGE	745	50	0	0	0	0	50	0	695
SCH OF WORCESTER ART MUS	21	0	0	0	0	0	0	0	21
SCH-MUSEUM FINE ARTS-BOST	106	0	0	0	0	0	0	0	106
SIMMONS COLLEGE	1,220	286	257	0	0	29	0	0	934
SIMON'S ROCK	68	0	0	0	0	0	0	0	68
SMITH COLLEGE	706	152	132	0	0	0	20	0	554
SOUTHEASTERN MASS UNIV	1,026	285	285	0	0	0	0	0	741
SPRINGFIELD COLLEGE	255	84	0	0	0	84	0	0	171
SPRINGFIELD TECH CMTY COL	361	0	0	0	0	0	0	0	361
ST JOHN'S SEMINARY	13	0	0	0	0	0	0	0	13
STONEMILL COLLEGE	151	0	0	0	0	0	0	0	151
SUFFOLK UNIVERSITY	417	38	29	0	0	0	9	0	379
SWAIN SCH OF DESIGN	42	0	0	0	0	0	0	0	42
TUFTS UNIVERSITY	17,474	10,252	9,738	0	60	256	167	31	7,222
U MASS MED SCHL WORCESTER	6,306	4,812	4,569	0	0	115	124	4	1,494
UNIV OF MASS AT AMHERST	19,069	15,458	11,614	0	493	340	239	2,572	3,611
UNIV OF MASS BOSTON	856	388	377	0	0	0	0	11	468
UNIVERSITY OF LOWELL	1,839	1,035	1,025	0	0	0	0	10	804
WELLESLEY COLLEGE	799	528	557	0	0	0	19	12	211
WENTWORTH INST OF TECH	1,753	1,531	1,531	0	0	0	0	0	222
WESTERN NEW ENGLAND COL	273	0	0	0	0	0	0	0	273
WESTFIELD STATE COLLEGE	221	0	0	0	0	0	0	0	221
WHEATON COLLEGE	294	224	74	0	0	0	150	0	70
WHEELLOCK COLLEGE	224	0	0	0	0	0	0	0	224
WILLIAMS COLLEGE	507	410	398	0	0	0	12	0	97
WOODS HOLE OCEANOGRAPHIC INST	19,613	19,613	19,019	25	112	0	0	386	0
WORCESTER POLY INSTITUTE	1,077	879	867	0	0	0	0	12	198
WORCESTER STATE COLLEGE	384	18	0	0	0	0	0	18	366
<b>MICHIGAN TOTAL</b>	<b>176,157</b>	<b>125,961</b>	<b>116,886</b>	<b>621</b>	<b>967</b>	<b>6,673</b>	<b>2,437</b>	<b>8,377</b>	<b>50,196</b>
ADRIAN COLLEGE	54	0	0	0	0	0	0	0	64
ALBION COLLEGE	88	15	0	0	0	0	0	15	73
ALMA COLLEGE	115	30	0	0	14	0	0	16	85
ALPENA COMMUNITY COLLEGE	161	0	0	0	0	0	0	0	161
ANDREWS UNIVERSITY	202	4	4	0	0	0	0	0	198
AQUINAS COLLEGE	152	0	0	0	0	0	0	0	152
BAY DE NOC COMMUNITY COL	67	0	0	0	0	0	0	0	67
CALVIN COLLEGE	313	33	27	0	6	0	0	0	230
CENTRAL MICHIGAN UNIV	1,243	207	49	0	0	0	130	28	1,036
CHARLES STEWART MOTT C C	939	0	0	0	0	0	0	0	939
CLEARY COLLEGE	5	0	0	0	0	0	0	0	5
CONCORDIA COLLEGE	62	17	0	0	0	0	0	17	45
CRANBROOK ACAD OF ART	4	0	0	0	0	0	0	0	4
DAVENPORT COL OF BUSINESS	170	0	0	0	0	0	0	0	170
DELTA COLLEGE	348	0	0	0	0	0	0	0	348
DETROIT BIBLE COLLEGE	10	0	0	0	0	0	0	0	10
DETROIT COL OF BUS ADMIN	168	0	0	0	0	0	0	0	168
DETROIT INSTITUTE OF TECH	661	0	0	0	0	0	0	0	661
EASTERN MICHIGAN UNIV	1,212	185	138	0	0	0	0	47	1,027
FERRIS STATE COLLEGE	1,081	0	0	0	0	0	0	0	1,081
GENERAL MOTORS INSTITUTE	33	0	0	0	0	0	0	0	33
GLEN OAKS CMTY COLLEGE	11	0	0	0	0	0	0	0	11
GOGEBIC COMMUNITY COLLEGE	103	0	0	0	0	0	0	0	103
GRACE BIBLE COLLEGE	32	0	0	0	0	0	0	0	32
GRAND RAPIDS BAPT COLLESEM	120	0	0	0	0	0	0	0	120
GRAND RAPIDS JUNIOR COL	315	0	0	0	0	0	0	0	315
GRAND VALLEY STATE COLS	710	114	102	0	0	0	0	12	596
GREAT LAKES BIBLE COLLEGE	42	0	0	0	0	0	0	0	42
HENRY FORD COMMUNITY COL	145	0	0	0	0	0	0	0	145
HIGHLAND PARK CMTY COL	327	0	0	0	0	0	0	0	327
HOPE COLLEGE	577	286	173	0	40	0	0	73	291
JACKSON COMMUNITY COLLEGE	87	0	0	0	0	0	0	0	87
JOHN WESLEY COLLEGE	53	0	0	0	0	0	0	0	53
JORDAN COLLEGE	59	0	0	0	0	0	0	0	59
KALAMAZOO COLLEGE	122	26	0	0	13	0	0	13	96
KALAMAZOO VALLEY CMTY COL	70	0	0	0	0	0	0	0	70
KELLOGG COMMUNITY COLLEGE	38	0	0	0	0	0	0	0	38
KIRTLAND COMMUNITY COL	29	0	0	0	0	0	0	0	29
LAKE MICHIGAN COLLEGE	73	0	0	0	0	0	0	0	73
LAKE SUPERIOR STATE COL	342	17	0	0	0	17	0	0	325
LANSING COMMUNITY COLLEGE	184	0	0	0	0	0	0	0	184
LAWRENCE INST OF TECH	77	0	0	0	0	0	0	0	77
LEWIS COL BUS-LEWIS BUS C	64	0	0	0	0	0	0	0	64
MACOMB COUNTY CMTY COL	471	0	0	0	0	0	0	0	471
MADONNA COLLEGE	488	65	0	0	0	0	0	0	423
MARYGROVE COLLEGE	437	0	0	0	0	0	0	0	437
MERCY COLLEGE OF DETROIT	733	0	0	0	0	0	0	0	733
MERRILL PALMER INST	163	163	163	0	0	0	0	0	0
MICHIGAN CHRISTIAN JR COL	140	2	0	0	2	0	0	0	138
MICHIGAN STATE UNIVERSITY	43,597	36,105	27,021	162	412	915	710	6,885	7,492
MICHIGAN TECH UNIVERSITY	3,197	2,764	2,314	0	29	272	110	48	433
MID MICHIGAN CMTY COLLEGE	42	0	0	0	0	0	0	0	42
MONROE COUNTY CMTY COL	3	0	0	0	0	0	0	0	3
MONTCALM COMMUNITY COL	16	0	0	0	0	0	0	0	16
MUSKEGON BUSINESS COL	147	0	0	0	0	0	0	0	147
MUSKEGON COMMUNITY COL	58	0	0	0	0	0	0	0	58
NAZARETH COLLEGE	81	0	0	0	0	0	0	0	81
NORTH CENTRAL MICH COL	24	0	0	0	0	0	0	0	24
NORTHERN MICHIGAN UNIV	958	77	48	0	0	0	29	0	881

SEE FOOTNOTES AT END OF TABLE.



(DOLLARS IN THOUSANDS)

STATE & INSTITUTION	TOTAL, ALL ACTIVITIES	ACADEMIC SCIENCE							NON- SCIENCE
		TOTAL ACADEMIC SCIENCE	RESEARCH AND DEVELOPMENT	RED PLANT	FACIL FOR INSTR IN 'SCI & ENG	FELLOWSHIPS TRNG GRANTS	GENERAL SUPPORT FOR SCI	OTHER SCIENCE	
<b>MICHIGAN, CONT'D</b>									
NORTHWESTERN MICHIGAN COL	75	0	0	0	0	0	0	0	75
NORTHWOOD INSTITUTE	79	0	0	0	0	0	0	0	79
OAKLAND COMMUNITY COLLEGE	34	0	0	0	0	0	0	0	34
OAKLAND UNIVERSITY	2,779	1,675	1,418	0	52	103	46	16	1,144
OLIVET COLLEGE	106	0	0	0	0	0	0	0	106
REFORMED BIBLE COLLEGE	25	0	0	0	0	0	0	0	25
SAGINAW VALLEY STATE COL	410	0	0	0	0	0	0	0	410
SCHOOLCRAFT COLLEGE	35	0	0	0	0	0	0	0	35
SMAR COLLEGE AT DETROIT	1,164	24	24	0	0	0	0	0	1,140
SIENA HEIGHTS COLLEGE	225	0	0	0	0	0	0	0	225
SOUTHWESTERN MICHIGAN COL	208	83	0	0	0	0	83	0	125
SPRING ARBOR COLLEGE	163	0	0	0	0	0	0	0	163
ST CLAIR COUNTY CMTY COL	18	0	0	0	0	0	0	0	18
ST MARY'S COL (MICH)	22	0	0	0	0	0	0	0	22
SUOMI COLLEGE	647	0	0	0	0	0	0	0	647
UNIVERSITY OF DETROIT	1,813	197	187	0	0	0	0	10	1,616
UNIVERSITY OF MICHIGAN	81,729	69,088	62,800	459	405	4,150	911	359	12,641
WALSH COL ACCTG&BUS ADMIN	17	0	0	0	0	0	0	0	17
WASHTENAW COMMUNITY COL	83	0	0	0	0	0	0	0	83
WAYNE COUNTY CMTY COLLEGE	557	198	0	0	0	0	193	0	364
WAYNE STATE UNIVERSITY	22,230	14,033	12,196	0	3	840	254	740	8,197
WEST SHORE COMMUNITY COL	34	0	0	0	0	0	0	0	34
WESTERN MICHIGAN UNIV	2,471	598	222	0	0	307	0	69	1,873
<b>MINNESOTA, TOTAL</b>	<b>111,114</b>	<b>77,450</b>	<b>64,749</b>	<b>0</b>	<b>560</b>	<b>3,990</b>	<b>1,613</b>	<b>6,536</b>	<b>33,664</b>
ANDKA-RAMSEY CMTY COLLEGE	104	0	0	0	0	0	0	0	104
AUGSBURG COLLEGE	243	0	0	0	0	0	0	0	243
AUSTIN CMTY COL (MINN)	59	0	0	0	0	0	0	0	59
BEMIDJI STATE UNIVERSITY	816	47	0	0	0	15	0	32	769
BETHANY LUTHERAN COLLEGE	55	0	0	0	0	0	0	0	55
BETHEL COLLEGE & SEMINARY	184	0	0	0	0	0	0	0	184
BRAINERD COMMUNITY COL	47	0	0	0	0	0	0	0	47
CARLETON COLLEGE	132	45	0	10	0	0	0	35	87
COLLEGE OF ST BENEDICT	433	4	0	4	0	0	0	0	429
COLLEGE OF ST CATHERINE	258	29	11	0	11	0	0	0	229
COLLEGE OF ST SCHOLASTICA	643	67	0	0	0	57	0	10	576
COLLEGE OF ST TERESA	197	28	28	0	0	0	0	0	169
COLLEGE OF ST THOMAS	569	0	0	0	0	0	0	0	569
CONCORDIA COL MOOREHEAD	350	28	28	0	0	0	0	0	322
CONCORDIA COL ST PAUL	98	0	0	0	0	0	0	0	98
DR MARTIN LUTHER COLLEGE	62	0	0	0	0	0	0	0	62
FERGUS FALLS CMTY. COLLEGE	55	0	0	0	0	0	0	0	55
GLOREN VALLEY LUTHERAN COL	96	0	0	0	0	0	0	0	96
GUSTAVUS ADOLPHUS COLLEGE	284	18	0	0	6	0	12	0	266
HAMLIN UNIVERSITY	281	20	0	0	20	0	0	0	261
HIBBING COMMUNITY COLLEGE	60	0	0	0	0	0	0	0	60
INVER HIL CMTY COLLEGE	35	0	0	0	0	0	0	0	35
ITAZA COMMUNITY COLLEGE	4	0	0	0	0	0	0	0	4
LAKEMOOD COMMUNITY COL	288	0	0	0	0	0	0	0	288
MACALESTER COLLEGE	893	491	194	0	13	0	284	0	402
MANKATO STATE UNIVERSITY	1,273	139	0	0	4	108	0	27	1,134
MESABI COMMUNITY COLLEGE	70	0	0	0	0	0	0	0	70
METRO STATE UNIV	38	0	0	0	0	0	0	0	38
METROPOLITAN CMTY COLLEGE	522	74	0	0	0	74	0	0	448
MINNEAPOLIS C-ARD DESIGN	150	0	0	0	0	0	0	0	150
MINNESOTA BIBLE COLLEGE	22	0	0	0	0	0	0	0	22
MOOREHEAD STATE UNIVERSITY	747	0	0	0	0	0	0	0	717
NORMANDALE COMMUNITY COL	155	0	0	0	0	0	0	0	155
NORTH CENTRAL BIBLE COL	90	0	0	0	0	0	0	0	90
NORTH HENNEPIN CMTY COL	111	0	0	0	0	0	0	0	111
NORTHLAND CMTY COLLEGE	37	0	0	0	0	0	0	0	37
NORTHWESTERN COL (MINN)	91	0	0	0	0	0	0	0	91
RAINY RIVER COMMUNITY COL	28	0	0	0	0	0	0	0	28
ROCHESTER COMMUNITY COL	288	0	0	0	0	0	0	0	288
SOUTHWEST STATE UNIV	376	25	25	0	0	0	0	0	351
ST CLOUD STATE UNIVERSITY	1,092	117	0	0	0	99	0	18	975
ST JOHN'S UNIVERSITY	243	0	0	0	0	0	0	0	243
ST MARY'S COLLEGE	113	18	18	0	0	0	0	0	95
ST MARY'S JUNIOR COLLEGE	269	50	0	0	0	50	0	0	219
ST OLAF COLLEGE	547	307	48	0	0	0	250	9	240
ST PAUL BIBLE COL	101	0	0	0	0	0	0	0	101
ST URSYS OF MINN-SYS OFF	126	126	126	0	0	0	0	0	0
UNIVERSITY OF MINNESOTA	97,903	75,781	64,263	0	492	3,580	1,067	6,379	22,122
VERMILION COMMUNITY COL	71	0	0	0	0	0	0	0	71
WILLMAR COMMUNITY COLLEGE	49	0	0	0	0	0	0	0	49
WINONA STATE UNIVERSITY	366	28	0	0	0	0	0	28	338
WM MITCHELL COL OF LAW	6	0	0	0	0	0	0	0	6
WORTHINGTON COMMUNITY COL	28	0	0	0	0	0	0	0	28
<b>MISSISSIPPI, TOTAL</b>	<b>54,044</b>	<b>29,789</b>	<b>18,951</b>	<b>0</b>	<b>137</b>	<b>931</b>	<b>2,048</b>	<b>7,722</b>	<b>24,295</b>
ALCORN STATE UNIVERSITY	3,348	1,815	1,084	0	2	0	131	598	1,533
BELHAVEN COLLEGE	71	0	0	0	0	0	0	0	71
BLUE MOUNTAIN COLLEGE	66	0	0	0	0	0	0	0	66
CLARKE COLLEGE (MISS)	42	0	0	0	0	0	0	0	42
COAHOMA JUNIOR COLLEGE	594	97	0	0	0	0	97	0	497
COPIAH-LINCOLN JR COL	61	0	0	0	0	0	0	0	61
DELTA STATE UNIVERSITY	256	27	13	0	0	0	0	14	229
EAST CENTRAL JUNIOR COL	52	0	0	0	0	0	0	0	52
EAST MISSISSIPPI JR COL	90	4	0	0	0	0	0	4	86
HINDS JUNIOR COLLEGE	385	0	0	0	0	0	0	0	385
HOLMES JUNIOR COLLEGE	420	0	0	0	0	0	0	0	420
ITAWAMBA JUNIOR COLLEGE	291	2	0	0	2	0	0	0	239

SEE FOOTNOTES AT END OF TABLE.



(DOLLARS IN THOUSANDS)

STATE & INSTITUTION	TOTAL, ALL ACTIVITIES	TOTAL ACADEMIC SCIENCE	RESEARCH AND DEVELOPMENT	R&D PLANT	ACADEMIC SCIENCE FACIL FOR INSTR IN SCI & ENG.	FELLOWSHIPS TRAINESHIPS TRNG GRANTS	GENERAL SUPPORT FOR SCI	OTHER SCIENCE	NON- SCIENCE
<b>MISSISSIPPI, CONT'D</b>									
JACKSON STATE UNIVERSITY	3,465	1,374	404	0	0	257	608	105	2,091
JONES COUNTY JUNIOR COL	3	0	0	0	0	0	0	0	3
MARY HOLMES COLLEGE	743	0	0	0	0	0	0	0	743
MERIDIAN JUNIOR COLLEGE	363	0	0	0	0	0	0	0	363
HILLSAPS COLLEGE	89	0	0	0	0	0	0	0	89
MINIST INST AND COLLEGE	213	89	0	0	0	0	89	0	124
MISS GLF CST JC PERKINSTN	144	0	0	0	0	0	0	0	144
MISS GULF CST JC CENT OFF	276	0	0	0	0	0	0	0	276
MISS UNIVERSITY FOR WOMEN	396	19	19	0	0	0	0	0	377
MISS VALLEY STATE UNIV	31679	0	0	0	0	0	0	0	31679
MISSISSIPPI COLLEGE	215	36	10	0	7	0	0	19	179
MISSISSIPPI DELTA JR COL	128	0	0	0	0	0	0	0	128
MISSISSIPPI INDUS COL	1,135	238	0	0	0	0	238	0	897
MISSISSIPPI STATE UNIV	15,987	13,717	6,553	0	7	213	144	6,800	2,270
NATCHEZ JR COLLEGE	23	0	0	0	0	0	0	0	23
NORTHEAST MISS JUNIOR COL	243	0	0	0	0	0	0	0	243
NORTHWEST MISS JUNIOR COL	6,743	6,260	6,200	0	0	0	0	0	543
PEARL RIVER JUNIOR COL	241	0	0	0	0	0	0	0	241
PRENTISS NORM & IND INST	243	0	0	0	0	0	0	0	243
RUST COLLEGE	278	0	0	0	0	0	0	0	278
SOUTHWEST MISS JUNIOR COL	84	0	0	0	0	0	0	0	84
TOUGALOO COLLEGE	1,232	280	0	0	0	119	113	48	952
UNIV OF STRN MISSISSIPPI	2,028	508	283	0	5	30	126	64	1,520
UNIVERSITY OF MISSISSIPPI	8,787	5,023	4,310	0	114	312	217	70	3,764
UTICA JUNIOR COLLEGE	1,103	360	75	0	0	0	285	0	743
WESLEY COLLEGE	12	0	0	0	0	0	0	0	12
WHITWORTH BIBLE COLLEGE	11	0	0	0	0	0	0	0	11
WILLIAM CAREY COLLEGE	491	0	0	0	0	0	0	0	491
WOOD JUNIOR COLLEGE	63	0	0	0	0	0	0	0	63
<b>MISSOURI, TOTAL</b>	<b>122,545</b>	<b>92,436</b>	<b>76,352</b>	<b>0</b>	<b>590</b>	<b>6,173</b>	<b>1,218</b>	<b>8,103</b>	<b>30,109</b>
AVILA COLLEGE	247	5	5	0	0	0	0	0	242
BAPTIST BIBLE COLLEGE	356	0	0	0	0	0	0	0	356
CALVARY BIBLE COL	70	0	0	0	0	0	0	0	70
CARDINAL GLENHOM COL	5	0	0	0	0	0	0	0	5
CARDINAL MEMHAM COLLEGE	7	0	0	0	0	0	0	0	7
CENTRAL BIBLE COLLEGE	162	0	0	0	0	0	0	0	162
CENTRAL METHODIST COLLEGE	416	10	0	0	10	0	0	0	406
CENTRAL MISSOURI ST UNIV	796	89	63	0	0	26	0	0	707
CLEVELAND CHIRO COLLEGE	44	0	0	0	0	0	0	0	44
COLUMBIA COLLEGE (MO)	100	0	0	0	0	0	0	0	100
CONCEPTION SEM COLLEGE	23	0	0	0	0	0	0	0	23
COTTEY COLLEGE	14	0	0	0	0	0	0	0	14
CROWDER COLLEGE	36	0	0	0	0	0	0	0	36
CULVER-STOCKTON COLLEGE	39	0	0	0	0	0	0	0	39
DRURY COLLEGE	211	9	9	0	0	0	0	4	202
EAST CHR'L MO DIST JR COL	92	0	0	0	0	0	0	0	92
EVANGEL COLLEGE	246	0	0	0	0	0	0	0	246
FONTBONNE COLLEGE	99	0	0	0	0	0	0	0	99
HANNIBAL-LA GRANGE COL	101	0	0	0	0	0	0	0	101
HARRIS-STONE COLLEGE	311	0	0	0	0	0	0	0	311
JEFFERSON COLLEGE	83	0	0	0	0	0	0	0	83
KANSAS CITY ART INSI	75	0	0	0	0	0	0	0	75
KANSAS CITY COL OSTEO MED	2,079	54	54	0	0	0	0	0	2,025
KEMPER MILITARY SCM & COL	1	0	0	0	0	0	0	0	1
KIPKSVILLE COL OSTEO MED	2,730	289	186	0	0	5	98	0	2,441
LINCOLN UNIVERSITY (MO)	2,051	1,711	1,014	0	0	0	0	697	340
LOGAN COL OF CHIROPRACTIC	18	0	0	0	0	0	0	0	18
LONGVIEW COMMUNITY COL	19	0	0	0	0	0	0	0	19
MAPLE WOODS COMMUNITY COL	14	0	0	0	0	0	0	0	14
MARYVILLE COL - ST LOUIS	153	42	0	0	0	0	0	42	111
METRO CC ADMIN CTR SYS OF	148	0	0	0	0	0	0	0	148
MINERAL AREA COLLEGE	38	0	0	0	0	0	0	0	38
MISSOURI BAPTIST COLLEGE	25	0	0	0	0	0	0	0	25
MISSOURI INST OF TECH	52	0	0	0	0	0	0	0	52
MISSOURI SOUTHEPN ST COL	172	0	0	0	0	0	0	0	172
MISSOURI VALLEY COLLEGE	45	0	0	0	0	0	0	0	45
MISSOURI WESTERN ST COL	256	13	0	0	0	0	13	0	243
MOBERLY AREA JUNIOR COL	33	0	0	0	0	0	0	0	33
NORTHEAST MISSOURI ST U	585	48	24	0	0	16	8	0	537
NORTHWEST MISSOURI ST U	208	0	0	0	0	0	0	0	208
PARK COLLEGE	230	0	0	0	0	0	0	0	230
PENN VALLEY COMMUNITY C	358	0	0	0	0	0	0	0	358
PIONEER CNTY COLLEGE	8	0	0	0	0	0	0	0	8
ROCKHURST COLLEGE	392	0	0	0	0	0	0	0	392
SCHOOL OF THE OZARKS	273	0	0	0	0	0	0	0	273
SEDALIA JUNIOR COLLEGE	27	0	0	0	0	0	0	0	27
SOUTHEAST MISSOURI ST U	441	22	0	0	0	0	16	0	419
SOUTHWEST BAPTIST COLLEGE	261	0	0	0	0	0	0	0	261
SOUTHWEST MISSOURI ST U	594	116	75	0	5	0	36	0	478
ST LOUIS CHRISTIAN COLL	7	0	0	0	0	0	0	0	7
ST LOUIS COL OF PHARMACY	216	0	0	0	0	0	0	0	216
ST LOUIS COMMUNITY COL	449	0	0	0	0	0	0	0	449
ST LOUIS CONS OF MUSIC	11	0	0	0	0	0	0	0	11
ST LOUIS UNIVERSITY	11,110	7,248	6,820	0	0	290	142	0	3,862
ST MARY'S COL OF O'FALLOM	46	0	0	0	0	0	0	0	46
ST PAUL'S COLLEGE (MO)	20	0	0	0	0	0	0	0	20
STATE FAIR COMMUNITY COL	167	0	0	0	0	0	0	0	167
STEPHENS COLLEGE	112	0	0	0	0	0	0	0	112
TARKIO COLLEGE	186	0	0	0	0	0	0	0	186
THE LINDENWOOD COLLEGES	112	0	0	0	0	0	0	0	112
THREE RIVERS CNTY COLLEGE	286	0	0	0	0	0	0	0	286
TRENTON JUNIOR COLLEGE	14	0	0	0	0	0	0	0	14

SEE FOOTNOTES AT END OF TABLE.



(DOLLARS IN THOUSANDS)

STATE & INSTITUTION	TOTAL, ALL ACTIVITIES	ACADEMIC SCIENCE							
		TOTAL ACADEMIC SCIENCE	RESEARCH AND DEVELOPMENT	RED PLANT	FACIL FOR INSTR IN SCI & ENG	FELLOWSHIPS TRNG GRANTS	GENERAL SUPPORT FOR SCI	OTHER SCIENCE	NON-SCIENCE
<b>MISSOURI, CONT'D</b>									
UNIV OF MISSOURI COLUMBIA	29,863	24,724	16,471	0	37	1,205	539	6,472	5,139
UNIV OF MISSOURI KAN CITY	3,205	1,006	490	0	0	131	0	385	2,199
UNIV OF MISSOURI ROLLA	3,109	2,768	2,143	0	74	365	110	76	341
UNIV OF MISSOURI ST LOUIS	884	321	259	0	0	0	0	62	563
UNIV OF MISSOURI SY OFF	826	796	796	0	0	0	0	0	30
WASHINGTON UNIVERSITY	56,794	53,165	47,943	0	422	4,175	313	312	13,629
WEBSTER COLLEGE	152	0	0	0	0	0	0	0	152
WENTWORTH MILITARY ACAD	11	0	0	0	0	0	0	0	11
WESTMINSTER COLLEGE	48	0	0	0	0	0	0	0	48
WILLIAM JEWELL COLLEGE	131	0	0	0	0	0	0	0	131
WILLIAM WOOD COLLEGE	52	0	0	0	0	0	0	0	52
<b>MONTANA, TOTAL</b>	<b>14,563</b>	<b>8,902</b>	<b>5,846</b>	<b>0</b>	<b>766</b>	<b>166</b>	<b>346</b>	<b>1,788</b>	<b>5,661</b>
CARROLL COLLEGE	420	0	0	0	0	0	0	0	420
COLLEGE OF GREAT FALLS	143	0	0	0	0	0	0	0	143
OWSON COMMUNITY COLLEGE	54	0	0	0	0	0	0	0	54
EASTERN MONTANA COLLEGE	890	28	0	0	0	28	0	0	862
FLATHEAD VALLEY CMTY COL	420	0	0	0	0	0	0	0	420
MILES COMMUNITY COLLEGE	194	0	0	0	0	0	0	0	194
MONT COL MINRL SCI & TECH	352	234	167	0	5	62	0	0	118
MONTANA STATE UNIVERSITY	8,677	6,685	4,005	0	749	27	174	1,730	1,992
NORTHERN MONTANA COLLEGE	201	36	0	0	0	0	0	36	165
POCKY MOUNTAIN COLLEGE	173	0	0	0	0	0	0	0	173
UNIVERSITY OF MONTANA	2,915	1,919	1,674	0	12	49	162	22	994
WESTERN MONTANA COLLEGE	124	0	0	0	0	0	0	0	124
<b>NEBRASKA, TOTAL</b>	<b>37,358</b>	<b>24,390</b>	<b>19,462</b>	<b>0</b>	<b>516</b>	<b>321</b>	<b>231</b>	<b>3,860</b>	<b>12,968</b>
BELLEVUE COLLEGE	112	0	0	0	0	0	0	0	112
CENTRAL TECH CMTY COLLEGE	38	0	0	0	0	0	0	0	38
CHAADON STATE COLLEGE	346	0	0	0	0	0	0	0	346
COLLEGE OF ST MARY	250	0	0	0	0	0	0	0	250
CONCORDIA TEACHERS COL	184	0	0	0	0	0	0	0	184
CPEIGHTON UNIVERSITY	3,306	1,092	959	0	0	26	33	14	2,274
DANA COLLEGE	86	0	0	0	0	0	0	0	86
DANE COLLEGE	125	14	14	0	0	0	0	0	111
GRACE COL OF THE BIBLE	75	0	0	0	0	0	0	0	75
HASTINGS COLLEGE	82	0	0	0	0	0	0	0	82
KEAPNEY STATE COLLEGE	435	59	0	0	0	0	0	59	376
MCCOOK COMMUNITY COLLEGE	30	0	0	0	0	0	0	0	30
MID PLAINS CMTY COLLEGE	29	0	0	0	0	0	0	0	29
MIDLAND LUTHERAN COLLEGE	362	0	0	0	0	0	0	0	362
NEBRASKA CHRISTIAN COL	6	0	0	0	0	0	0	0	6
NEBRASKA WESLEYAN UNIV	85	7	0	0	7	0	0	0	78
NEBRASKA WESTERN COLLEGE	35	0	0	0	0	0	0	0	35
NORTHEAST TECH CMTY COL	85	0	0	0	0	0	0	0	85
PEPU STATE COLLEGE	86	0	0	0	0	0	0	0	86
S E CMTY COL - LINCOLN	139	15	15	0	0	0	0	0	124
SOUTHEAST CMTY COL MILFPOD	60	0	0	0	0	0	0	0	60
STHEAST CMTY COL-FAIRBURY	41	0	0	0	0	0	0	0	41
U NEB CTRL ADMIN SYS OFF	4,031	4,000	4,000	0	0	0	0	0	31
U OF NEB HED CTR AT OMAHA	8,562	6,474	6,108	0	0	80	78	208	3,038
UNION COLLEGE (NEB)	155	0	0	0	0	0	0	0	155
UNIV OF NEBRASKA AT OMAHA	2,730	266	214	0	24	12	16	0	2,464
UNIV OF NEBRASKA-LINCOLN	15,608	12,523	8,152	0	55	203	104	3,579	3,085
WAYNE STATE COLLEGE	217	0	0	0	0	0	0	0	217
YORK COLLEGE	58	0	0	0	0	0	0	0	58
<b>NEVADA, TOTAL</b>	<b>10,063</b>	<b>6,945</b>	<b>4,852</b>	<b>0</b>	<b>0</b>	<b>152</b>	<b>121</b>	<b>1,820</b>	<b>3,118</b>
CLARK COUNTY CMTY COLLEGE	59	0	0	0	0	0	0	0	59
DESERT RESEARCH INSTITUTE	1,256	1,256	1,220	0	0	0	0	36	0
NORTHERN NEVADA CMTY COL	6	0	0	0	0	0	0	0	6
SIEPRA NEVADA COLLEGE	33	8	8	0	0	0	0	0	25
U OF NEV SYS ADM SYS OFF	271	271	271	0	0	0	0	0	0
UNIV OF NEVADA - RENO	7,397	5,134	3,170	0	0	59	121	1,784	2,263
UNIV OF NEVADA LAS VEGAS	1,008	276	183	0	0	93	0	0	732
WESTERN NEVADA CMTY COL	33	0	0	0	0	0	0	0	33
<b>NEW HAMPSHIRE, TOTAL</b>	<b>21,924</b>	<b>16,680</b>	<b>14,896</b>	<b>0</b>	<b>95</b>	<b>281</b>	<b>250</b>	<b>1,158</b>	<b>5,244</b>
COLBY-SAWYER COLLEGE	36	0	0	0	0	0	0	0	36
DARTMOUTH COLLEGE	11,379	9,325	8,875	0	29	155	184	82	2,054
FRANKLIN PIERCE COLLEGE	56	0	0	0	0	0	0	0	56
FRANKLIN PIERCE LAB CTR	320	320	308	0	0	0	12	0	0
KEENE STATE COLLEGE	336	16	16	0	0	0	0	0	320
N H VOC TECH-C MANCHESTER	10	0	0	0	0	0	0	0	10
N H VOC TECH C PORTSMOUTH	20	0	0	0	0	0	0	0	20
NATHANIEL HAWTHORNE COL	70	0	0	0	0	0	0	0	70
NEW ENGLAND COLLEGE	134	0	0	0	0	0	0	0	134
NEW HAMPSHIRE COLLEGE	320	20	0	0	20	0	0	0	300
NEW HAMPSHIRE TECH INST	37	0	0	0	0	0	0	0	37
NOTRE DAME COLLEGE (NH)	621	0	0	0	0	0	0	0	621
PLYMOUTH ST COL-UNIV N H	168	0	0	0	5	0	0	0	163
RYTIER COLLEGE	78	0	0	0	0	0	0	0	78
ST ANSELM'S COLLEGE	178	0	0	0	0	0	0	0	178
UNIV OF NEW HAMPSHIRE	7,490	6,994	5,697	0	41	126	54	1,076	496
UNIV SYS OF N HAMPS SYS OF	660	0	0	0	0	0	0	0	660
WHITE PINES COLLEGE	11	0	0	0	0	0	0	0	11

SEE FOOTNOTES AT END OF TABLE.

(DOLLARS IN THOUSANDS)

STATE & INSTITUTION	TOTAL, ALL ACTIVITIES	ACADEMIC SCIENCE							NON-SCIENCE
		TOTAL ACADEMIC SCIENCE	RESEARCH AND DEVELOPMENT	REC PLANT	FACIL FOR INSTR IN SCI & ENG	FELLOWSHIPS TRNG PRANTS	GENERAL SUPPORT FOR SCI	OTHER SCIENCE	
<b>NEW JERSEY, TOTAL</b>	<b>90,151</b>	<b>54,561</b>	<b>46,571</b>	<b>143</b>	<b>377</b>	<b>2,797</b>	<b>1,742</b>	<b>2,931</b>	<b>35,590</b>
ATLANTIC COMMUNITY COL	448	0	0	0	0	0	0	0	448
BERGEN COMMUNITY COLLEGE	193	0	0	0	0	0	0	0	193
BETH MEORASH GOVHA	21	0	0	0	0	0	0	0	21
BLOOMFIELD COLLEGE	771	0	0	0	0	0	0	0	771
BROOKDALE COMMUNITY COL	44	0	0	0	0	0	0	0	44
BURLINGTON COUNTY COLLEGE	342	171	12	0	0	0	159	0	171
CALDWELL COLLEGE	134	0	0	0	0	0	0	0	134
CAMDEN COUNTY COLLEGE	741	0	0	0	0	0	0	0	741
CENTENARY COLLEGE	59	0	0	0	0	0	0	0	59
COL OF MED & DENT OF N J	16,553	9,659	9,056	0	25	241	337	0	6,894
COLLEGE OF ST ELIZABETH	107	59	0	0	0	47	12	0	48
COUNTY COLLEGE OF MORRIS	161	0	0	0	0	0	0	0	161
CUMBERLAND COUNTY COLLEGE	420	0	0	0	0	0	0	0	420
DDN BOSCO COLLEGE	8	0	0	0	0	0	0	0	8
DREW UNIVERSITY	108	0	0	0	0	0	0	0	108
ESSEX COUNTY COLLEGE	1,713	0	0	0	0	0	0	0	1,713
FAIRLEIGH DICKINSON UNIV	2,792	1,285	887	0	23	0	347	28	1,507
FELICIAN COLLEGE (NJ)	80	0	0	0	0	0	0	0	80
GEORGIAN COURT COLLEGE	348	18	0	0	0	0	0	18	330
GLASSBORO STATE COLLEGE	1,096	9	0	0	0	0	0	9	1,087
GLOUCESTER COUNTY COLLEGE	203	0	0	0	0	0	0	0	203
MUDSON CNTY CC COMM	214	0	0	0	0	0	0	0	214
NEW JERSEY STATE COLLEGE	864	0	0	0	0	0	0	0	864
KEAN COL OF NEW JERSEY	949	0	0	0	0	0	0	0	949
MERCER COUNTY CNTY COL	904	0	0	0	0	0	0	0	904
MIDDLESEX COUNTY COLLEGE	312	0	0	0	0	0	0	0	312
MONMOUTH COLLEGE (NJ)	186	11	11	0	0	0	0	0	175
MONTCLAIR STATE COLLEGE	801	91	91	0	0	0	0	0	710
N J INST OF TECHNOLOGY	707	609	505	0	16	2	50	36	98
NORTHEASTERN BIBLE COL	22	0	0	0	0	0	0	0	22
OCEAN COUNTY COLLEGE	146	19	0	0	19	0	0	0	127
PASSAIC COUNTY CNTY COL	445	0	0	0	0	0	0	0	445
PRINCETON UNIVERSITY	22,772	21,716	19,269	143	151	1,856	223	74	1,056
RABBINICAL C OF AMERICA	265	0	0	0	0	0	0	0	265
RAMAPO COLLEGE OF N J	351	0	0	0	0	0	0	0	351
RIDER COLLEGE	385	14	0	0	0	0	0	14	371
RUTGERS THE ST UNIV OF NJ	25,832	18,087	14,522	0	143	509	260	2,653	7,745
SALEM COMMUNITY COLLEGE	162	0	0	0	0	0	0	0	162
SETON HALL UNIVERSITY	2,277	80	0	0	0	65	0	15	2,197
SOMERSET COUNTY COLLEGE	90	0	0	0	0	0	0	0	90
ST PETER'S COLLEGE	728	0	0	0	0	0	0	0	728
STEVENS INSTITUTE OF TECH	2,632	2,158	2,091	0	0	34	0	33	524
STOCKTON STATE COLLEGE	398	60	44	0	0	0	0	16	328
TALMUDICAL INST CTRL JEPS	11	0	0	0	0	0	0	0	11
TRENTON STATE COLLEGE	650	77	54	0	0	0	0	23	573
UNION COLLEGE (NJ)	165	43	0	0	0	43	0	0	122
UPSALA COLLEGE	604	177	6	0	0	0	171	0	427
WESTMINSTER CHRCH COL	69	0	0	0	0	0	0	0	69
WILLIAM PATERSON COLLEGE	828	218	23	0	0	0	183	12	610
<b>NEW MEXICO, TOTAL</b>	<b>58,015</b>	<b>41,882</b>	<b>34,317</b>	<b>0</b>	<b>170</b>	<b>732</b>	<b>4,577</b>	<b>2,086</b>	<b>16,133</b>
COLLEGE OF SANTA FE	889	6	0	0	6	0	0	0	883
EASTERN NEW MEXICO UNIV	935	46	46	0	0	0	0	0	1,889
N MEX INST MINING & TECH	3,175	3,175	2,967	0	36	62	110	0	167
NEW MEXICO HIGHLANDS UNIV	1,940	244	6	0	0	32	206	0	1,696
NEW MEXICO JUNIOR COLLEGE	13	0	0	0	0	0	0	0	13
NEW MEXICO MILITARY INST	52	0	0	0	0	0	0	0	52
NEW MEXICO STATE UNIV	16,135	13,630	11,250	0	37	126	473	1,744	2,505
NRTRN N MEX CNTY COL	209	0	0	0	0	0	0	0	209
UNIV OF ALBUQUERQUE	1,023	114	0	0	0	0	114	0	909
UNIVERSITY OF NEW MEXICO	31,858	24,648	20,048	0	91	512	3,674	323	7,210
WESTERN NEW MEXICO UNIV	619	19	0	0	0	0	0	19	600
<b>NEW YORK, TOTAL</b>	<b>599,207</b>	<b>442,377</b>	<b>393,717</b>	<b>2,914</b>	<b>1,738</b>	<b>25,077</b>	<b>8,555</b>	<b>10,376</b>	<b>156,830</b>
ACADEMY OF AERONAUTICS	352	0	0	0	0	0	0	0	352
AOELPHI UNIVERSITY	2,119	349	203	0	0	127	0	19	1,770
ALBANY COL OF PHARMACY	162	0	0	0	0	0	0	0	162
ALBANY LAW SCHOOL	4	0	0	0	0	0	0	0	4
ALBANY MEDICAL COLLEGE	8,694	6,418	5,801	0	0	483	134	0	2,276
ALFRED UNIVERSITY	325	40	40	0	0	0	0	0	285
BANK STREET COL OF ED	2,948	1,507	1,507	0	0	0	0	0	1,441
BARO COLLEGE	115	0	0	0	0	0	0	0	115
BARNARD COLLEGE	575	152	152	0	0	0	0	0	423
BE'ER SHMUEL TALMUDICAL A	153	0	0	0	0	0	0	0	153
BELZER YESH-MACHZIKEI SEM	107	0	0	0	0	0	0	0	107
BETH M S YOSHER INSTITUTE	3	0	0	0	0	0	0	0	3
BETH HATALMOU COL	25	0	0	0	0	0	0	0	25
BETH JACOB HEBR TCHRS COL	89	0	0	0	0	0	0	0	89
BETH JOSEPH RABBI SEM	6	0	0	0	0	0	0	0	6
BORICUA COLLEGE	845	0	0	0	0	0	0	0	845
BROOKLYN LAW SCHOOL	4	0	0	0	0	0	0	0	4
CANISIUS COLLEGE	878	28	0	0	0	0	0	28	850
CATHEDRAL COL IMMAC CONCP	15	0	0	0	0	0	0	0	15
CAYUGA COUNTY CNTY COL	140	0	0	0	0	0	0	0	140
CAZENOVIA COLLEGE	106	0	0	0	0	0	0	0	106
CEN YESH TOM THIMH LUBUZ	78	0	0	0	0	0	0	0	78
CLARKSON COLLEGE OF TECH	2,677	2,375	2,313	0	15	0	10	37	302
COL OF MOUNT ST VINCENT	310	130	0	0	0	0	130	0	180
COLGATE UNIVERSITY	232	91	63	0	18	0	0	12	139
COLLEGE FOR HUMAN SERVICE	459	0	0	0	0	0	0	0	459
COLLEGE OF NEW ROCHELLE	1,121	0	0	0	0	0	0	0	1,121

SEE FOOTNOTES AT END OF TABLE

(DOLLARS IN THOUSANDS)

STATE & INSTITUTION	TOTAL, ALL ACTIVITIES	ACADEMIC SCIENCE							NON-SCIENCE
		TOTAL ACADEMIC SCIENCE	RESEARCH AND DEVELOPMENT	R&D PLANT	FACIL FOR INSTR IN SCI & ENG	FELLOWSHIPS TRNG GRANTS	GENERAL SUPPORT FOR SCI	OTHER SCIENCE	
<b>NEW JERSEY, TOTAL</b>	<b>90,151</b>	<b>54,561</b>	<b>46,571</b>	<b>143</b>	<b>377</b>	<b>2,797</b>	<b>1,742</b>	<b>2,931</b>	<b>35,590</b>
ATLANTIC COMMUNITY COL	448	0	0	0	0	0	0	0	448
BERGEN COMMUNITY COLLEGE	193	0	0	0	0	0	0	0	193
BETH MEDRASH GOVORA	21	0	0	0	0	0	0	0	21
BLOOMFIELD COLLEGE	771	0	0	0	0	0	0	0	771
BROOKDALE COMMUNITY COL	44	0	0	0	0	0	0	0	44
BURLINGTON COUNTY COLLEGE	342	171	12	0	0	0	159	0	171
CALDWELL COLLEGE	134	0	0	0	0	0	0	0	134
CAMDEN COUNTY COLLEGE	741	0	0	0	0	0	0	0	741
CENTENARY COLLEGE	59	0	0	0	0	0	0	0	59
COL OF MED & DENT OF N J	16,553	9,659	9,056	0	25	241	337	0	6,894
COLLEGE OF ST ELIZABETH	107	59	0	0	0	47	12	0	48
COUNTY COLLEGE OF MORRIS	161	0	0	0	0	0	0	0	161
CUMBERLAND COUNTY COLLEGE	420	0	0	0	0	0	0	0	420
DON BOSCO COLLEGE	8	0	0	0	0	0	0	0	8
DREW UNIVERSITY	108	0	0	0	0	0	0	0	108
ESSEX COUNTY COLLEGE	1,713	0	0	0	0	0	0	0	1,713
FAIRLEIGH DICKINSON UNIV	2,792	1,285	887	0	23	0	347	28	1,507
FELICIAN COLLEGE (NJ)	80	0	0	0	0	0	0	0	80
GEORGLAN COURT COLLEGE	348	18	0	0	0	0	0	18	330
GLASSBORO STATE COLLEGE	1,096	9	0	0	0	0	0	9	1,087
GLOUCESTER COUNTY COLLEGE	203	0	0	0	0	0	0	0	203
HUDSON CNTY CC COMM	214	0	0	0	0	0	0	0	214
JERSEY CITY STATE COLLEGE	864	0	0	0	0	0	0	0	864
KEAN COL OF NEW JERSEY	949	0	0	0	0	0	0	0	949
HEPCER COUNTY CMTY COL	904	0	0	0	0	0	0	0	904
MIDDLESEX COUNTY COLLEGE	312	0	0	0	0	0	0	0	312
MONMOUTH COLLEGE (NJ)	186	11	11	0	0	0	0	0	175
MONTCLAIR STATE COLLEGE	801	91	91	0	0	0	0	0	710
N J INST OF TECHNOLOGY	707	609	505	0	16	2	50	36	98
NORTHEASTERN BIBLE COL	22	0	0	0	0	0	0	0	22
OCEAN COUNTY COLLEGE	146	19	0	0	19	0	0	0	127
PASSAIC COUNTY CMTY COL	445	0	0	0	0	0	0	0	445
PRINCETON UNIVERSITY	22,772	21,716	19,269	143	151	1,856	223	74	1,056
RABBINICAL C OF AMERICA	265	0	0	0	0	0	0	0	265
RAMAPO COLLEGE OF N J	351	0	0	0	0	0	0	0	351
RIDER COLLEGE	395	14	0	0	0	0	0	14	371
RUTGERS THE ST UNIV OF NJ	25,832	18,087	14,522	0	143	509	260	2,653	7,745
SALEM COMMUNITY COLLEGE	162	0	0	0	0	0	0	0	162
SETON HALL UNIVERSITY	2,277	80	0	0	0	65	0	15	2,197
SOMERSET COUNTY COLLEGE	90	0	0	0	0	0	0	0	90
ST PETER'S COLLEGE	728	0	0	0	0	0	0	0	728
STEVENS INSTITUTE OF TECH	2,632	2,158	2,091	0	0	34	0	33	524
STOCKTON STATE COLLEGE	388	60	44	0	0	0	0	16	328
TALMUDICAL INST CTRL JEPS	11	0	0	0	0	0	0	0	11
TRENTON STATE COLLEGE	650	77	54	0	0	0	0	23	573
UNION COLLEGE (NJ)	165	43	0	0	0	43	0	0	122
UPSALA COLLEGE	604	177	6	0	0	0	171	0	427
WESTMINSTER CHORR COL	69	0	0	0	0	0	0	0	69
WILLIAM PATERSON COLLEGE	828	218	23	0	0	0	183	12	610
<b>NEW MEXICO, TOTAL</b>	<b>58,015</b>	<b>41,882</b>	<b>34,317</b>	<b>0</b>	<b>170</b>	<b>732</b>	<b>4,577</b>	<b>2,086</b>	<b>16,133</b>
COLLEGE OF SANTA FE	889	6	0	0	6	0	0	0	883
EASTERN NEW MEXICO UNIV	235	46	46	0	0	0	0	0	1,889
N MEX INST MINING & TECH	1,175	3,175	2,967	0	36	62	110	0	167
NEW MEXICO HIGHLANDS UNIV	1,940	244	6	0	0	32	206	0	1,696
NEW MEXICO JUNIOR COLLEGE	13	0	0	0	0	0	0	0	13
NEW MEXICO MILITARY INST	52	0	0	0	0	0	0	0	52
NEW MEXICO STATE UNIV	16,135	13,630	11,250	0	37	126	473	1,744	2,505
NRTHRN N MEX CMTY COL	209	0	0	0	0	0	0	0	209
UNIV OF ALBUQUERQUE	1,023	114	0	0	0	0	114	0	909
UNIVERSITY OF NEW MEXICO	31,858	24,648	20,048	0	91	512	3,674	323	7,210
WESTERN NEW MEXICO UNIV	619	19	0	0	0	0	0	19	690
<b>NEW YORK, TOTAL</b>	<b>599,207</b>	<b>442,377</b>	<b>393,717</b>	<b>2,914</b>	<b>1,738</b>	<b>25,077</b>	<b>8,555</b>	<b>10,376</b>	<b>156,830</b>
ACADEMY OF AERONAUTICS	352	0	0	0	0	0	0	0	352
ADELPHI UNIVERSITY	2,119	349	203	0	0	127	0	19	1,770
ALBANY COL OF PHARMACY	162	0	0	0	0	0	0	0	162
ALBANY LAW SCHOOL	4	0	0	0	0	0	0	0	4
ALBANY MEDICAL COLLEGE	8,694	6,318	5,801	0	0	483	134	0	2,276
ALFRED UNIVERSITY	325	40	40	0	0	0	0	0	285
BANK STREET COL OF ED	2,948	1,507	1,507	0	0	0	0	0	1,441
BARO COLLEGE	115	0	0	0	0	0	0	0	115
BARNARD COLLEGE	575	152	152	0	0	0	0	0	423
BE'ER SHMUEL TALMUDICAL A	153	0	0	0	0	0	0	0	153
BELZER YESH-MACHZIKET SEM	107	0	0	0	0	0	0	0	107
BETH H S YOSHER INSTITUTE	3	0	0	0	0	0	0	0	3
BETH HATALMUD COL	25	0	0	0	0	0	0	0	25
BETH JACOB HEBR TCHRS COL	89	0	0	0	0	0	0	0	89
BETH JOSEPH RABBI SEM	6	0	0	0	0	0	0	0	6
BORICUA COLLEGE	845	0	0	0	0	0	0	0	845
BROOKLYN LAW SCHOOL	4	0	0	0	0	0	0	0	4
CANISIUS COLLEGE	878	28	0	0	0	0	0	28	850
CATHEDRAL COL IMMAC CONCP	15	0	0	0	0	0	0	0	15
CAYUGA COUNTY CMTY COL	140	0	0	0	0	0	0	0	140
CAZENOVIA COLLEGE	106	0	0	0	0	0	0	0	106
CEN YESH TOM THIMIM LUBUZ	78	0	0	0	0	0	0	0	78
CLARKSON COLLEGE OF TECH	2,677	2,375	2,313	0	15	0	10	37	302
COL OF MOUNT ST VINCENT	310	130	0	0	0	0	130	0	180
COLGATE UNIVERSITY	232	97	43	0	19	0	0	12	139
COLLEGE FOR HUMAN SERVICE	454	0	0	0	0	0	0	0	459
COLLEGE OF NEW ROCHELLE	1,154	34	44	0	0	0	0	0	1,121

SEE FOOTNOTES AT END OF TABLE

(DOLLARS IN THOUSANDS)

STATE & INSTITUTION	TOTAL, ALL ACTIVITIES	ACADEMIC SCIENCE							NON-SCIENCE
		TOTAL ACADEMIC SCIENCE	RESEARCH AND DEVELOPMENT	RED PLANT	FACIL INSTR SCI & ENG	FELLOWSHIPS TRNG GRANTS	GENERAL SUPPORT FOR SCI	OTHER SCIENCE	
NEW YORK, CONT'D									
COLLEGE OF ST ROSE	204	0	0	0	0	0	0	0	204
COLUMBIA U TEACHERS COL	4,082	1,670	1,578	0	0	42	0	50	2,392
COLUMBIA UNIV MAIN DIV	88,954	79,936	73,759	106	424	4,512	887	248	9,018
COLUMBIA UNIV SYS OFF	1,057	1,057	0	0	0	0	0	0	0
CONCORDIA COLLEGE (NY)	51	0	0	0	0	0	0	0	51
COOPER UNION	258	117	0	0	0	0	117	0	141
CORNELL UNIVERSITY	86,048	81,844	68,927	362	330	3,485	638	8,102	4,204
CUNY BERNARD BARUCH COL	683	99	93	0	0	6	0	0	584
CUNY BORO OF MAN CMTY COL	130	0	0	0	0	0	0	0	130
CUNY BRONX CMTY COLLEGE	7,206	236	0	0	0	0	236	0	970
CUNY BROOKLYN COLLEGE	1,453	1,205	1,028	0	2	7	82	86	248
CUNY CENTRAL SYS OFF	21,658	221	189	0	0	32	0	0	21,437
CUNY CITY COLLEGE	5,100	3,926	3,181	0	36	94	539	76	1,174
CUNY COL S ISL ST GEORGE	123	87	87	0	0	0	0	0	36
CUNY GRAD SCH & UNIV CTR	3,071	1,972	1,374	0	0	346	220	32	1,099
CUNY MOSTOS CMTY COLLEGE	69	0	0	0	0	0	0	0	69
CUNY HUNTER COLLEGE	2,709	1,665	1,488	0	7	129	41	0	1,044
CUNY JHN JAY COL CPIM JUS	119	87	87	0	0	0	0	0	32
CUNY KINGSBORO CMTY COL	80	0	0	0	0	0	0	0	80
CUNY LAGUARDIA CMTY COL	390	0	0	0	0	0	0	0	390
CUNY LEHMAN COLLEGE	888	275	54	0	0	0	221	0	608
CUNY MEDGAR EVERS COLLEGE	1,306	755	200	0	0	203	352	0	551
CUNY MT SINAI SCH OF MED	25,446	22,726	21,131	0	0	1,314	201	80	2,720
CUNY N Y CITY CMTY COL	2,489	0	0	0	0	0	0	0	2,489
CUNY QUEENS COLLEGE	1,634	1,195	796	0	29	17	317	36	439
CUNY QUEENSBORO CMTY COL	176	26	26	0	0	0	0	0	150
CUNY STATEN ISL CMTY COL	72	0	0	0	0	0	0	0	72
CUNY YORK COLLEGE	384	366	34	0	0	0	243	29	78
D'YOUVILLE COLLEGE	418	0	0	0	0	0	0	0	418
DAEMEN COLLEGE	308	0	0	0	0	0	0	0	308
DEPECH AYSON PABBIN SEM	78	0	0	0	0	0	0	0	78
DOMINICAN COL OF BLAUVELT	68	0	0	0	0	0	0	0	68
DOWLING COLLEGE	550	0	0	0	0	0	0	0	550
EDUC INST OHOLEI TORAH	71	0	0	0	0	0	0	0	71
EISENHOWER COLLEGE	222	13	0	0	0	13	0	0	209
ELIZABETH SETON COLLEGE	196	0	0	0	0	0	0	0	196
ELMIRA COLLEGE	651	0	0	0	0	0	0	0	651
FIVE TOWNS COLLEGE	44	0	0	0	0	0	0	0	44
FORDHAM UNIVERSITY	3,792	1,084	921	0	0	132	31	0	2,708
FRIENDS WORLD COLLEGE	32	0	0	0	0	0	0	0	32
HAMILTON COLLEGE	228	102	95	0	7	0	0	0	126
HARRIMAN COLLEGE	74	0	0	0	0	0	0	0	74
HARTWICK COLLEGE	130	0	0	0	0	0	0	0	130
HOBART-WM SMITH COLLEGES	145	45	25	0	0	0	0	20	130
HOFSTRA UNIVERSITY	1,913	240	109	0	0	89	0	42	1,673
HOUGHTON COLLEGE	243	76	76	0	0	0	0	0	167
IONA COLLEGE	498	0	0	0	0	0	0	0	498
ITHACA COLLEGE	439	116	51	0	0	37	40	28	323
JEWISH THEOL SEM OF AMEP	76	0	0	0	0	0	0	0	76
JUILLIARD SCHOOL	78	0	0	0	0	0	0	0	78
KEMILATH YAKOV RAB SEM	146	0	0	0	0	0	0	0	146
KEUKA COLLEGE	207	0	0	0	0	0	0	0	207
KING'S COLLEGE (NY)	124	0	0	0	0	0	0	0	124
LADYCLIFF COLLEGE	91	0	0	0	0	0	0	0	91
LE MOYNE COLLEGE	475	0	0	0	0	0	0	0	475
LI SEM JEW STUD WOMEN	10	0	0	0	0	0	0	0	10
LONG ISLAND UNIVERSITY	3,896	892	247	0	7	140	366	132	3,004
MACHZIKEI MAGATH RAB COL	159	0	0	0	0	0	0	0	159
MALCOLM KING COLLEGE	76	0	0	0	0	0	0	0	76
MANHATTAN COLLEGE	1,222	839	788	0	0	0	43	0	383
MANHATTAN SCH OF MUSIC	20	0	0	0	0	0	0	0	20
MANHATTANVILLE COLLEGE	109	10	0	0	10	0	0	0	99
MANNES COL OF MUSIC	45	0	0	0	0	0	0	0	45
MARIA COLLEGE OF ALBANY	98	0	0	0	0	0	0	0	98
MARIA REGINA COLLEGE	41	0	0	0	0	0	0	0	41
MAPIST COLLEGE	868	100	0	0	0	0	50	50	768
MARYMOUNT COLLEGE (NY)	112	0	0	0	0	0	0	0	112
MARYMOUNT MANHATTAN COL	646	0	0	0	0	0	0	0	646
MATER DEI COLLEGE	69	0	0	0	0	0	0	0	69
MEDAILLE COLLEGE	319	0	0	0	0	0	0	0	319
MERCY COLLEGE	964	0	0	0	0	0	0	0	964
MES TOR VODAAH PABIN SEM	30	0	0	0	0	0	0	0	30
MESIVTA ESTN PKMY RAB SEM	10	0	0	0	0	0	0	0	10
MESIVTHA TIFERETH JERU AM	20	0	0	0	0	0	0	0	20
MIRRER YESHIVA CENT INST	8	0	0	0	0	0	0	0	8
MOLLOY COLLEGE	244	0	0	0	0	0	0	0	244
MOUNT ST MARY COLLEGE	550	12	0	0	0	0	0	12	538
N Y COL OF PODIATRIC MED	680	0	0	0	0	0	0	0	680
NAZARETH COL OF ROCHESTER	565	0	0	0	0	0	0	0	565
NEW SCH FOR SOC RESEARCH	142	76	76	0	0	0	0	0	66
NEW YORK INST TECHNOLOGY	2,237	104	104	0	0	0	0	0	2,133
NEW YORK LAW SCHOOL	50	22	0	0	0	22	0	0	28
NEW YORK MEDICAL COLLEGE	9,846	5,257	4,953	0	0	166	138	0	4,589
NEW YORK UNIVERSITY	51,186	42,598	38,891	54	96	3,237	277	43	8,538
NIAGARA UNIVERSITY	433	0	0	0	0	0	0	0	433
NYACK COLLEGE	134	0	0	0	0	0	0	0	134
OMP HAMEIR THEOL SEM	9	0	0	0	0	0	0	0	9
PACE UNIVERSITY	1,518	0	0	0	0	0	0	0	1,518
PAPSONS SCHOOL OF DESIGN	232	0	0	0	0	0	0	0	232
PAUL SMITH'S COL ARTS,SCI	79	0	0	0	0	0	0	0	79
POLYTECHNIC INST OF N Y	4,969	4,246	4,209	0	13	8	16	0	723
PRATT INSTITUTE	496	0	0	0	0	0	0	0	496
RAB COL BOBBER YESHIVA	199	0	0	0	0	0	0	0	199
RAB SEM BETH HITZCHOK	32	0	0	0	0	0	0	0	32

SEE FOOTNOTES AT END OF TABLE.

(DOLLARS IN THOUSANDS)

STATE & INSTITUTION	TOTAL, ALL ACTIVITIES	ACADEMIC SCIENCE								NON-SCIENCE
		TOTAL ACADEMIC SCIENCE	RESEARCH AND DEVELOPMENT	R&D PLANT	FACIL FOR INSTR IN SCI & ENG	FELLOWSHIPS TRNG GRANTS	GENERAL SUPPORT FOR SCI	OTHER SCIENCE		
NEW YORK, CONT'D										
RABB COL OF KAMENITZ YESH	38	0	0	0	0	0	0	0	0	38
RABBINICAL C' BETH SHRAGA	5	0	0	0	0	0	0	0	0	5
RABBINICAL SEM MKOR CHAIM	28	0	0	0	0	0	0	0	0	28
RABBINICAL SEM NEW SQUARE	295	0	0	0	0	0	0	0	0	295
RABBINICAL SEM OF AMERICA	8	0	0	0	0	0	0	0	0	8
RABBINICAL SEM OF HUNKACS	291	0	0	0	0	0	0	0	0	291
RABBINICAL ACAD M R BERLIN	11	0	0	0	0	0	0	0	0	11
RABBINICAL COL CHSAN SOFER	75	0	0	0	0	0	0	0	0	75
RABBINICAL COLL OF SANZ	136	0	0	0	0	0	0	0	0	136
RENSSELAER POLYTECH INST	9,265	8,797	7,742	20	124	150	173	588	0	468
ROBERTS WESLEYAN COLLEGE	162	0	0	0	0	0	0	0	0	162
ROCHESTER INST TECHNOLOGY	898	42	0	0	20	0	0	0	22	856
POCKEFELLER UNIVERSITY	18,619	18,619	17,163	0	0	1,228	201	0	27	0
RUSSELL SAGE COLLEGE	577	81	29	0	24	28	0	0	0	496
SARA SCHENIRER TCHRS SEM	27	0	0	0	0	0	0	0	0	27
SARAH LAWRENCE COLLEGE	110	0	0	0	0	0	0	0	0	110
SM'OR YOSHUV RABBINICAL C	20	0	0	0	0	0	0	0	0	20
SIENA COLLEGE	291	15	15	0	0	0	0	0	0	276
SKIDMORE COLLEGE	257	24	0	0	12	0	0	0	12	233
ST BONAVENTURE UNIVERSITY	157	24	13	0	11	0	0	0	0	133
ST FRANCIS COLLEGE (NY)	328	0	0	0	0	0	0	0	0	328
ST JOHN FISHER COLLEGE	153	0	0	0	0	0	0	0	0	153
ST JOHN'S UNIVERSITY (NY)	1,751	114	83	0	0	0	0	0	31	1,637
ST JOSEPH'S COLLEGE	157	0	0	0	0	0	0	0	0	157
ST LAWRENCE UNIVERSITY	496	84	0	0	0	0	0	0	84	412
ST THOMAS AQUINAS COLLEGE	324	58	0	0	0	58	0	0	0	266
SUNY ADIRONDACK CMTY COL	125	0	0	0	0	0	0	0	0	125
SUNY AG & TECH ALFRED	290	250	0	0	0	0	250	0	0	40
SUNY AG & TECH CANTON	43	0	0	0	0	0	0	0	0	43
SUNY AG & TECH COBLESKILL	5	0	0	0	0	0	0	0	0	5
SUNY AG & TECH DELHI	98	0	0	0	0	0	0	0	0	98
SUNY AG & TECH FARMINGDALE	223	0	0	0	0	0	0	0	0	223
SUNY AG & TECH MORRISVILLE	14	0	0	0	0	0	0	0	0	14
SUNY AT ALBANY	8,773	8,669	8,371	0	30	150	75	43	0	104
SUNY AT BINGHAMTON	2,688	2,237	2,107	0	24	49	39	18	0	451
SUNY AT BUFFALO	19,776	15,856	14,524	0	52	888	376	16	0	3,920
SUNY AT STONY BROOK	18,114	18,374	14,629	390	189	629	439	99	0	1,740
SUNY BROOME TECH CMTY COL	211	0	0	0	0	0	0	0	0	211
SUNY CLINTON CMTY COLLEGE	140	0	0	0	0	0	0	0	0	140
SUNY CMTY COL FINGER LAKE	207	0	0	0	0	0	0	0	0	207
SUNY COL AT OLD WESTBURY	161	0	0	0	0	0	0	0	0	161
SUNY COL OF ENV SCI & FOP	902	890	760	0	100	8	22	0	0	12
SUNY COLLEGE AT PURCHASE	196	66	66	0	0	0	0	0	0	130
SUNY COLLEGE BROCKPORT	731	331	92	0	0	0	239	0	0	400
SUNY COLLEGE BUFFALO	466	173	70	0	0	93	10	0	0	293
SUNY COLLEGE CORTLAND	184	160	15	0	3	0	142	0	0	24
SUNY COLLEGE FREDONIA	117	47	0	0	0	0	0	47	0	70
SUNY COLLEGE GENESEO	105	10	0	0	0	0	0	10	0	95
SUNY COLLEGE NEW PALTZ	418	12	0	0	0	0	12	0	0	406
SUNY COLLEGE ONEONTA	201	118	0	0	0	0	118	0	0	83
SUNY COLLEGE OSWEGO	73	10	0	0	10	0	0	0	0	63
SUNY COLLEGE PLATTSBURGH	628	192	156	0	10	0	0	26	0	436
SUNY COLLEGE POTS DAM	103	20	12	0	8	0	0	0	0	83
SUNY COLLEGE UTICA ROME	118	0	0	0	0	0	0	0	0	118
SUNY COLUMBIA GREENE COL	82	0	0	0	0	0	0	0	0	82
SUNY CORNING CMTY COLLEGE	213	0	0	0	0	0	0	0	0	213
SUNY DOWNSTATE MED CTR	5,111	5,751	5,198	0	0	405	148	0	0	2,360
SUNY DUTCHESS CMTY COL	398	212	0	0	0	0	212	0	0	186
SUNY ERIE CMTY COLLEGE	918	36	36	0	0	0	0	0	0	882
SUNY FASHION INST TECH	648	0	0	0	0	0	0	0	0	648
SUNY FULTON MONT CMTY COL	111	0	0	0	0	0	0	0	0	111
SUNY GENESEE CMTY COLLEGE	365	0	0	0	0	0	0	0	0	365
SUNY HERKIMER CO CMTY COL	108	0	0	0	0	0	0	0	0	108
SUNY HUDSON VAL CMTY COL	533	0	0	0	0	0	0	0	0	533
SUNY JAMESTOWN CMTY COL	274	37	0	0	0	0	37	0	0	237
SUNY JEFFERSON CMTY COL	89	0	0	0	0	0	0	0	0	89
SUNY MARITIME COLLEGE	4	0	0	0	0	0	0	0	0	4
SUNY MONROE VAL CMTY COL	436	0	0	0	0	0	0	0	0	436
SUNY MONROE CMTY COLLEGE	481	0	0	0	0	0	0	0	0	481
SUNY NASSAU CMTY COLLEGE	394	0	0	0	0	0	0	0	0	394
SUNY NIAGARA CMTY COL	269	0	0	0	0	0	0	0	0	269
SUNY NORTH CNTRY CMTY COL	202	62	0	0	0	62	0	0	0	140
SUNY ONONDAGA CMTY COL	386	0	0	0	0	0	0	0	0	386
SUNY ORANGE CMTY COL	284	0	0	0	0	0	0	0	0	284
SUNY REGENTS EXTLN DEGREE	313	186	180	0	0	6	0	0	0	127
SUNY ROCKLAND CMTY COL	721	61	0	0	0	61	0	0	0	660
SUNY SCENECTADY CMTY CC	55	0	0	0	0	0	0	0	0	55
SUNY ST COL OF OPTOMETRY	247	143	143	0	0	0	0	0	0	104
SUNY SUFFOLK CO CMTY COL	613	0	0	0	0	0	0	0	0	613
SUNY SULLIVAN CO CMTY COL	195	0	0	0	0	0	0	0	0	195
SUNY SYSTEM OFFICE	14,414	623	509	0	0	13	7	94	0	13,791
SUNY TOMPKINS CORTLAND CC	173	0	0	0	0	0	0	0	0	173
SUNY ULSTER CMTY CMTY COL	134	0	0	0	0	0	0	0	0	134
SUNY UPSTATE MEDICAL CTR	6,784	4,638	4,401	0	0	103	124	10	0	2,146
SUNY WESTCHESTER CMTY COL	185	22	22	0	0	0	0	0	0	167
SYRACUSE UNIVERSITY	14,956	10,470	10,178	0	12	170	101	0	0	4,486
TJOURD COLLEGE	801	0	0	0	0	0	0	0	0	801
TROAIRE COLLEGE	130	0	0	0	0	0	0	0	0	130
UNION COLLEGE (NY)	451	113	113	0	0	0	0	0	0	338
UNION THEOL SEMINARY (NY)	16	0	0	0	0	0	0	0	0	16
UNIVERSITY OF ROCHESTER	43,663	0,321	35,427	1,982	20	2,533	312	47	0	3,342
VASSAR COLLEGE	753	335	280	0	0	13	28	14	0	418
VILLA MARIA COL BUFFALO	46	0	0	0	0	0	0	0	0	46
VOORHEES TECH INST	252	252	252	0	0	0	0	0	0	0

SEE FOOTNOTES AT END OF TABLE.



STATE & INSTITUTION	TOTAL, ALL ACTIVITIES	ACADEMIC SCIENCE							NON-SCIENCE
		TOTAL ACADEMIC SCIENCE	RESEARCH AND DEVELOPMENT	PEP PLANT	FACIL FOR INSTR IN SCI & ENG	FELLOWSHIPS TRNG GRANTS	GENERAL SUPPORT FOR SCI	OTHER SCIENCE	
<b>NEW YORK, CONT'D</b>									
WADHAMS HALL	7	0	0	0	0	0	0	0	7
WAGNER COLLEGE	406	7	7	0	0	0	0	0	399
WEBB INST OF NAVAL ARCH	37	33	33	0	0	0	0	0	4
WELLS COLLEGE	102	39	39	0	0	0	0	0	63
YESH BETH SHEAR RABB INST	84	0	0	0	0	0	0	0	84
YESHIVA BETH HILLEL KRSNA	16	0	0	0	0	0	0	0	16
YESHIVA KIBBUTZ TASHBAR	8	0	0	0	0	0	0	0	8
YESHIVA UNIVERSITY	43,678	39,400	35,305	0	96	3,772	201	26	4,278
YESHIVATH ZICHRON MOSHE	37	0	0	0	0	0	0	0	37
<b>NORTH CAROLINA, TOTAL</b>	<b>187,494</b>	<b>135,047</b>	<b>110,589</b>	<b>1,409</b>	<b>586</b>	<b>8,672</b>	<b>2,754</b>	<b>11,037</b>	<b>52,447</b>
APPALACHIAN ST UNIVERSITY	1,980	1,053	971	0	10	38	0	33	927
ASHEWL BUNCOMBE TECH INST	68	0	0	0	0	0	0	0	68
ATLANTIC CHRISTIAN COL	293	0	0	0	0	0	0	0	293
BABER-SCOTIA COLLEGE	1,433	116	0	0	0	0	116	0	1,317
BEAUFORT COUNTY TECH-INST	176	0	0	0	0	0	0	0	176
BELMONT ABBEY COLLEGE	79	0	0	0	0	0	0	0	79
BENNETT COLLEGE (INC)	1,458	219	0	0	0	0	219	0	1,239
BLUE RIDGE TECHNICAL INST	170	0	0	0	0	0	0	0	170
BREVARD COLLEGE	47	0	0	0	0	0	0	0	47
CALDWELL CC AND TECH INST	197	0	0	0	0	0	0	0	197
CAMPBELL UNIVERSITY	339	0	0	0	0	0	0	0	339
CAPE FEAR TECHNICAL INST	103	0	0	0	0	0	0	0	103
CAPERET TECHNICAL INST	22	0	0	0	0	0	0	0	22
CATAWBA COLLEGE	107	0	0	0	0	0	0	0	107
CATAWBA VALLEY TECH/INST	26	0	0	0	0	0	0	0	26
CENTRAL CAROLINA TECH INS	36	0	0	0	0	0	0	0	36
CENTRAL PIEDMONT CNTY COL	228	0	0	0	0	0	0	0	228
CHOWAN COLLEGE	465	0	0	0	0	0	0	0	465
COASTAL CAROLINA CNTY COL	77	0	0	0	0	0	0	0	77
COLLEGE OF THE ALBEMARLE	14	0	0	0	0	0	0	0	14
CRAVEN COMMUNITY COLLEGE	104	0	0	0	0	0	0	0	104
DAVIDSON COLLEGE	55	0	0	0	0	0	0	0	55
DAVIDSON COUNTY CNTY COL	42	0	0	0	0	0	0	0	42
DUKE UNIVERSITY	51,668	47,712	41,728	36	157	4,745	565	481	3,956
DURHAM COLLEGE	292	0	0	0	0	0	0	0	292
DURHAM TECHNICAL INST	228	0	0	0	0	0	0	0	228
EAST CAROLINA UNIVERSITY	3,247	1,413	730	0	0	103	263	13	2,134
EDGEcombe TECHNICAL INST	36	0	0	0	0	0	0	0	36
ELIZABETH CITY STATE UNIV	2,089	127	0	0	0	0	127	0	1,962
ELON COLLEGE	193	0	0	0	0	0	0	0	193
FAYETTEVILLE STATE UNIV	671	0	0	0	0	0	0	0	671
FAYETTEVILLE TECH INST	213	0	0	0	0	0	0	0	213
FORSYTH TECHNICAL INST	32	0	0	0	0	0	0	0	32
GARDNER-WEBB COLLEGE	174	0	0	0	0	0	0	0	174
GASTON COLLEGE	44	0	0	0	0	0	0	0	44
GREENSBORO COLLEGE	374	0	0	0	0	0	0	0	374
GREENSBORO COLLEGE	78	0	0	0	0	0	0	0	78
GREENSBORO TECHNICAL INST	215	0	0	0	0	0	0	0	215
HALIFAX CNTY COLLEGE	160	0	0	0	0	0	0	0	160
HAMILTON COLLEGE	141	0	0	0	0	0	0	0	141
HAYWOOD TECHNICAL INST	19	0	0	0	0	0	0	0	19
HIGH POINT COLLEGE	106	0	0	0	0	0	0	0	106
ISOTHERMAL COMMUNITY COL	57	0	0	0	0	0	0	0	57
JAMES SPRUNT INSTITUTE	276	0	0	0	0	0	0	0	276
JOHNSON C SMITH UNIV	1,016	372	0	0	3	99	258	12	644
JOHNSTON TECH INST	6	0	0	0	0	0	0	0	6
KING'S COLLEGE-CHARLOTTE	61	0	0	0	0	0	0	0	61
LEES-MORAE COLLEGE	76	0	0	0	0	0	0	0	76
LENOIR COMMUNITY COLLEGE	399	0	0	0	0	0	0	0	399
LENOIR-RHYNE COLLEGE	158	0	0	0	0	0	0	0	158
LIVINGSTONE COLLEGE	1,917	0	0	0	0	0	0	0	1,917
LOUISBURG COLLEGE	112	0	0	0	0	0	0	0	112
MARS HILL COLLEGE	444	0	0	0	0	0	0	0	444
MARTIN COMMUNITY COLLEGE	252	0	0	0	0	0	0	0	252
MAYLAND TECHNICAL INST	2	0	0	0	0	0	0	0	2
MCOONWELL TECHNICAL INST	24	0	0	0	0	0	0	0	24
MEREDITH COLLEGE	80	0	0	0	0	0	0	0	80
METHUEN COLLEGE	136	0	0	0	0	0	0	0	136
MITCHELL COMMUNITY COL	88	0	0	0	0	0	0	0	88
MONTREAT-ANDERSON COLLEGE	43	0	0	0	0	0	0	0	43
MOUNT OLIVE COLLEGE	57	0	0	0	0	0	0	0	57
N C SCHOOL OF THE ARTS	36	0	0	0	0	0	0	0	36
NORTH STATE UNIV AT RALEIGH	26,635	25,320	15,621	0	84	175	170	9,270	1,215
NASH TECHNICAL INSTITUTE	19	0	0	0	0	0	0	0	19
NC AG & TECH STATE UNIV	4,409	3,264	2,605	0	12	121	159	967	1,145
NORTH CARO WESLEYAN COL	355	0	0	0	0	0	0	0	355
NORTH CAROLINA CNTPL UNIV	2,564	388	172	0	19	2	15	39	2,176
PEACE COLLEGE	26	0	0	0	0	0	0	0	26
PEMBROKE STATE UNIVERSITY	1,094	0	0	0	0	0	0	0	1,094
PREIFFER COLLEGE	109	0	0	0	0	0	0	0	109
PITT TECHNICAL INSTITUTE	455	0	0	0	0	0	0	0	455
QUEENS COLLEGE	13	0	0	0	0	0	0	0	13
RANDOLPH TECHNICAL INST	21	0	0	0	0	0	0	0	21
RICHMOND TECHNICAL INST	61	0	0	0	0	0	0	0	61
ROCKINGHAM COMMUNITY COL	78	0	0	0	0	0	0	0	78
ROMAN TECHNICAL INSTITUTE	32	0	0	0	0	0	0	0	32
SACRED HEART COLLEGE	18	0	0	0	0	0	0	0	18
SALEM COLLEGE	35	11	0	0	0	0	11	0	24
SAMPSON TECHNICAL INST	70	0	0	0	0	0	0	0	70
SANDHILLS COMMUNITY COL	225	0	0	0	0	0	0	0	225
SHAW UNIVERSITY	291	54	54	0	0	0	0	0	237
SOUTHEASTRN CNTY COL (INC)	482	0	0	0	0	0	0	0	482

SEE FOOTNOTES AT END OF TABLE.

107



(DOLLARS IN THOUSANDS)

STATE & INSTITUTION	TOTAL ALL ACTIVITIES	ACADEMIC SCIENCE							
		TOTAL ACADEMIC SCIENCE	RESEARCH AND DEVELOPMENT	ROO PLANT	ACADEMIC FACIL FOR INSTR IN SCI & ENG	FELLOWSHIPS TRNG GRANTS	GENERAL SUPPORT FOR SCI	OTHER SCIENCE	NON-SCIENCE
<b>NORTH CAROLINA, CONT'D</b>									
SOUTHWESTERN TECH INST	205	0	0	0	0	0	0	0	205
ST ANDREWS PRESBY COL	105	6	0	0	0	0	0	6	99
ST AUGUSTINES COLLEGE	1,924	118	100	0	0	0	0	18	1,806
ST MARY'S COLLEGE	5	0	0	0	0	0	0	0	5
SUPPLY COMMUNITY COLLEGE	62	0	0	0	9	0	0	0	62
TECH INST OF ALAMANCE	35	0	0	0	0	0	0	0	35
UNIV OF N C AT ASHEVILLE	36	0	0	0	0	0	0	0	36
UNIV OF N C AT CHARLOTTE	798	297	207	0	9	0	0	81	501
UNIV OF N C AT GREENSBORO	1,091	304	278	0	0	0	0	14	787
UNIV OF N C AT WILMINGTON	354	111	95	0	12	0	0	16	243
UNIV OF N C SYS OFF	2,230	1,360	1,299	0	0	33	0	18	880
UNIV OF NC AT CHAPEL HILL	57,428	45,142	46,179	1,373	260	2,886	387	57	12,286
WAKE FOREST UNIVERSITY	8,957	7,563	7,039	0	0	390	134	0	1,394
WAKE TECHNICAL COLLEGE	78	0	0	0	0	0	0	0	78
WARREN WILSON COLLEGE	502	0	0	0	0	0	0	0	502
WAYNE COMMUNITY COLLEGE	447	80	0	0	0	80	0	0	367
WESTERN CAROLINA UNIV	1,044	167	111	0	14	0	29	3	877
WESTERN PIEDMONT CMTY COL	158	0	0	0	0	0	0	0	158
WILKES COMMUNITY COLLEGE	93	0	0	0	0	0	0	0	93
WILSON COUNTY TECH INST	459	0	0	0	0	0	0	0	459
WINGATE COLLEGE	182	0	0	0	0	0	0	0	182
WINSTON-SALEM STATE UNIV	1,970	158	0	0	0	0	158	0	1,812
<b>NORTH-DAKOTA, TOTAL</b>	<b>18,372</b>	<b>9,845</b>	<b>7,297</b>	<b>0</b>	<b>70</b>	<b>124</b>	<b>53</b>	<b>2,301</b>	<b>8,527</b>
BISMARCK JUNIOR COLLEGE	449	0	0	0	0	0	0	0	449
DICKINSON STATE COLLEGE	99	0	0	0	0	0	0	0	99
JAMESTOWN COLLEGE	622	0	0	0	0	0	0	0	622
LAKE REGION JUNIOR COL	328	0	0	0	0	0	0	0	328
MARY COLLEGE	981	0	0	0	0	0	0	0	981
MAYVILLE STATE COLLEGE	69	0	0	0	0	0	0	0	69
MINOT STATE COLLEGE	277	0	0	0	0	0	0	0	277
N DAK STATE SCHOOL SCI	218	0	0	0	0	0	0	0	218
NORTH DAKOTA STATE UNIV	6,105	4,978	2,636	0	20	0	39	2,283	1,127
STANDING ROCK CMTY COL	438	0	0	0	0	0	0	0	438
TRINITY BIBLE INSTITUTE	72	0	0	0	0	0	0	0	72
TURTLE MOUNTAIN COMM COL	457	78	78	0	0	0	0	0	379
UNIVERSITY OF N DAKOTA	9,149	4,789	4,583	0	50	124	14	18	3,360
VALLEY CITY STATE COLLEGE	108	0	0	0	0	0	0	0	108
<b>OHIO, TOTAL</b>	<b>185,315</b>	<b>123,620</b>	<b>106,440</b>	<b>0</b>	<b>1,114</b>	<b>5,191</b>	<b>1,973</b>	<b>8,902</b>	<b>61,695</b>
ANTIUCH UNIVERSITY	612	65	0	0	0	0	45	20	547
APT ACADEMY OF CINCINNATI	5	0	0	0	0	0	0	0	5
ASHLAND COLLEGE	474	0	0	0	0	0	0	0	474
ATHENAEUM OF OHIO	1	0	0	0	0	0	0	0	1
BALDWIN-WALLACE COLLEGE	668	0	0	0	0	0	0	0	668
BELMONT TECHNICAL COLLEGE	2	0	0	0	0	0	0	0	2
BLUFFTON COLLEGE	173	0	0	0	0	0	0	0	173
BOWLING GREEN STATE UNIV	2,553	1,182	851	0	31	166	0	134	1,371
CAPITAL UNIVERSITY	432	23	23	0	0	0	0	0	409
CASE WESTERN RESERVE UNIV	37,706	32,373	29,189	0	457	2,212	379	136	5,333
CEDARVILLE COLLEGE	92	0	0	0	0	0	0	0	92
CENTRAL OHIO TECH COL	23	9	9	0	0	0	0	0	14
CENTRAL STATE UNIVERSITY	1,429	195	140	0	0	0	27	28	1,234
CHATFIELD COLLEGE	83	0	0	0	0	0	0	0	83
CINCINNATI BIBLE SEMINARY	38	0	0	0	0	0	0	0	38
CINCINNATI TECHNICAL INST	88	0	0	0	0	0	0	0	88
CIPLEVILLE BIBLE COLLEGE	38	0	0	0	0	0	0	0	38
CLARK TECHNICAL COLLEGE	98	0	0	0	0	0	0	0	98
CLEVELAND INST OF APT	75	0	0	0	0	0	0	0	75
CLEVELAND INST OF MUSIC	43	0	0	0	0	0	0	0	43
CLEVELAND STATE UNIV	963	259	224	0	2	23	0	0	714
COL MT ST JOSEPH-ON-OHIO	195	21	21	0	0	0	0	0	174
COL OF STEUBENVILLE	202	0	0	0	0	0	0	0	202
COLLEGE OF WOOSTER	228	59	23	0	22	0	0	14	169
COLUMBUS COL APT & DESIGN	134	0	0	0	0	0	0	0	134
COLUMBUS TECHNICAL INST	115	0	0	0	0	0	0	0	115
CUYAHOGA CMTY COL DIST	377	0	0	0	0	0	0	0	1,377
DAVIS JUNIOR COLLEGE	52	0	0	0	0	0	0	0	52
DEFIANCE COLLEGE	247	0	0	0	0	0	0	0	247
DENISON UNIVERSITY	111	43	33	0	10	0	0	0	68
DYKE COLLEGE	349	0	0	0	0	0	0	0	349
EDGECLIFF COLLEGE	54	0	0	0	0	0	0	0	54
FINDLAY COLLEGE	381	0	0	0	0	0	0	0	381
FRANKLIN UNIVERSITY	131	40	0	0	0	0	0	0	131
HEIDELBERG COLLEGE	163	46	32	0	0	0	0	14	117
HIPAM COLLEGE	37	0	0	0	0	0	0	0	37
HOCKING TECHNICAL COLLEGE	154	0	0	0	0	0	0	0	154
JEFFERSON TECHNICAL COL	8	0	0	0	0	0	0	0	8
JOHN CARROLL UNIVERSITY	305	106	94	0	0	0	0	0	199
KENT STATE UNIVERSITY	6,612	1,469	1,173	0	28	163	25	80	5,143
KENYON COLLEGE	62	18	15	0	3	0	0	0	44
KETTERING COLL MED ARTS	19	0	0	0	0	0	0	0	19
LAKE ERIE COLLEGE	52	0	0	0	0	0	0	0	52
LAKELAND COMMUNITY COL	98	0	0	0	0	0	0	0	98
LIMA TECHNICAL COLLEGE	70	0	0	0	0	0	0	0	70
LORAIN COUNTY CMTY COL	41	0	0	0	0	0	0	0	41
LOURDES COLLEGE	4	0	0	0	0	0	0	0	4
MALONE COLLEGE	98	0	0	0	0	0	0	0	98
MARIETTA COLLEGE	138	17	0	0	0	0	0	17	121
MARION TECHNICAL COLLEGE	34	0	0	0	0	0	0	0	34
MED COL OF OHIO AT TOLEDO	4,118	2,741	2,531	0	0	115	95	0	1,377
MIAMI UNIVERSITY (OHIO)	1,481	886	766	0	23	101	0	56	595

SEE FOOTNOTES AT END OF TABLE.

(DOLLARS IN THOUSANDS)

STATE & INSTITUTION	TOTAL, ALL ACTIVITIES	ACADEMIC SCIENCES							
		TOTAL ACADEMIC SCIENCE	RESEARCH AND DEVELOPMENT	R&D PLANT	FACIL FOR INSTR IN SCI & ENG	FELLOWSHIPS TRNSHIPS GRANTS	GENERAL SUPPORT FOR SCI	OTHER SCIENCE	NON- SCIENCE
<b>OHIO, CONT'D</b>									
MIAMI-JACOBS JR COL BUS	38	0	0	0	0	0	0	0	38
MICHAEL J OWENS TECH COL	222	0	0	0	0	0	0	0	222
MIDDLETOWN BUSINESS COLL	221	0	0	0	0	0	0	0	221
MOUNT UNION COLLEGE	189	24	0	0	0	0	0	24	165
MT VERNON NAZARENE COL	290	0	0	0	0	0	0	0	290
MUSKINGUM AREA TECH COL	42	7	0	0	0	0	0	0	35
MUSKINGUM COLLEGE	94	35	11	0	5	0	0	0	59
NE OHIO UNIVS MED SCHOOL	1,253	415	298	0	0	13	104	0	838
NORTH CENTRAL TECH COL	29	0	0	0	0	0	0	0	29
NOTRE DAME COLLEGE (OH)	69	27	0	0	0	0	10	17	42
OSBERLIN COLLEGE	832	175	122	0	53	0	0	0	657
OHIO COL OF PODIATRIC MED	689	0	0	0	0	0	0	0	689
OHIO DOMINICAN COLLEGE	149	0	0	0	0	0	0	0	149
OHIO INST OF TECHNOLOGY	147	0	0	0	0	0	0	0	147
OHIO NORTHERN UNIVERSITY	326	0	0	0	0	0	0	0	326
OHIO STATE UNIVERSITY	56,271	43,387	33,325	0	347	1,116	568	8,031	12,884
OHIO UNIVERSITY	3,386	1,742	1,676	0	0	0	30	36	1,644
OHIO WESLEYAN UNIVERSITY	382	85	85	0	0	0	0	0	297
OTTERBEIN COLLEGE	122	0	0	0	0	0	0	0	122
PAYNE THEOLOGICAL SEM	50	0	0	0	0	0	0	0	50
PONTIFICAL COL JOSEPHINUM	12	0	0	0	0	0	0	0	12
RABBINICAL COL OF TELSHE	28	0	0	0	0	0	0	0	28
RJO GRANDE COLLEGE	654	0	0	0	0	0	0	0	654
SHAWNEE STATE CMTY COLL	14	0	0	0	0	0	0	0	14
SINCLAIR COMMUNITY COL	310	0	0	0	0	0	0	0	310
STARK TECHNICAL INSTITUTE	15	15	0	0	0	0	0	0	0
STHPN ST GEN TECH COLLEGE	8	0	0	0	15	0	0	0	8
TIFFIN UNIVERSITY	29	0	0	0	0	0	0	0	29
UNION OF EXPR COL & UNIV	776	0	0	0	0	0	0	0	776
UNIVERSITY OF AKRON	1,252	730	653	0	26	35	0	14	522
UNIVERSITY OF CINCINNATI	29,973	18,051	16,415	0	40	841	493	52	10,022
UNIVERSITY OF DAYTON	15,560	14,925	14,785	0	10	16	12	102	635
UNIVERSITY OF TOLEDO	1,242	672	600	0	0	13	0	59	570
URBANA COLLEGE	297	0	0	0	0	0	0	0	297
URSULINE COLLEGE	106	0	0	0	0	0	0	0	106
WALSH COLLEGE	53	0	0	0	0	0	0	0	53
WILBERFORCE UNIVERSITY	1,648	125	0	0	0	32	93	0	1,523
WILMINGTON COLLEGE	441	19	0	0	19	0	0	0	122
WITTENBERG UNIVERSITY	275	35	24	0	11	0	0	0	240
WRIGHT STATE UNIVERSITY	5,862	3,625	3,175	0	12	345	92	1	2,237
XAVIER UNIVERSITY	381	11	0	0	0	0	0	11	370
YOUNGSTOWN ST UNIVERSITY	1,042	43	0	0	0	0	0	13	1,029
<b>OKLAHOMA, TOTAL</b>	<b>41,482</b>	<b>23,531</b>	<b>16,075</b>	<b>0</b>	<b>122</b>	<b>1,482</b>	<b>794</b>	<b>5,058</b>	<b>17,951</b>
BACONE COLLEGE	634	180	0	0	0	0	180	0	454
BARTLESVILLE WESLEYAN COL	87	0	0	0	0	0	0	0	87
BETHANY NAZARENE COLLEGE	377	0	0	0	0	0	0	0	377
CAMERON UNIVERSITY	253	0	0	0	0	0	0	0	253
CARL ALBERT JUNIOR COL	535	0	0	0	0	0	0	0	535
CENTRAL STATE UNIV (OK)	500	0	0	0	0	0	0	0	500
CLAREMORE JUNIOR COLLEGE	404	0	0	0	0	0	0	0	404
CONNORS STATE COLLEGE	482	0	0	0	0	0	0	0	482
EAST CENTRAL OKLA ST UNIV	961	292	146	0	0	146	0	0	669
EASTERN OKLA STATE COL	89	0	0	0	0	0	0	0	89
EL RENO JUNIOR COLLEGE	220	0	0	0	0	0	0	0	220
HILL SOALE F-W-BAPTIST COL	30	0	0	0	0	0	0	0	30
LANGSTON UNIVERSITY	2,887	1,238	799	0	0	0	0	439	849
MIDWEST CHRISTIAN COLLEGE	26	0	0	0	0	0	0	0	26
MURRAY STATE COLLEGE	200	24	0	0	0	0	0	24	176
NORTHEASTERN OKLA A&M COL	81	0	0	0	0	0	0	0	81
NORTHEASTERN OKLA ST UNIV	714	212	0	0	0	44	168	0	502
NORTHERN OKLAHOMA COLLEGE	66	0	0	0	0	0	0	0	66
NORTHWESTERN OKLA ST UNIV	152	63	0	0	0	6	57	0	89
OKLA COL OSTEO MED & SURG	1,628	0	0	0	0	0	0	0	1,628
OKLA PANHANDLE STATE UNIV	76	0	0	0	0	0	0	0	76
OKLAHOMA BAPTIST UNIV	382	0	0	0	0	0	0	0	382
OKLAHOMA CHRISTIAN COL	257	0	0	0	0	0	0	0	257
OKLAHOMA CITY UNIVERSITY	120	0	0	0	0	0	0	0	120
OKLAHOMA STATE UNIVERSITY	13,567	12,067	7,408	0	92	262	48	4,257	1,500
ORAL ROBERTS UNIVERSITY	423	107	107	0	0	0	0	0	316
OSCAR ROSE JUNIOR COLLEGE	235	10	0	0	10	0	0	0	225
PHILLIPS UNIVERSITY	184	13	0	0	0	13	0	0	171
SAYRE JUNIOR COLLEGE	4	0	0	0	0	0	0	0	4
SEMIHOLE JUNIOR COL (OK)	205	0	0	0	0	0	0	0	205
SOUTH OKLA CTY OR COLLEGE	69	24	24	0	0	0	0	0	45
SOUTHEASTERN OKLA ST UNIV	944	247	0	0	0	0	87	160	697
SOUTHWESTERN OKLA ST UNIV	629	327	0	0	7	0	0	20	632
ST GREGORYS COLLEGE	104	0	0	0	0	0	0	0	104
TULSA JUNIOR COLLEGE	121	0	0	0	0	0	0	0	121
UNIV OF OKLA HLTH SCI CTR	8,017	4,256	3,747	0	0	404	105	0	3,761
UNIV OF OKLA SYS OFF	1,609	1,608	1,447	0	13	39	1	109	1
UNIV OF OKLAHOMA NORMAN	4,997	2,813	2,109	0	0	541	148	15	2,844
UNIV SCI & ARTS OF OKLA	149	0	0	0	0	0	0	0	149
UNIVERSITY OF TULSA	807	350	288	0	0	77	0	35	457
WESTERN OKLAHOMA STATE COL	57	0	0	0	0	0	0	0	57
<b>OREGON, TOTAL</b>	<b>70,016</b>	<b>49,725</b>	<b>43,466</b>	<b>51</b>	<b>359</b>	<b>1,577</b>	<b>1,241</b>	<b>3,031</b>	<b>20,291</b>
BLUE MOUNTAIN CMTY COL	53	0	0	0	0	0	0	0	53
CENTRAL OREGON CMTY COL	177	0	0	0	0	0	0	0	177
CREMETHA COMMUNITY COL	174	0	0	0	0	0	0	0	174
CLACKAMUS COMMUNITY COL	96	0	0	0	0	0	0	0	96
CLATSOP COMMUNITY COLLEGE	13	0	0	0	0	0	0	0	13

SEE FOOTNOTES AT END OF TABLE.

(DOLLARS IN THOUSANDS)

STATE & INSTITUTION	TOTAL, ALL ACTIVITIES	ACADEMIC SCIENCE							NON-SCIENCE
		TOTAL ACADEMIC SCIENCE	RESEARCH AND DEVELOPMENT	PEO PLANT	FACIL INSTR IN SCI & ENG	FELLOWSHIPS TRNG GRANTS	GENERAL SUPPORT FOR SCI	OTHER SCIENCE	
OREGON, CONT'D									
COLEGIO CESAR CHAVEZ	330	48	48	0	0	0	0	0	282
COLUMBIA CHRISTIAN COL	44	0	0	0	0	0	0	0	44
CONCORDIA COLLEGE (ORE)	71	0	0	0	0	0	0	0	71
EASTERN OREGON ST COLLEGE	371	130	130	0	0	0	0	0	241
GEORGE FOX COLLEGE	180	0	0	0	0	0	0	0	180
JUDSON BAPTIST COL	35	0	0	0	0	0	0	0	35
LANE COMMUNITY COLLEGE	373	0	0	0	0	0	0	0	373
LEWIS & CLARK COLLEGE	437	211	1	0	0	0	197	13	226
LINFIELD COLLEGE	300	0	0	0	0	0	0	0	300
LINN BENTON COMMUNITY COL	329	72	0	0	0	72	0	0	257
MARYLHURST EDUCATION CTR	12	0	0	0	0	0	0	0	12
MT HOOD COMMUNITY COLLEGE	198	0	0	0	0	0	0	0	198
MULTNOMAH SCHOOL OF BIBLE	58	0	0	0	0	0	0	0	58
MUSEUM ART SCHOOL	66	0	0	0	0	0	0	0	66
NORTHWEST CHRISTIAN COL	29	0	0	0	0	0	0	0	29
OREG ST HIGHER ED SYS OFF	101	0	0	0	0	0	0	0	101
OREGON COLLEGE OF EDUC	2,120	289	24	0	12	217	0	36	1,831
OREGON GRADUATE CENTER	1,180	1,176	1,101	0	0	0	26	49	4
OREGON INSTITUTE OF TECH	549	230	214	0	16	0	0	0	319
OREGON STATE UNIVERSITY	28,012	26,638	23,675	51	84	313	285	2,830	1,374
PACIFIC UNIVERSITY	447	0	0	0	0	0	0	0	447
PORTLAND COMMUNITY COL	219	0	0	0	0	0	0	0	219
PORTLAND STATE UNIVERSITY	3,505	1,166	958	0	0	19	169	20	2,339
REGO COLLEGE	442	370	335	0	35	0	0	0	72
ROGUE COMMUNITY COLLEGE	19	0	0	0	0	0	0	0	19
SOUTHERN OREGON ST COL	295	73	20	0	0	0	53	0	222
SOUTHWESTERN OREG CMTY COL	48	0	0	0	0	0	0	0	48
TREASUPE VALLEY CMTY COL	31	0	0	0	0	0	0	0	31
UMPUQUA COMMUNITY COLLEGE	38	0	0	0	0	0	0	0	38
UNIV OREGON HLTH SCI CTR	14,972	9,444	8,763	0	0	403	198	82	5,526
UNIVERSITY OF OREGON MAIN	14,105	9,855	8,776	0	212	553	313	1	4,250
UNIVERSITY OF PORTLAND	339	0	0	0	0	0	0	0	339
WARNER PACIFIC COLLEGE	73	0	0	0	0	0	0	0	73
WESTERN BAPTIST COLLEGE	25	0	0	0	0	0	0	0	25
WILLAMETTE UNIVERSITY	137	21	21	0	0	0	0	0	116
WESTRN STATES CHDRRCTG C	23	0	0	0	0	0	0	0	23
PENNSYLVANIA, TOTAL									
ALBRIGHT COLLEGE	117	0	0	0	0	0	0	0	117
ALLEGHENY COLLEGE	190	43	2	0	9	0	0	32	147
ALLENSTOWN C STAFF DESALES	106	0	0	0	0	0	0	0	106
ALLIANCE COLLEGE	190	0	0	0	0	0	0	0	190
ALVERNIA COLLEGE	40	0	0	0	0	0	0	0	40
BAPTIST BIBLE COL OF PA	38	0	0	0	0	0	0	0	38
BEAVER COLLEGE	167	27	0	0	0	0	0	27	140
BLOOMSBURG STATE COLLEGE	692	0	0	0	0	0	0	0	692
BRYN MAWR COLLEGE	711	458	267	0	0	19	172	0	253
BUCKNELL UNIVERSITY	467	367	305	0	4	0	0	58	100
BUCKS COUNTY CMTY COL	271	0	0	0	0	0	0	0	271
BUTLER COUNTY CMTY COL	67	0	0	0	0	0	0	0	67
CABBINI COLLEGE	49	0	0	0	0	0	0	0	49
CALIFORNIA STATE COLLEGE	408	0	0	0	0	0	0	0	408
CARLOW COLLEGE	335	0	0	0	0	0	0	0	335
CARNEGIE-MELLON UNIV	17,962	17,220	16,336	72	246	303	92	171	74
CEDAR CREST COLLEGE	98	0	0	0	0	0	0	0	98
CHATHAM COLLEGE	195	99	0	0	0	0	99	0	86
CHESTNUT HILL COLLEGE	78	0	0	0	0	0	0	0	78
CHEYNEY STATE COLLEGE	1,279	252	0	0	0	0	252	0	1,027
CLARION STATE COLLEGE	706	37	0	0	0	0	0	37	669
CMTY COL ALLEGHENY COUNTY	728	11	11	0	0	0	0	0	717
CMTY COL OF BEAVER COUNTY	148	0	0	0	0	0	0	0	148
CMTY COL OF DELAWARE CO	443	0	0	0	0	0	0	0	443
CMTY COL OF PHILADELPHIA	1,138	0	0	0	0	0	0	0	1,138
COLLEGE MISERICORDIA	666	191	0	0	0	0	191	0	475
DEL VALLEY COL SCI & AG	124	0	0	0	0	0	0	0	124
DICKINSON COLLEGE	127	27	20	0	7	0	0	0	100
DICKINSON SCHOOL OF LAW	4	0	0	0	0	0	0	0	4
DREXEL UNIVERSITY	4,248	3,048	2,983	0	31	12	22	0	1,200
DROPSIE UNIVERSITY	4	0	0	0	0	0	0	0	4
DUQUESNE UNIVERSITY	1,105	221	221	0	0	0	0	0	884
EAST STROUDSBURG ST COL	531	0	0	0	0	0	0	0	531
EASTERN COLLEGE	277	140	21	0	0	0	119	0	137
EDINBORO STATE COLLEGE	398	16	0	0	0	0	0	16	372
ELIZABETHTOWN COLLEGE	93	0	0	0	0	0	0	0	93
FRANKLIN & MARSHALL COL	166	80	70	0	0	0	0	0	86
GANNON COLLEGE	618	111	66	0	13	0	0	32	507
GENEVA COLLEGE	111	0	0	0	0	0	0	0	111
GETTYSBURG COLLEGE	73	12	0	0	0	0	0	12	61
GWYNED-MERCY COLLEGE	149	0	0	0	0	0	0	0	149
HANNEMANN MED COL & HOSP	8,542	4,385	4,250	0	0	0	135	0	4,157
HARCUM JUNIOR COLLEGE	53	0	0	0	0	0	0	0	53
HARRISBURG AREA CMTY COL	161	0	0	0	0	0	0	0	161
HAVERFORD COLLEGE	381	329	310	0	0	0	19	0	52
HOLY FAMILY COLLEGE	87	0	0	0	0	0	0	0	87
IMMACULATA COLLEGE	189	5	0	0	5	0	0	0	184
INDIANA UNIV OF PENNA	934	19	0	0	0	19	0	0	915
JUNIATA COLLEGE	283	137	114	0	13	0	0	10	146
KEYSTONE JUNIOR COLLEGE	291	22	0	0	0	0	27	0	264
KING'S COLLEGE (PA)	251	0	0	0	0	0	0	0	251
KUTZTOWN STATE COLLEGE	316	0	0	0	0	0	0	0	316
LA ROCHE COLLEGE	314	0	0	0	0	0	0	0	314
LA SALLE COLLEGE	759	26	0	0	9	0	0	17	733
LACKAWANNA JUNIOR COLLEGE	162	0	0	0	0	0	0	0	162

SEE FOOTNOTES AT END OF TABLE.

(DOLLARS IN THOUSANDS)

STATE & INSTITUTION	TOTAL, ALL ACTIVITIES	TOTAL ACADEMIC SCIENCE	RESEARCH AND DEVELOPMENT	ACADEMIC SCIENCE					NON- SCIENCE	
				RED PLANT	FACIL FOR INSTP IN SCI & ENG	FELLOWSHIPS TRNNG GRANTS	GENERAL SUPPOT FOR SCI	OTHER SCIENCE		
PENNSYLVANIA, CONT'D										
LAFAYETTE COLLEGE	77	20	0	0	20	0	0	0	0	57
LANCASTER BIBLE COLLEGE	72	0	0	0	0	0	0	0	0	72
LEBANON VALLEY COLLEGE	143	0	0	0	0	0	0	0	0	143
LEHIGH COUNTY CNTY COL	156	0	0	0	0	0	0	0	0	156
LEHIGH UNIVERSITY	4,975	4,530	4,356	0	107	14	0	0	0	445
LINCOLN UNIVERSITY (PA)	1,059	482	50	0	0	73	359	0	0	577
LOCK HAVEN STATE COLLEGE	398	0	0	0	0	0	0	0	0	398
LUZERNE COUNTY CNTY COL	1,091	0	0	0	0	0	0	0	0	1,091
LYCOMING COLLEGE	162	0	0	0	0	0	0	0	0	162
MANOR JUNIOR COLLEGE	36	0	0	0	0	0	0	0	0	36
MANSFIELD STATE COLLEGE	291	0	0	0	0	0	0	0	0	291
MARYWOOD COLLEGE	588	95	23	0	0	72	0	0	0	493
MERCYHURST COLLEGE	180	0	0	0	0	0	0	0	0	180
MESSIAH COLLEGE	180	0	0	0	0	0	0	0	0	180
MILLERSVILLE STATE COL	419	13	13	0	0	0	0	0	0	406
MONTGOMERY CNTY COMM COL	329	0	0	0	0	0	0	0	0	329
MOORE COL OF ART	53	0	0	0	0	0	0	0	0	53
MORAVIAN COLLEGE	196	0	0	0	0	0	0	0	0	196
MOUNT ALOYSIUS JUNIOR COL	238	0	0	0	0	0	0	0	0	238
MUHLBERG COLLEGE	127	0	0	0	0	0	0	0	0	127
NEW SCHOOL OF MUSIC	14	0	0	0	0	0	0	0	0	14
NORTHAMPTON CNTY CNTY COL	225	0	0	0	0	0	0	0	0	225
NORTHEASTN CHRISTN JP COL	52	0	0	0	0	0	0	0	0	52
OUR LADY OF ANGELS COL	55	0	0	0	0	0	0	0	0	55
PEIRCE JP COLLEGE	355	0	0	0	0	0	0	0	0	355
PENN COL OF PODIATRIC MED	647	0	0	0	0	0	0	0	0	647
PENNSYLVANIA COL OPTOMET	457	29	27	0	0	0	0	0	0	437
PENNSYLVANIA INST OF TECH	68	68	0	0	0	0	0	0	0	0
PENNSYLVANIA STATE UNIV 2/	62,623	54,631	44,244	25	223	1,545	499	8,295	0	7,992
PHILA COL OF PHARM & SCI	451	151	124	0	0	0	0	0	0	300
PHILA COL OF TEXT & SCI	70	41	18	0	0	0	0	0	0	23
PHILA COL OF THE BIBLE	0	0	0	0	0	0	0	0	0	0
PHILA COL OSTEOPATHIC MED	2,930	134	41	0	0	0	0	0	0	31
PHILA COL PERFORMNG ARTS	131	0	0	0	0	0	93	0	0	2,346
PHILADELPHIA COL OF ART	150	0	0	0	0	0	0	0	0	150
PINEBROOK JUNIOR COLLEGE	24	0	0	0	0	0	0	0	0	24
POINT PARK COLLEGE	245	0	0	0	0	0	0	0	0	245
READING AREA CC	51	0	0	0	0	0	0	0	0	51
ROBERT MORRIS COLLEGE	369	7	0	0	0	7	0	0	0	362
ROSEMONT COLLEGE	45	1	0	0	1	0	0	0	0	44
SETON HILL COLLEGE	307	0	0	0	0	0	0	0	0	307
SHIPPENSBURG STATE COL	395	76	40	0	0	0	0	0	36	319
SLIPPERY ROCK STATE COL	559	27	0	0	0	0	0	0	27	532
SPRING GARDEN COLLEGE	119	0	0	0	0	0	0	0	0	119
ST FRANCIS COLLEGE	388	0	0	0	0	0	0	0	0	388
ST JOSEPH'S UNIVERSITY	422	101	60	0	0	0	0	0	41	321
ST VINCENT COLLEGE	86	0	0	0	0	0	0	0	0	86
SJSQUEHANNA UNIVERSITY	118	31	21	0	0	0	0	0	0	35
SWARTHMORE COLLEGE	452	265	247	0	0	0	0	0	0	37
TEMPLE UNIVERSITY	23,261	14,263	12,451	0	0	0	0	0	12	137
THE MEDICAL COL OF PENNA	5,473	3,424	3,064	0	0	0	250	224	0	8,998
THIEL COLLEGE	121	0	0	0	0	0	23	130	0	2,049
THOMAS JEFFERSON UNIV	13,212	8,158	7,520	0	0	0	417	371	0	4,924
UNITED METHODAN COLLEGE	34	0	0	0	0	0	0	0	0	34
UNIV OF PENNSYLVANIA	90,346	72,225	65,179	320	942	5,057	573	134	0	8,141
UNIVERSITY OF PITTSBURGH	43,376	33,932	31,317	0	219	994	619	783	0	9,444
UNIVERSITY OF SCRANTON	578	135	4	0	0	84	0	0	47	433
JRSINUS COLLEGE	144	0	0	0	0	0	0	0	0	144
VALLEY Forge MILIT JP COL	2	0	0	0	0	0	0	0	0	2
VILLA MARIA COLLEGE	124	0	0	0	0	0	0	0	0	124
VILLANOVA UNIVERSITY	820	108	107	0	0	0	0	0	0	712
WASHINGTON & JEFFERSON COL	81	0	0	0	0	0	0	0	0	81
WAYNESBURG COLLEGE	118	0	0	0	0	0	0	0	0	118
WEST CHESTER STATE COL	691	115	115	0	0	0	0	0	0	576
WESTMINSTER COLLEGE (PA)	87	0	0	0	0	0	0	0	0	87
WESTMORELAND CNTY CNTY C	115	0	0	0	0	0	0	0	0	115
WIDENER COLLEGE	678	71	32	0	0	0	0	0	39	637
WILKES COLLEGE	633	0	0	0	0	0	0	0	0	633
WILLIAMSPORT AREA CC	223	0	0	0	0	0	0	0	0	223
WILSON COLLEGE	17	0	0	0	0	0	0	0	0	17
YORK COLLEGE OF PENN	369	0	0	0	0	0	0	0	0	369
RHODE ISLAND, TOTAL										
	35,247	28,153	25,003	126	316	672	345	1,201	0	6,884
BARRINGTON COLLEGE										
	63	0	0	0	0	0	0	0	0	63
BROWN UNIVERSITY										
	16,772	14,725	13,415	40	263	596	174	97	0	2,047
BRYANT COL OF BUS ADMIN										
	361	0	0	0	0	0	0	0	0	361
JOHNSON & ALES COLLEGE										
	451	0	0	0	0	0	0	0	0	451
PROVIDENCE COLLEGE										
	337	34	5	0	0	0	0	0	0	303
RHODE ISLAND COLLEGE										
	1,883	92	41	0	9	42	0	0	0	1,791
RHODE ISLAND JUNIOR COL										
	275	0	0	0	0	0	0	0	0	275
RHODE ISLAND SCH DESIGN										
	75	0	0	0	0	0	0	0	0	75
ROGER WILLIAMS COLLEGE										
	172	29	25	0	4	0	0	0	0	143
SALVE REGINA COLLEGE										
	133	0	0	0	0	0	0	0	0	133
UNIV OF RHODE ISLAND										
	14,525	13,283	11,917	46	40	15	171	1,094	0	1,242
SOUTH CAROLINA, TOTAL										
	47,268	25,629	19,035	0	341	636	945	5,632	0	21,839
AIKEN TECHNICAL COLLEGE										
	37	0	0	0	0	0	0	0	0	37
ALLEN UNIVERSITY										
	169	0	0	0	0	0	0	0	0	169
ANDERSON COLLEGE										
	99	0	0	0	0	0	0	0	0	99
BAPTIST COL AT CHARLESTON										
	556	0	0	0	0	0	0	0	0	556
BENEDICT COLLEGE										
	1,608	326	34	0	0	43	249	0	0	1,232
CENTRAL METHODAN COLLEGE										
	196	8	0	0	0	0	0	0	0	188

SEE FOOTNOTES AT END OF TABLE.

(DOLLARS IN 'THOUSANDS)

STATE & INSTITUTION	TOTAL, ALL ACTIVITIES	TOTAL ACADEMIC SCIENCE	RESEARCH AND DEVELOPMENT	R&D PLANT	ACADEMIC SCIENCE-- FACIL FOR INSTR IN SCI & ENG	FELLOWSHIPS TRAINEE SHIPS GRANTS	GENERAL SUPPORT FOR SCI	OTHER SCIENCE	NON-SCIENCE
<b>SOUTH CAROLINA, CONT'D</b>									
CITADEL MILITARY COL S C	76	0	0	0	0	0	0	0	76
CLAFLIN COLLEGE	534	38	38	0	0	0	0	0	496
CLEMSON UNIVERSITY	10,372	9,953	4,729	0	82	42	102	4,998	419
COCKER COLLEGE	64	0	0	0	0	0	0	0	64
COLLEGE OF CHARLESTON	488	92	75	0	0	0	0	17	396
COLUMBIA COLLEGE	247	4	0	0	0	0	0	0	243
CONVERSE COLLEGE	45	4	0	0	0	0	0	0	41
ERSKINE COLLEGE	104	16	0	0	0	0	0	16	88
FLORENCE DARLINGTON T C	108	0	0	0	0	0	0	0	108
FRANCIS MARION COLLEGE	329	16	0	0	0	0	0	16	313
FRIENDSHIP COLLEGE	133	0	0	0	0	0	0	0	133
FURMAN UNIVERSITY	454	100	34	0	46	0	0	20	354
GREENVILLE TECH COLLEGE	352	11	11	0	0	0	0	0	341
HORRY-GEORGETOWN TECH COL	38	0	0	0	0	0	0	0	38
LANDER COLLEGE	322	20	0	0	20	0	0	0	302
LIMESTONE COLLEGE	91	0	0	0	0	0	0	0	91
MED UNIV OF SO CAROLINA	11,574	6,630	6,138	0	0	323	169	0	4,944
MIDLANDS TECH COLLEGE	408	0	0	0	0	0	0	0	408
MORRIS COLLEGE	1,249	0	0	0	0	0	0	0	1,249
NEWBERRY COLLEGE	437	0	0	0	0	0	0	0	437
NORTH GREENVILLE COLLEGE	115	0	0	0	0	0	0	0	115
ORNGRFG-CALHM TECH ED CTR	209	0	0	0	0	0	0	0	209
PIEDMONT TECH COLLEGE	398	0	0	0	0	0	0	0	398
PRESBYTERIAN COLLEGE	176	0	0	0	0	0	0	0	176
RUTLEDGE COLLEGE	27	0	0	0	0	0	0	0	27
SOUTH CAROLINA ST COLLEGE	3,108	1,549	859	0	0	67	126	497	1,559
SPARTANBURG METH COLLEGE	143	0	0	0	0	0	0	0	143
SPARTANBURG TECH COLLEGE	34	0	0	0	0	0	0	0	34
SUMTER APEA TECH COLLEGE	227	0	0	0	0	0	0	0	227
TPI-COUNTY TECH COLLEGE	553	13	0	0	13	0	0	0	540
TRIDENT TECHNICAL COLLEGE	4	0	0	0	0	0	0	0	4
UNIV OF SOUTH CAROLINA	10,865	6,708	6,094	0	212	161	173	68	4,157
VOORHEES COLLEGE	591	131	5	0	0	0	126	0	460
WINTHROP COLLEGE	378	10	10	0	0	0	0	0	368
WOFFORD COLLEGE	143	0	0	0	0	0	0	0	143
YOPK TECHNICAL COLLEGE	207	0	0	0	0	0	0	0	207
<b>SOUTH DAKOTA, TOTAL</b>	<b>15,070</b>	<b>6,403</b>	<b>3,748</b>	<b>0</b>	<b>14</b>	<b>100</b>	<b>69</b>	<b>2,472</b>	<b>8,667</b>
AUGUSTANA COLLEGE	483	62	62	0	0	0	0	0	421
BLACK HILLS STATE COLLEGE	1,371	185	172	0	0	13	0	0	1,186
DAKOTA STATE COLLEGE	89	0	0	0	0	0	0	0	89
DAKOTA WESLEYAN UNIV	568	31	31	0	0	0	0	0	537
FREEMAN JUNIOR COLLEGE	10	0	0	0	0	0	0	0	10
MURON COLLEGE	585	0	0	0	0	0	0	0	585
MOUNT MARTY COLLEGE	136	33	0	0	0	0	0	33	153
NAT COLLEGE OF BUSINESS	4	0	0	0	0	0	0	0	4
NORTHERN STATE COLLEGE	773	0	0	0	0	0	0	0	773
PRESENTATION COLLEGE	350	0	0	0	0	0	0	0	350
S DAK SCH MINES & TECH	1,123	1,009	947	0	7	55	0	0	114
SIOUX FALLS COLLEGE	121	0	0	0	0	0	0	0	121
SOUTH DAKOTA STATE UNIV	5,501	4,382	1,980	0	0	0	43	2,359	919
UNIV OF SOUTH DAKOTA	3,725	696	551	0	7	32	26	80	3,029
YANKTON COLLEGE	281	5	5	0	0	0	0	0	276
<b>TENNESSEE, TOTAL</b>	<b>109,871</b>	<b>67,313</b>	<b>52,692</b>	<b>0</b>	<b>108</b>	<b>3,962</b>	<b>2,506</b>	<b>9,045</b>	<b>42,558</b>
AMER BAPTIST THEOL SE 4	10	0	0	0	0	0	0	0	10
AQUINAS JUNIOR COLLEGE	29	0	0	0	0	0	0	0	29
AUSTIN PEAY STATE UNIV	701	6	0	0	6	0	0	0	695
BELMONT COLLEGE	98	3	0	0	3	0	0	0	95
BETHEL COLLEGE (TENN)	245	0	0	0	0	0	0	0	245
BRYAN COLLEGE	99	0	0	0	0	0	0	0	99
CARSON-NEWMAN COLLEGE	210	19	0	0	0	0	0	19	191
CHATTANOOGA ST TECH CO	155	0	0	0	0	0	0	0	155
CHRISTIAN BROTHERS COL	176	51	6	0	2	0	6	37	125
CLEVELAND STATE CMTY COL	60	0	0	0	0	0	0	0	60
COLUMBIA STATE CMTY COL	41	0	0	0	0	0	0	0	41
CUMBERLAND COL OF TENN	63	0	0	0	0	0	0	0	63
DAVID LIPSCOMB COLLEGE	121	0	0	0	0	0	0	0	121
DYERSBURG STATE CMTY COL	111	0	0	0	0	0	0	0	111
EAST TENNESSEE STATE UNIV	1,437	343	215	0	0	0	128	0	1,094
FISK UNIVERSITY	1,022	474	95	0	0	186	193	0	548
FREED-HARDEMAN COLLEGE	530	0	0	0	0	0	0	0	530
GEO PEABODY COL TEACHERS	2,818	1,458	1,285	0	0	131	42	0	1,360
HIMASSEE COLLEGE	74	0	0	0	0	0	0	0	74
JACKSON STATE CMTY COL	102	0	0	0	0	0	0	0	102
JOHNSON BIBLE COLLEGE	33	0	0	0	0	0	0	0	33
KING COLLEGE (TENN)	74	0	0	0	0	0	0	0	74
KNOXVILLE COLLEGE	921	153	0	0	0	0	157	0	758
LAMBUTH COLLEGE	99	0	0	0	0	0	0	0	99
LANE COLLEGE	1,220	0	0	0	0	0	0	0	1,220
LE MOYNE-OWEN COLLEGE	1,543	88	33	0	0	55	0	0	1,455
LEE COLLEGE (TENN)	422	10	0	0	0	0	0	10	412
LINCOLN MEMORIAL UNIV	743	0	0	0	0	0	0	0	743
MARTIN COLLEGE	35	0	0	0	0	0	0	0	35
MARYVILLE COLLEGE	584	0	0	0	0	0	0	0	584
MCKENZIE COLLEGE	182	0	0	0	0	0	0	0	182
MEMHARRY MEDICAL COLLEGE	12,642	1,827	1,065	0	0	208	554	0	10,815
MEMPHIS ACADEMY OF ARTS	45	0	0	0	0	0	0	0	45
MEMPHIS STATE UNIVERSITY	2,121	718	574	0	0	102	0	42	1,403
MIDDLE TENNESSEE ST UNIV	718	31	0	0	0	0	0	31	687
HILLIGAN COLLEGE	65	0	0	0	0	0	0	0	65
MORRISTOWN COLLEGE	132	0	0	0	0	0	0	0	132

SEE FOOTNOTES AT END OF TABLE.



(DOLLARS IN THOUSANDS)

STATE & INSTITUTION	TOTAL, ALL ACTIVITIES	ACADEMIC SCIENCE							NON-SCIENCE
		TOTAL ACADEMIC SCIENCE	RESEARCH AND DEVELOPMENT	R&D PLANT	FACIL FOR INSTR IN SCI & ENG.	FELLOWSHIPS TRNG GRANTS	GENERAL SUPPORT FOR SCI	OTHER SCIENCE	
TENNESSEE, CONT'D									
MOTLOW STATE CMTY COLLEGE	50	0	0	0	0	0	0	0	50
NASHVILLE STATE TECH INST	193	6	0	0	6	0	0	0	187
ROANE STATE COMMUNITY COL	163	0	0	0	0	0	0	0	163
SHELBY STATE CMTY COLLEGE	455	0	0	0	0	0	0	0	455
SOUTHERN COL OF OPTOMETRY	191	0	0	0	0	0	0	0	191
SOUTHERN MISSIONARY COL	320	0	0	0	0	0	0	0	320
SOUTHWESTERN AT MEMPHIS	72	9	9	0	0	0	0	0	63
STATE TECH INST KNOXVILLE	59	0	0	0	0	0	0	0	59
STATE TECH INST MEMPHIS	112	0	0	0	0	0	0	0	112
STEED COLLEGE	52	0	0	0	0	0	0	0	52
TENN TECHNOLOGICAL UNIV	974	393	173	0	15	0	144	61	581
TENNESSEE STATE UNIV	4,058	2,387	1,145	0	0	0	418	736	1,671
TENNESSEE TEMPLE COLLEGE	336	0	0	0	0	0	0	0	336
TENNESSEE WESLEYAN COL	34	0	0	0	0	0	0	0	34
TOMLINSON COLLEGE	82	0	0	0	0	0	0	0	82
TREVECCA NAZARENE COLLEGE	555	0	0	0	0	0	0	0	555
TUSCULUM COLLEGE	739	64	0	0	0	0	0	0	675
U TENNESSEE CHATTANOOGA	715	117	70	0	0	0	0	0	638
U TENNESSEE KNOXVILLE	30,870	27,228	18,704	0	76	1,058	379	7,011	3,642
UNION UNIVERSITY	132	0	0	0	0	0	0	0	132
UNIV OF TENN SYSTEM OFF	474	398	357	0	0	0	0	0	76
UNIV TENN CTR HEALTH SCI	12,902	7,622	7,171	0	0	0	295	156	5,280
UNIV TENNESSEE AT MARTIN	325	27	0	0	0	0	0	0	298
UNIV TENNESSEE NASHVILLE	125	43	43	0	0	0	0	0	82
UNIVERSITY OF THE SOUTH	37	0	0	0	0	0	0	0	37
VANDERBILT UNIVERSITY	26,111	23,838	21,747	0	0	1,775	292	24	2,273
VOLUNTEER STATE CMTY COL	23	0	0	0	0	0	0	0	23
WALTERS STATE COMM COLL	31	0	0	0	0	0	0	0	31
TEXAS, TOTAL									
	302,777	230,587	199,367	294	2,727	7,247	5,784	15,168	72,190
ABILENE CHRISTIAN UNIV	213	25	0	0	25	0	0	0	188
ALVIN COMMUNITY COLLEGE	104	19	0	0	0	0	0	0	85
AMARILLO COLLEGE	179	0	0	0	0	0	0	19	179
AMERICAN TECHNOLOGICAL U	96	70	70	0	0	0	0	0	26
ANGELINA COLLEGE	27	0	0	0	0	0	0	0	27
ANGELO STATE UNIVERSITY	358	0	0	0	0	0	0	0	358
AUSTIN CMTY COL (TEX)	562	0	0	0	0	0	0	0	562
AUSTIN COLLEGE	57	0	0	0	0	0	0	0	57
BAYLOR COL OF DENTISTRY	719	142	115	0	0	27	0	0	577
BAYLOR COL OF MEDICINE	33,268	30,887	29,806	0	0	877	201	3	2,381
BAYLOR UNIVERSITY	727	216	208	0	0	0	0	0	511
BEE COUNTY COLLEGE	433	0	0	0	0	0	0	0	433
BISHOP COLLEGE	707	333	21	0	0	90	119	33	374
BLINN COLLEGE	59	0	0	0	0	0	0	0	59
BRAZOSPORT COLLEGE	61	0	0	0	0	0	0	0	61
CEDAR VALLEY COLLEGE	85	0	0	0	0	0	0	0	85
CENTRAL TEXAS COLLEGE	166	0	0	0	0	0	0	0	166
CISCO JUNIOR COLLEGE	61	0	0	0	0	0	0	0	61
CLAPENDON COLLEGE	42	0	0	0	0	0	0	0	42
COLLEGE OF THE MAINLAND	149	0	0	0	0	0	0	0	149
CONCORDIA LUTHERAN COL	16	0	0	0	0	0	0	0	16
COOKE COUNTY COLLEGE	31	0	0	0	0	0	0	0	31
CORPUS CHRISTI STATE UNIV	161	0	0	0	0	0	0	0	161
DALLAS BAPTIST COLLEGE	204	0	0	0	0	0	0	0	204
DALLAS CHRISTIAN COLLEGE	12	0	0	0	0	0	0	0	12
DEL MAR COLLEGE	222	12	12	0	0	0	0	0	210
DEVRY INST OF TECH (TX)	25	0	0	0	0	0	0	0	25
EAST TEXAS BAPTIST COL	60	0	0	0	0	0	0	0	60
EAST TEXAS STATE UNIV	835	84	75	0	0	13	0	0	747
EASTFIELD COLLEGE	36	0	0	0	0	0	0	0	36
EL CENTRO COLLEGE	452	0	0	0	0	0	0	0	452
EL PASO CO CMTY COLLEGE	1,922	0	0	0	0	0	0	0	1,922
FRANK PHILLIPS COLLEGE	26	0	0	0	0	0	0	0	26
GALVESTON COLLEGE	26	0	0	0	0	0	0	0	26
GRAYSON COUNTY JUNIOR COL	53	0	0	0	0	0	0	0	53
GULF COAST BIBLE COLLEGE	39	0	0	0	0	0	0	0	39
HARDIN-SIMMONS UNIVERSITY	219	78	65	0	0	0	0	13	141
HENDERSON COUNTY JR COL	243	0	0	0	0	0	0	0	243
HILL JUNIOR COLLEGE	258	0	0	0	0	0	0	0	258
HOUSTON BAPTIST UNIV	195	50	50	0	0	0	0	0	145
HOUSTON COMMUNITY COLLEGE	995	0	0	0	0	0	0	0	995
HOWARD COL AT BIG SPRINGS	14	0	0	0	0	0	0	0	14
HOWARD PAYNE UNIVERSITY	120	0	0	0	0	0	0	0	120
HUSTON-TILLOTSON COLLEGE	1,675	0	0	0	0	0	0	0	1,675
INCARNATE WORD COLLEGE	1,737	365	0	0	0	0	0	0	1,372
JACKSONVILLE COLLEGE	19	0	0	0	0	0	365	0	19
JARVIS CHRISTIAN COLLEGE	1,660	0	0	0	0	0	0	0	1,660
KILGORE COLLEGE	50	0	0	0	0	0	0	0	50
LAMAR UNIVERSITY	502	62	62	0	0	0	0	0	440
LAREDO JUNIOR COLLEGE	726	0	0	0	0	0	0	0	726
LAREDO STATE UNIVERSITY	215	0	0	0	0	0	0	0	215
LE TOURNEAU COLLEGE	160	0	0	0	0	0	0	0	160
LEE COLLEGE (TEX)	44	0	0	0	0	0	0	0	44
LON MORRIS COLLEGE	73	0	0	0	0	0	0	0	73
LUBBOCK CHRISTIAN COLLEGE	119	0	0	0	0	0	0	0	119
MARY HARDIN-BAYLOR COL	113	0	0	0	0	0	0	0	113
MCLENNAN COMMUNITY COL	226	0	0	0	0	0	0	0	226
MCMURPHY COLLEGE	178	0	0	0	0	0	0	0	178
MIDLAND COLLEGE	72	18	18	0	0	0	0	0	54
MIDWESTERN STATE UNIV	87	0	0	0	0	0	0	0	87
MOUNTAIN VIEW COLLEGE	33	0	0	0	0	0	0	0	33
NAVARRO COLLEGE	908	532	0	0	0	0	386	146	376
NORTH HARRIS CO COLLEGE	41	0	0	0	0	0	0	0	41

SEE FOOTNOTES AT END OF TABLE.





(DOLLARS IN THOUSANDS)

STATE & INSTITUTION	TOTAL, ALL ACTIVITIES	ACADEMIC SCIENCE							NON-SCIENCE
		TOTAL ACADEMIC SCIENCE	RESEARCH AND DEVELOPMENT	REC PLANT	FAC FOR INSTR IN SCI & ENG	FELLOWSHIPS TRNNG-GRANTS	GENERAL SUPPORT FOR SCI	OTHER SCIENCE	
TEXAS, CONT'D									
NORTH TEXAS STATE UNIV	2,821	1,420	1,175	0	0	192	0	53	1,401
NORTHLAKE COLLEGE	19	0	0	0	0	0	0	0	19
ODESSA COLLEGE	96	0	0	0	0	0	0	0	96
OUR LADY OF THE LAKE UNIV	1,187	415	153	0	0	0	262	0	772
PAN AMERICAN UNIVERSITY	1,914	319	62	0	5	0	231	21	1,595
PANOLA JUNIOR COLLEGE	9	0	0	0	0	0	0	0	9
PARIS JUNIOR COLLEGE	230	0	0	0	0	0	0	0	230
PAUL QUINN COLLEGE	1,351	181	0	0	0	0	181	0	1,170
PRAIRIE VIEW A & M UNIV	4,221	2,966	1,495	0	0	67	488	916	1,255
RANGER JUNIOR COLLEGE	112	0	0	0	0	0	0	0	112
RICE UNIVERSITY	5,875	5,727	5,358	0	33	275	61	0	148
RICHLAND COLLEGE	201	7	7	0	0	0	0	0	194
SAM HOUSTON STATE UNIV	235	48	0	0	0	0	0	48	187
SAN ANTONIO COLLEGE	1,226	0	0	0	0	0	0	0	1,226
SAN JACINTO COL CTRL CAM	89	0	0	0	0	0	0	0	89
SCHREINER COLLEGE	22	0	0	0	0	0	0	0	22
SOUTH PLAINS COLLEGE	114	0	0	0	0	0	0	0	114
SOUTH TEXAS JR COL	27	0	0	0	0	0	0	0	27
SOUTHERN BIBLE COLLEGE	2	0	0	0	0	0	0	0	2
SOUTHERN METHODIST UNIV	2,661	2,016	1,588	0	115	35	250	28	645
SOUTHWEST TEXAS JR COL	245	0	0	0	0	0	0	0	245
SOUTHWEST TEXAS ST UNIV	1,278	577	558	0	19	0	0	0	701
SOUTHWESTERN ADVENTIST C	100	0	0	0	0	0	0	0	100
SOUTHWESTERN UNIV (TX)	51	0	0	0	0	0	0	0	51
SOUTHWESTN ASSEMB GOD COL	147	0	0	0	0	0	0	0	147
SOUTHWESTN CHRISTIAN COL	369	0	0	0	0	0	0	0	369
ST EDWARD'S UNIVERSITY	885	16	0	0	0	0	0	16	869
ST MARY'S UNIV S ANTONIO	547	43	0	0	0	0	0	43	504
STEPHEN F AUSTIN ST UNIV	1,005	206	165	0	0	41	0	0	799
SUL ROSS STATE UNIVERSITY	252	0	0	0	0	0	0	0	252
TAPLETON STATE UNIVERSITY	125	0	0	0	0	0	0	0	125
TARRANT COUNTY JUNIOR COL	174	0	0	0	0	0	0	0	174
TEMPLE JUNIOR COLLEGE	78	0	0	0	0	0	0	0	78
TEXARKANA COMMUNITY COL	91	0	0	0	0	0	0	0	91
TEXAS A & I UNIVERSITY	870	258	43	0	0	0	215	0	612
TEXAS A & M UNIV SYS OFF	961	954	907	0	0	0	0	47	7
TEXAS A & M UNIVERSITY	40,479	38,582	28,238	294	242	174	171	11,463	1,897
TEXAS CHIROPRACTIC COL	14	0	0	0	0	0	0	0	14
TEXAS CHRISTIAN UNIV	2,515	1,425	770	0	48	37	44	526	1,090
TEXAS COL OF OSTEO MED	285	93	93	0	0	0	0	0	192
TEXAS COLLEGE	233	0	0	0	0	0	0	0	233
TEXAS LUTHERAN COLLEGE	131	0	0	0	0	0	0	0	131
TEXAS SOUTHERN UNIV	1,953	853	135	0	0	222	496	0	1,100
TEXAS SOUTHWEST COLLEGE	668	0	0	0	0	0	0	0	668
TEXAS STATE TECH INST	441	25	25	0	0	0	0	0	416
TEXAS TECH UNIVERSITY	8,640	6,712	6,204	0	16	135	281	76	1,928
TEXAS WESLEYAN COLLEGE	176	0	0	0	0	0	0	0	176
TEXAS WOMAN'S UNIVERSITY	1,263	179	118	0	20	14	0	27	1,084
TRINITY UNIVERSITY	1,659	709	653	0	0	17	0	39	950
TYLER JUNIOR COLLEGE	72	0	0	0	0	0	0	0	72
U OF HOUSTON CENTRAL CAM	8,138	5,736	5,331	0	18	319	47	21	2,402
U OF HOUSTON DOWNTOWN COL	539	539	524	0	15	0	0	0	0
U OF HOUSTON SYS OFF	143	143	141	0	0	2	0	0	0
U TEX HLTH SCI CTR DALLAS	26,796	22,782	20,270	0	0	1,800	379	333	4,014
U TEX HLTH SCI CTR HOUST	16,326	13,187	12,394	0	28	545	217	3	3,139
U TEX HLTH SCI CTR S ANTO	12,848	10,404	9,586	0	0	580	238	0	2,444
U TEX MED BRNCH GALVESTON	14,272	11,533	10,898	0	183	265	187	0	2,739
U TEX SAN ANTONIO	3,022	1,486	1,428	0	8	0	35	23	1,536
UNIV HOUSTN CLR LAKE CITY	189	113	113	0	0	0	0	0	76
UNIV OF TEX, AT ARLINGTON	2,593	659	538	0	0	0	83	40	1,894
UNIV OF TEX AT TYLER	31	0	0	0	0	0	0	0	31
UNIV OF TEX CANCER CENTER	18,938	18,331	17,467	0	0	663	201	0	607
UNIV OF TEX PERMIAN BASIN	1,829	1,502	1,502	0	0	0	0	0	327
UNIV OF TEXAS AT AUSTIN	45,525	41,601	37,472	0	1,876	800	264	1,189	3,924
UNIV OF TEXAS AT DALLAS	5,375	4,680	4,531	0	54	46	49	0	695
UNIV OF TEXAS AT EL PASO	2,440	698	342	0	20	3	333	0	1,742
UNIV OF TEXAS SYSTEM OFF	504	504	504	0	0	0	0	0	0
UNIVERSITY OF DALLAS	118	42	0	0	0	0	0	42	76
UNIVERSITY OF ST THOMAS	144	0	0	0	0	0	0	0	144
VERNON REGIONAL JR COL	52	0	0	0	0	0	0	0	52
VICTORIA COLLEGE	4	0	0	0	0	0	0	0	4
WAYLAND BAPTIST COLLEGE	46	0	0	0	0	0	0	0	46
WEATHERFORD COLLEGE	34	0	0	0	0	0	0	0	34
WEST TEXAS STATE UNIV	693	9	9	0	0	0	0	0	684
WESTERN TEXAS COLLEGE	82	0	0	0	0	0	0	0	82
WMARTON COUNTY JUNIOR COL	138	10	0	0	10	0	0	0	128
WILEY COLLEGE	1,150	0	0	0	0	0	0	0	1,150
UTAH, TOTAL									
BRIHAM YOUNG UNIVERSITY	2,661	2,653	2,653	0	0	0	0	0	8
COLLEGE OF EASTERN UTAH	180	0	0	0	0	0	0	0	180
DIXIE COLLEGE	256	0	0	0	0	0	0	0	256
SNOW COLLEGE	333	4	0	0	4	0	0	0	329
SOUTHERN UTAH STATE COL	494	0	0	0	0	0	0	0	494
STEVENS HEMAGER COLLEGE	58	0	0	0	0	0	0	0	58
UNIVERSITY OF UTAH	44,341	37,756	35,251	190	273	1,355	642	45	6,585
UTAH STATE UNIVERSITY	14,112	12,362	10,985	0	18	14	63	1,282	1,750
UTAH TECHNICAL COL PROVO	128	0	0	0	0	0	0	0	128
UTAH TECHNICAL COL-SLT LK	89	0	0	0	0	0	0	0	89
WEBER STATE COLLEGE	2,591	127	88	0	0	0	0	39	2,464
WESTMINSTER COLLEGE (UT)	146	55	0	0	0	55	0	0	91

SEE FOOTNOTES AT END OF TABLE.

107

(DOLLARS IN THOUSANDS)

STATE & INSTITUTION	TOTAL, ALL ACTIVITIES	ACADEMIC SCIENCE								NON-SCIENCE
		TOTAL ACADEMIC SCIENCE	RESEARCH AND DEVELOPMENT	B&D PLANT	FACIL FOR INSTR IN SCI & ENG	FELLOWSHIPS TRNG GRANTS	GENERAL SUPPORT FOR SCI	OTHER SCIENCE		
<b>VERMONT, TOTAL</b>	<b>20,918</b>	<b>14,209</b>	<b>11,925</b>	<b>0</b>	<b>29</b>	<b>456</b>	<b>456</b>	<b>1,343</b>	<b>6,709</b>	
BENNINGTON COLLEGE	170	0	0	0	0	0	0	0	170	
CASTLETON STATE COLLEGE	175	0	0	0	0	0	0	0	175	
CHAMPLAIN COLLEGE	118	0	0	0	0	0	0	0	118	
COL OF ST JOSEPH THE PROV	104	29	0	0	0	0	0	0	75	
GODDARD COLLEGE	201	0	0	0	0	29	0	0	201	
GREEN MOUNTAIN COLLEGE	44	0	0	0	0	0	0	0	44	
JOHNSON STATE COLLEGE	699	4	4	0	0	0	0	0	695	
LYNDON STATE COLLEGE	387	2	0	0	2	0	0	0	385	
HAPLBORO COLLEGE	25	0	0	0	0	0	0	0	25	
MIDDLEBURY COLLEGE	350	295	51	0	0	0	0	0	55	
NORWICH UNIVERSITY	371	10	0	0	0	0	213	31	361	
ST JOSEPH COL (VT)	437	0	0	0	0	0	0	0	437	
ST MICHAEL'S COLLEGE	134	27	0	0	0	0	0	0	107	
TRINITY COL (VT)	83	5	0	0	0	0	0	27	78	
UNIV OF VT & ST AGRIC COL	17,526	13,837	11,855	0	27	427	243	1,285	3,689	
VERMONT TECHNICAL COLLEGE	94	0	0	0	0	0	0	0	94	
<b>VIRGINIA, TOTAL</b>	<b>106,071</b>	<b>73,157</b>	<b>59,692</b>	<b>25</b>	<b>612</b>	<b>3,750</b>	<b>2,276</b>	<b>6,802</b>	<b>32,914</b>	
AVERETT COLLEGE	1,531	0	0	0	0	0	0	0	1,531	
BLUE RIDGE COMMUNITY COL	4	0	0	0	0	0	0	0	4	
BLUEFIELD COLLEGE	26	0	0	0	0	0	0	0	26	
BRIDGEWATER COLLEGE	118	0	0	0	0	0	0	0	118	
CENTRAL VIRGINIA CMTY COL	13	0	0	0	0	0	0	0	13	
COLLEGE OF WILLIAM & MARY	1,932	1,487	1,384	25	26	8	0	0	445	
DARNEY LANCASTER CMTY COL	261	0	0	0	0	0	0	44	261	
DANVILLE COMMUNITY COL	50	0	0	0	0	0	0	0	50	
EASTERN MENNONITE COLLEGE	184	0	0	0	0	0	0	0	184	
EASTERN SHORE CMTY COL	17	15	0	0	0	0	0	0	2	
EASTERN VA MEDICAL SCHOOL	2,088	737	627	0	0	0	110	0	1,351	
EMORY & HENRY COLLEGE	126	0	0	0	0	0	0	0	126	
FERRUM COLLEGE	327	0	0	0	0	0	0	0	327	
GEORGE MASON UNIVERSITY	736	148	111	0	22	0	0	15	588	
GERMANNIA COMMUNITY COL	22	0	0	0	0	0	0	0	22	
HAMPDEN-SYDNEY COLLEGE	20	0	0	0	0	0	0	0	20	
HAMPTON INSTITUTE	2,069	559	428	0	0	76	18	37	1,506	
HOLLINS COLLEGE	54	0	0	0	0	0	0	0	54	
J SGT REYNOLDS COM COL	320	0	0	0	0	0	0	0	320	
JAMES MADISON UNIVERSITY	455	56	41	0	0	0	0	15	399	
JOHN TYLER COMMUNITY COL	43	0	0	0	0	0	0	0	43	
LIBERTY BAPTIST COLLEGE	413	0	0	0	0	0	0	0	413	
LONGWOOD COLLEGE	167	0	0	0	0	0	0	0	167	
LORD FAIRFAX CMTY COLLEGE	21	0	0	0	0	0	0	0	21	
LYNCHBURG COLLEGE	99	0	0	0	0	0	0	0	99	
MARY BALDWIN COLLEGE	287	104	0	0	0	0	104	0	183	
MARY WASHINGTON COLLEGE	189	0	0	0	0	0	0	0	189	
MARYMOUNT COL OF VIRGINIA	93	0	0	0	0	0	0	0	93	
MOUNTAIN EMPIRE CMTY COL	119	0	0	0	0	0	0	0	119	
NEW RIVER COMMUNITY COL	274	0	0	0	0	0	0	0	274	
NORFOLK STATE COLLEGE	1,892	332	52	0	0	0	0	0	1,560	
NORTHERN VA COMMUNITY COL	496	209	0	0	0	82	198	0	287	
OLD DOMINION UNIVERSITY	3,859	2,897	2,545	0	15	271	0	66	962	
PATRICK HENRY CMTY COL	36	0	0	0	0	0	0	0	36	
PAUL D CAMP CMTY COLLEGE	245	0	0	0	0	0	0	0	245	
PIEDMONT VA COMMUNITY COL	190	0	0	0	0	0	0	0	190	
RADFORD UNIVERSITY	322	17	0	0	0	0	0	17	305	
RANDOLPH-MACON COLLEGE	58	0	0	0	0	0	0	0	58	
RANDOLPH-MACON WOMANS COL	41	4	0	0	4	0	0	0	37	
RAPPANNOCK CMTY COLLEGE	126	0	0	0	0	0	0	0	126	
ROANOKE COLLEGE	234	0	0	0	0	0	0	0	234	
SMENANDOAN COLLEGE	78	2	0	2	0	0	0	0	76	
SOUTHERN SEMINARY JR COL	98	85	0	0	0	0	85	0	13	
SOUTHSIDE VA CMTY COLLEGE	254	24	0	0	0	24	0	0	232	
SOUTHWESTERN VA CMTY COL	173	0	0	0	0	0	0	0	173	
ST PAUL'S COL (VA)	1,889	0	0	0	0	0	0	0	1,889	
SWEET SPIR COLLEGE	52	47	47	0	0	0	0	0	15	
THOMAS NELSON CMTY COL	93	0	0	0	0	0	0	0	93	
TIDEWATER COMMUNITY COL	441	0	0	0	0	0	0	0	441	
UNIVERSITY OF PICCONNOD	126	60	60	0	0	0	0	0	66	
UNIVERSITY OF VIRGINIA	31,187	25,195	22,619	0	205	1,841	530	0	5,972	
VA HIGHLANDS CMTY COLLEGE	147	0	0	0	0	0	0	0	147	
VA POLYTECH INST & ST U	24,965	22,722	15,964	328	0	234	348	5,848	2,243	
VIRGINIA COLLEGE	26	0	0	0	0	0	0	0	26	
VIRGINIA COMMONWLTN UNIV	21,351	15,823	14,339	0	0	1,103	295	86	5,528	
VIRGINIA INTERMONT COL	88	0	0	0	0	0	0	0	88	
VIRGINIA MILITARY INST	311	262	80	3	0	0	0	0	38	
VIRGINIA STATE UNIVERSITY	3,920	2,094	1,190	7	0	38	160	19	49	
VIRGINIA UNION UNIVERSITY	591	263	190	0	0	73	0	640	1,826	
VIRGINIA WESLEYAN COLLEGE	90	8	8	0	0	0	0	0	328	
VIRGINIA WESTERN COMM COL	201	0	0	0	0	0	0	0	201	
WASHINGTON & LEE UNIV	35	0	0	0	0	0	0	0	35	
WYTHEVILLE COMMUNITY COL	420	0	0	0	0	0	0	0	420	
<b>WASHINGTON, TOTAL</b>	<b>140,924</b>	<b>112,028</b>	<b>99,385</b>	<b>207</b>	<b>432</b>	<b>6,678</b>	<b>1,658</b>	<b>3,658</b>	<b>28,896</b>	
BELLEVUE COMMUNITY COL	104	0	0	0	0	0	0	0	104	
BIG BEND COMMUNITY COL	212	0	0	0	0	0	0	0	212	
CENTRAL WASHINGTON UNIV	490	31	18	0	0	13	0	0	459	
CENTRALIA COLLEGE	63	0	0	0	0	0	0	0	63	
CITY COLLEGE	55	0	0	0	0	0	0	0	55	
CLARK COMMUNITY COLLEGE	129	0	0	0	0	0	0	0	129	
COLUMBIA BASIN CMTY COL	52	0	0	0	0	0	0	0	52	
EASTERN WASHINGTON UNIV	1,281	376	376	0	0	0	0	0	905	

SEE FOOTNOTES AT END OF TABLE.

(DOLLARS IN THOUSANDS)

STATE & INSTITUTION	TOTAL, ALL ACTIVITIES	TOTAL ACADEMIC SCIENCE	RESEARCH AND DEVELOPMENT	R&D PLANT	ACADEMIC SCIENCE FACIL FOR INSTR IN SCI & ENG	FELLOWSHIPS TRNG GRANTS	GENERAL SUPPORT FOR SCI	OTHER SCIENCE	NON-SCIENCE
WASHINGTON, CONT'D									
EDMONDS COMMUNITY COLLEGE	35	0	0	0	0	0	0	0	35
EVERETT COMMUNITY COLLEGE	122	0	0	0	0	0	0	0	122
EVERGREEN STATE COLLEGE	464	80	40	0	0	0	0	0	384
FORT STEILACOOM CMTY COL	70	0	0	0	0	0	0	0	70
FT WRIGHT COL HOLY NAMES	79	0	0	0	0	0	0	0	79
GONZAGA UNIVERSITY	356	57	0	0	0	22	0	35	299
GRAYS HARBOR COLLEGE	42	0	0	0	0	0	0	0	42
GREEN RIVER CMTY COLLEGE	68	0	0	0	0	0	0	0	68
HIGHLINE COMMUNITY COL	55	0	0	0	0	0	0	0	55
LOWER COLUMBIA COLLEGE	139	0	0	0	0	0	0	0	139
NW COL ASSEMBLIES OF GOD	74	0	0	0	0	0	0	0	74
OLYMPIA TECH CMTY COLL	128	0	0	0	0	0	0	0	128
OLYMPIC COLLEGE	126	0	0	0	0	0	0	0	126
PACIFIC LUTHERAN UNIV	501	85	38	0	25	22	0	0	416
PENINSULA COLLEGE	34	0	0	0	0	0	0	0	34
PROMETHEUS COLLEGE	2	0	0	0	0	0	0	0	2
PUGET SND COL OF BIBLE	27	0	0	0	0	0	0	0	27
SEATTLE CMTY COLLEGE	1,307	180	0	0	0	0	180	0	4,127
SEATTLE PACIFIC UNIV	394	115	102	0	0	13	0	0	279
SEATTLE UNIVERSITY	1,445	735	197	0	0	505	0	33	710
SHORELINE COMMUNITY COL	144	0	0	0	0	0	0	0	144
SKAGIT VALLEY COLLEGE	101	0	0	0	0	0	0	0	101
SPOKANE COMMUNITY COLLEGE	248	0	0	0	0	0	0	0	248
SPOKANE FALLS CMTY COL	200	0	0	0	0	0	0	0	200
ST MARTIN'S COLLEGE	83	0	0	0	0	0	0	0	83
TACOMA COMMUNITY COLLEGE	390	0	0	0	0	0	0	0	390
UNIVERSITY OF PUGET SOUND	336	70	70	0	0	0	0	0	266
UNIVERSITY OF WASHINGTON	412,537	96,095	88,037	207	345	5,829	1,032	645	16,442
WALLA WALLA COLLEGE	253	62	62	0	0	0	0	0	491
WALLA WALLA COMMUNITY COL	140	0	0	0	0	0	0	0	140
WASHINGTON STATE UNIV	16,602	13,779	10,098	0	62	274	456	2,889	2,823
WENATCHEE VALLEY COL	229	0	0	0	0	0	0	0	229
WESTERN WASHINGTON UNIV	1,007	363	347	0	0	0	0	16	644
WHATCOM COMMUNITY COLLEGE	39	0	0	0	0	0	0	0	39
WHITMAN COLLEGE	79	0	0	0	0	0	0	0	79
WHITWORTH COLLEGE	195	0	0	0	0	0	0	0	195
YAKIMA VALLEY CMTY COL	497	0	0	0	0	0	0	0	487
<b>WEST VIRGINIA, TOTAL</b>	<b>24,755</b>	<b>13,227</b>	<b>8,459</b>	<b>0</b>	<b>5</b>	<b>74</b>	<b>532</b>	<b>3,490</b>	<b>11,528</b>
ALDERSON BROADBOS COLLEGE	760	0	0	0	0	0	0	0	760
APPALACHIAN BIBLE COLLEGE	31	0	0	0	0	0	0	0	31
BECKLEY COLLEGE	82	0	0	0	0	0	0	0	82
BETHANY COLLEGE (WV)	163	35	0	0	5	0	12	18	128
BLUEFIELD STATE COLLEGE	395	0	0	0	0	0	0	0	395
CONCORD COLLEGE	417	3	3	0	0	0	0	0	414
DAVIS & ELKINS COLLEGE	183	0	0	0	0	0	0	0	183
FAIRMONT STATE COLLEGE	500	233	231	0	0	2	0	0	257
GLENVILLE STATE COLLEGE	261	0	0	0	0	0	0	0	261
MARSHALL UNIVERSITY	1,320	113	84	0	0	29	0	0	1,007
MOUNTAIN STATE COLLEGE	15	0	0	0	0	0	0	0	15
OHIO VALLEY COLLEGE	64	0	0	0	0	0	0	0	64
PARKERSBURG COMMUNITY COL	224	0	0	0	0	0	0	0	224
POTOMAC STATE COLLEGE	231	0	0	0	0	0	0	0	231
SALEM COLLEGE	792	0	0	0	0	0	0	0	792
SHEPHERD COLLEGE	158	33	33	0	0	0	0	0	125
SOUTHERN W VA CMTY COL	164	0	0	0	0	0	0	0	164
UNIVERSITY OF CHARLESTON	538	0	0	0	0	0	0	0	538
W VA COL OF GRAD STUDIES	102	33	0	0	0	0	33	0	69
W VA NORTHERN CMTY COL	73	0	0	0	0	0	0	0	73
W VA SCHL OSTEOPATHIC MED	416	0	0	0	0	0	0	0	416
WEST LIBERTY STATE COL	322	0	0	0	0	0	0	0	322
WEST VIRGINIA INST TECH	963	37	0	0	0	0	0	0	926
WEST VIRGINIA STATE COL	371	2	0	0	0	2	0	0	369
WEST VIRGINIA UNIVERSITY	15,850	12,724	8,108	0	0	708	487	3,421	3,126
WEST VIRGINIA WESLEYN COL	383	14	0	0	0	0	0	14	369
WHEELING COLLEGE	177	0	0	0	0	0	0	0	177
<b>WISCONSIN, TOTAL</b>	<b>139,782</b>	<b>109,761</b>	<b>93,633</b>	<b>2,020</b>	<b>481</b>	<b>6,069</b>	<b>1,418</b>	<b>6,140</b>	<b>30,021</b>
ALVERNO COLLEGE	452	216	216	0	0	0	0	0	236
SELOIT COLLEGE	186	82	56	0	16	0	0	10	104
BLACKHAWK TECHNICAL INST	10	0	0	0	0	0	0	0	10
CARDINAL STRITCH COLLEGE	51	0	0	0	0	0	0	0	51
CARROLL COLLEGE (WI)	156	42	42	0	0	0	0	0	114
CARTHAGE COLLEGE	93	0	0	0	0	0	0	0	83
CONCORDIA COLLEGE (WI)	27	0	0	0	0	0	0	0	27
DISTRICT ONE TECH INST	171	0	0	0	0	0	0	0	171
EDGEWOOD COLLEGE	211	162	0	0	0	0	162	0	49
FOX VALLEY TECHNICAL INST	105	0	0	0	0	0	0	0	105
GATEWAY TECHNICAL INST	181	0	0	0	0	0	0	0	181
HOLY REDEEMER COLLEGE	9	0	0	0	0	0	0	0	9
INSTITUTE PAPER CHEMISTRY	4	0	0	0	0	0	0	0	4
LAKELAND COLLEGE	391	0	0	0	0	0	0	0	391
LAKESHORE TECH INSTITUTE	11	0	0	0	0	0	0	0	11
LAWRENCE UNIVERSITY	96	7	0	0	0	0	0	4	79
MADISON AREA TECH COLLEGE	189	6	0	0	0	0	0	0	183
MARIAN COL OF ST ANDOU LAC	64	0	0	0	0	0	0	0	64
MARQUETTE UNIVERSITY	3,443	1,036	945	0	19	9	53	0	2,377
MEDICAL COLLEGE OF WIS	11,104	9,115	8,548	0	27	373	167	0	1,989
MID-STATE TECHNICAL INST	77	0	0	0	0	0	0	0	77
HILTON COLLEGE	164	0	0	0	0	0	0	0	164
HILWAUKEE AREA TECH COL	637	25	25	0	0	0	0	0	612
HILWAUKEE SCHOOL OF ENG	280	0	0	0	0	0	0	0	280

SEE FOOTNOTES AT END OF TABLE.

(DOLLARS IN THOUSANDS)

STATE & INSTITUTION	TOTAL, ALL ACTIVITIES	ACADEMIC SCIENCE							NON-SCIENCE
		TOTAL ACADEMIC SCIENCE	RESEARCH AND DEVELOPMENT	R&D PLANT	FACIL FOR INSTR IN SCI & ENG	FELLOWSHIPS TRNNG GRANTS	GENERAL SUPPORT FOR SCI	OTHER SCIENCE	
<b>WISCONSIN, CONT'D</b>									
MORAINÉ PARK TECH INST	58	0	0	0	0	0	0	0	58
MOUNT MARY COLLEGE	90	27	27	0	0	0	0	0	63
MOUNT SENARIO COLLEGE	326	0	0	0	0	0	0	0	326
NE WISCONSIN TECH INST	146	0	0	0	0	0	0	0	146
NICOLET COL & TECH INST	31	0	0	0	0	0	0	0	31
NORTH CENTRAL TECH INST	120	0	0	0	0	0	0	0	120
NORTHLAND COLLEGE	1,096	0	0	0	0	0	0	0	1,096
NORTHWESTERN COL (WI)	31	0	0	0	0	0	0	0	31
RIPON COLLEGE	75	0	0	0	0	0	0	0	75
SILVER LAKE COLLEGE	35	0	0	0	0	0	0	0	35
ST FRANCIS DE SALES COLL	6	0	0	0	0	0	0	0	6
ST NORBERT COLLEGE	95	0	0	0	0	0	0	0	95
SW WIS VOC TECH INST	21	0	0	0	0	0	0	0	21
UNIV OF WIS-CENTER SYSTEM	510	181	181	0	0	0	0	0	329
UNIV OF WIS-EAU CLAIRE	1,094	83	83	0	0	0	0	0	1,011
UNIV OF WIS-EXTENSION DIV	8	8	0	0	0	0	0	0	0
UNIV OF WIS-GREEN BAY	828	217	20	0	0	0	197	0	611
UNIV OF WIS-LA CROSSE	808	46	46	0	0	0	0	0	762
UNIV OF WIS-MADISON	99,171	9,685	75,597	2,020	391	4,951	778	5,948	9,486
UNIV OF WIS-MILWAUKEE	4,639	2,681	2,394	0	0	222	49	16	1,958
UNIV OF WIS-OSHKOSH	1,248	108	79	0	7	0	0	22	1,140
UNIV OF WIS-PARKSIDE	291	119	107	0	0	0	0	12	172
UNIV OF WIS-PLATTEVILLE	15	0	0	0	0	0	0	0	15
UNIV OF WIS-RIVER FALLS	437	48	36	0	12	0	0	0	389
UNIV OF WIS-STEVENS POINT	1,444	83	10	0	0	23	12	38	1,361
UNIV OF WIS-STOUT	1,805	1,157	696	0	0	461	0	0	648
UNIV OF WIS-SUPERIOR	487	201	131	0	0	14	0	56	286
UNIV OF WIS-WHITEWATER	800	20	4	0	0	16	0	0	780
UNIV OF WISCONSIN SYS OFF	5,038	4,390	4,390	0	0	0	0	0	648
VITERBO COLLEGE	636	16	0	0	0	0	0	16	620
WAUKESHA COUNTY TECH INST	93	0	0	0	0	0	0	0	93
WESTERN WISC TECH INST	197	0	0	0	0	0	0	0	197
WISCONSIN CONSERV OF MUSI	41	0	0	0	0	0	0	0	41
<b>WYOMING, TOTAL</b>	<b>11,308</b>	<b>9,535</b>	<b>8,217</b>	<b>0</b>	<b>10</b>	<b>76</b>	<b>188</b>	<b>1,044</b>	<b>1,773</b>
CASPER COLLEGE	39	0	0	0	0	0	0	0	39
CENTRAL WYOMING COLLEGE	12	0	0	0	0	0	0	0	12
EASTERN WYOMING COLLEGE	10	0	0	0	0	0	0	0	10
LARAMIE COUNTY CHTY COL	158	9	9	0	0	0	0	0	149
NORTHWEST COMMUNITY COL	57	0	0	0	0	0	0	0	57
SHERIDAN COLLEGE	17	0	0	0	0	0	0	0	17
UNIVERSITY OF WYOMING	10,999	9,526	8,208	0	10	76	188	1,044	1,473
WESTERN WYOMING CHTY COL	16	0	0	0	0	0	0	0	16
<b>GUAM, TOTAL</b>	<b>2,243</b>	<b>1,245</b>	<b>628</b>	<b>0</b>	<b>18</b>	<b>98</b>	<b>29</b>	<b>472</b>	<b>998</b>
UNIVERSITY OF GUAM	2,243	1,245	628	0	18	98	29	472	998
<b>PUERTO RICO, TOTAL</b>	<b>63,557</b>	<b>16,139</b>	<b>8,377</b>	<b>0</b>	<b>64</b>	<b>591</b>	<b>1,901</b>	<b>5,206</b>	<b>47,428</b>
AMERICAN COLLEGE OF P R	536	0	0	0	0	0	0	0	536
ANTILLIAN COLLEGE	368	0	0	0	0	0	0	0	368
BAYAMON CENTRAL UNIV	1,693	15	0	0	15	0	0	0	1,678
CARIBBEAN CTR FOR ADV STD	101	0	0	0	0	0	0	0	101
CARIBBEAN UNIVERSITY COL	20	20	0	0	0	0	20	0	0
CATHOLIC UNIV OF P R	4,791	287	0	0	0	0	287	0	4,504
CONSV OF MUSIC OF P R	32	0	0	0	0	0	0	0	32
INTER AM U P R-HATO REY	1,033	120	0	0	0	0	120	0	913
INTER AM U P R-SAN GERMAN	11,822	72	39	0	0	0	0	33	11,750
INTER AM U P R, CNTRL OFF	580	115	0	0	0	0	115	0	465
PUERTO RICO JR COL	6,059	238	0	0	0	0	238	0	5,821
TORABO UNIVERSITY COLLEGE	17	13	13	0	0	0	0	0	4
U P R - REGIONAL COL ADMN	8,755	0	0	0	0	0	0	0	8,755
UNIV OF P R-CAYEYAN COL	527	0	0	0	0	0	0	0	527
UNIV OF P R-HUMACAO U COL	423	18	0	0	0	0	0	18	405
UNIV OF P R-MAYAGUEZ	8,076	7,805	2,208	0	35	141	296	5,125	271
UNIV OF P R-MEO SCI CMPUS	8,053	2,764	2,570	0	0	156	38	0	5,299
UNIV OF P R-RIO PIEDRAS	5,005	3,983	3,068	0	14	223	648	30	1,022
UNIV OF P R, SYSTEM OFF	550	550	479	0	0	71	0	0	0
UNIV OF THE SACRED HEART	3,063	0	0	0	0	0	0	0	3,063
WORLD UNIVERSITY	2,063	139	0	0	0	0	139	0	1,924
<b>AMERICAN SAMOA, TOTAL</b>	<b>350</b>	<b>0</b>	<b>0</b>	<b>0</b>	<b>0</b>	<b>0</b>	<b>0</b>	<b>0</b>	<b>350</b>
AMERICAN SAMOA CHTY COL	350	0	0	0	0	0	0	0	350
<b>VIRGIN ISLANDS, TOTAL</b>	<b>2,415</b>	<b>1,262</b>	<b>758</b>	<b>0</b>	<b>5</b>	<b>0</b>	<b>33</b>	<b>466</b>	<b>1,153</b>
COL OF THE VIRGIN ISLANDS	2,415	1,262	758	0	5	0	33	466	1,153
<b>TRUST TERRITORY PAC ISL, TOTAL</b>	<b>219</b>	<b>30</b>	<b>30</b>	<b>0</b>	<b>0</b>	<b>0</b>	<b>0</b>	<b>0</b>	<b>189</b>
CHTY COL OF MICRONESIA	219	30	30	0	0	0	0	0	189

1/ DATA FOR JOHNS HOPKINS UNIVERSITY INCLUDE \$200,057 OBLIGATED TO THE APPLIED PHYSICS LABORATORY, FORMERLY CONSIDERED A FEDERALLY FUNDED RESEARCH AND DEVELOPMENT CENTER.

2/ DATA FOR PENNSYLVANIA STATE UNIVERSITY INCLUDE \$13,411 OBLIGATED TO THE APPLIED RESEARCH LABORATORY, FORMERLY CONSIDERED A FEDERALLY FUNDED RESEARCH AND DEVELOPMENT CENTER.

NOTE: TABLE INCLUDES DATA FROM 14 FEDERAL AGENCIES RESPONSIBLE FOR MORE THAN 95 PERCENT OF ALL FEDERAL OBLIGATIONS TO UNIVERSITIES AND COLLEGES.

SOURCE: NATIONAL SCIENCE FOUNDATION

11

(DOLLARS IN THOUSANDS)

STATE & INSTITUTION	TOTAL	USOA	COH	DOO	DOE	EPA	HEW	INT	NASA	NSF	DOT	OTHER*
UNITED STATES, TOTAL	6,195,596	427,019	47,343	528,720	274,941	68,135	3,932,029	40,054	143,888	671,546	11,430	50,491
ALABAMA, TOTAL	96,991	13,043	75	2,014	1,508	185	73,963	858	2,083	2,796	66	400
ALA LUTHERAN ACAD AND C	230	0	0	0	0	0	230	0	0	0	0	0
ALABAMA A & M UNIVERSITY	3,370	1,539	0	33	349	50	806	0	199	394	0	0
ALABAMA CHRISTIAN COLLEGE	179	0	0	0	0	0	179	0	0	0	0	0
ALABAMA STATE UNIVERSITY	2,479	0	0	0	0	0	2,479	0	0	0	0	0
ALABAMA TECHNICAL COL	68	0	0	0	0	0	68	0	0	0	0	0
ALEXANDER CITY ST JR COL	282	0	0	0	0	0	282	0	0	0	0	0
ATHENS STATE COLLEGE	44	0	0	0	0	0	44	0	0	0	0	0
AUBURN UNIVERSITY	15,631	9,808	75	276	785	133	3,331	172	90	261	0	0
BIRMINGHAM SOUTHERN COL	319	0	0	0	0	0	297	0	0	22	0	0
BREWER STATE JUNIOR COL	308	0	0	0	0	0	308	0	0	0	0	0
CALHOUN STATE CMTY COL	505	0	0	0	0	0	263	0	0	242	0	0
CHATTAHOOCHEE VALLEY C C	150	0	0	0	0	0	150	0	0	0	0	0
ENTERPRISE JUNIOR COLLEGE	156	0	0	0	0	0	156	0	0	0	0	0
FAULKNER STATE JUNIOR COL	82	0	0	0	0	0	82	0	0	0	0	0
G C WALLACE ST C C DOTHAN	241	0	0	0	0	0	241	0	0	0	0	0
G C WALLACE ST CC SELMA	217	0	0	0	0	0	217	0	0	0	0	0
G C WLLCE ST CMTY COL HAN	105	0	0	0	0	0	105	0	0	0	0	0
GAOSEN STATE JUNIOR COL	290	0	0	0	0	0	290	0	0	0	0	0
HUNTINGDON COLLEGE	566	0	0	0	0	0	566	0	0	0	0	0
JACKSONVILLE STATE UNIV	618	0	0	0	0	0	618	0	0	0	0	0
JEFFERSON DAVIS ST JR COL	154	0	0	0	0	0	154	0	0	0	0	0
JEFFERSON STATE JR COL	886	0	0	0	0	0	881	0	0	5	0	0
JUDSON COLLEGE	28	0	0	0	0	0	28	0	0	0	0	0
LAHSON STATE CMTY COLLEGE	477	0	0	0	0	0	477	0	0	0	0	0
LIVINGSTON UNIVERSITY	1,032	0	0	0	0	0	1,032	0	0	0	0	0
LOMAX-HANNON JR COLLEGE	95	0	0	0	0	0	95	0	0	0	0	0
LURLEEN B WALLACE ST JR C	522	0	0	0	0	0	522	0	0	0	0	0
MARION MILITARY INSTITUTE	18	0	0	0	0	0	18	0	0	0	0	0
MPLES COLLEGE	1,160	0	0	0	0	0	1,160	0	0	0	0	0
MOBILE COLLEGE	250	0	0	0	0	0	250	0	0	0	0	0
NORTHEAST ALA ST JR COL	260	0	0	0	0	0	260	0	0	0	0	0
NORTHWEST ALA ST JR COL	313	0	0	0	0	0	308	0	0	5	0	0
OAKWOOD COLLEGE	2,109	0	0	0	0	0	2,109	0	0	0	0	0
PATRICK HENRY ST JR COL	32	0	0	0	0	0	32	0	0	0	0	0
S D BISHOP ST JR COLLEGE	922	0	0	0	0	0	768	0	0	154	0	0
SAMFORD UNIVERSITY	362	0	0	0	0	0	362	0	0	0	0	0
SELMA UNIVERSITY	448	0	0	0	0	0	426	0	0	22	0	0
SHELTON STATE COL	3	0	0	0	0	0	3	0	0	0	0	0
SNEAD STATE JUNIOR COL	50	0	0	0	0	0	50	0	0	0	0	0
SOUTHEASTERN BIBLE COL	33	0	0	0	0	0	33	0	0	0	0	0
SOUTHERN BENEDICTINE COL	51	0	0	0	0	0	51	0	0	0	0	0
SOUTHERN UNION ST JR COL	331	0	0	0	0	0	331	0	0	0	0	0
SPRING HILL COLLEGE	510	0	0	0	0	0	510	0	0	0	0	0
STILLMAN COLLEGE	2,287	0	0	0	0	0	2,287	0	0	0	0	0
TALLADEGA COLLEGE	2,916	0	0	0	0	0	2,494	0	41	281	0	0
THE UNIVERSITY OF ALABAMA	4,541	10	0	283	96	0	3,255	462	51	254	0	130
TROY ST U-DOOTHAN-FT RUCKE	4	0	0	0	0	0	4	0	0	0	0	0
TROY ST U-MONTGOMERY	181	0	0	0	0	0	4	0	0	177	0	0
TROY ST UNIV MAIN CAMPUS	457	0	0	0	0	0	457	0	0	0	0	0
TUSKEGEE INSTITUTE	5,782	1,566	0	41	84	2	3,568	0	161	90	0	270
UNIV ALABAMA BIRMINGHAM	37,984	120	0	441	13	0	36,640	0	59	711	0	0
UNIV ALABAMA HUNTSVILLE	2,193	0	0	190	147	0	261	0	1,482	37	66	0
UNIV OF ALABAMA SYS OFF	224	0	0	0	0	0	0	224	0	0	0	0
UNIV OF NORTH ALABAMA	331	0	0	0	0	0	331	0	0	0	0	0
UNIV OF SOUTH ALABAMA	3,869	0	0	50	34	0	3,676	0	0	109	0	0
UNIVERSITY OF MONTEVALLO	403	0	0	0	0	0	371	0	0	32	0	0
WALKER COLLEGE	43	0	0	0	0	0	43	0	0	0	0	0
ALASKA, TOTAL	27,457	2,080	3,101	10,685	945	30	3,862	1,334	361	5,047	12	0
ALASKA PACIFIC UNIVERSITY	297	0	0	0	0	0	297	0	0	0	0	0
UNUPIAT UNIV OF THE ARCTIC	4	0	0	0	0	0	4	0	0	0	0	0
SHELDON JACKSON COLLEGE	194	0	0	0	0	0	194	0	0	0	0	0
UNIV OF ALASKA ANCHORAGE	4,871	194	3,101	0	74	0	1,364	81	0	45	12	0
UNIV OF ALASKA FAIRBANKS	21,715	1,744	0	10,685	871	30	1,769	1,253	361	5,002	0	0
UNIV OF ALASKA STHASTRN	106	0	0	0	0	0	106	0	0	0	0	0
UNIV OF ALASKA SYSTEM OFF	270	142	0	0	0	0	128	0	0	0	0	0
ARIZONA, TOTAL	59,469	3,882	1,191	4,375	1,729	587	33,831	921	4,068	8,479	35	1,371
AMER GR SCH INTL MANAGT	52	0	0	0	0	0	52	0	0	0	0	0
ARIZONA COLLEGE OF TECH	4	0	0	0	0	0	4	0	0	0	0	0
ARIZONA STATE UNIVERSITY	10,413	189	0	260	484	30	6,673	101	781	1,895	0	0
ARIZONA WESTERN COLLEGE	674	0	0	0	0	0	674	0	0	0	0	0
CENTRAL ARIZONA COLLEGE	436	0	0	0	0	0	436	0	0	0	0	0
COCHISE COLLEGE	88	0	0	0	0	0	88	0	0	0	0	0
COLLEGE OF SANADO	466	0	0	0	0	0	456	0	0	10	0	0
EASTERN ARIZONA COLLEGE	322	0	0	0	0	0	322	0	0	0	0	0
GLENDALE COMMUNITY COL	205	0	0	0	0	0	205	0	0	0	0	0
GRAND CANYON COLLEGE	137	0	0	0	0	0	137	0	0	0	0	0
MARICOPA TECH/CMTY COL	67	0	0	0	0	0	67	0	0	0	0	0
MESA COMMUNITY COLLEGE	518	0	0	0	0	0	518	0	0	0	0	0
MOHAVE CMTY COLLEGE	25	0	0	0	0	0	21	0	0	4	0	0
NAVAJO COMMUNITY COLLEGE	1,525	0	0	0	0	80	1,435	0	10	0	0	0
NORTHERN ARIZONA UNIV	1,834	72	0	96	0	0	1,346	18	0	302	0	0
PHOENIX COLLEGE	395	0	0	0	0	0	395	0	0	0	0	0
PIMA COMMUNITY COLLEGE	809	0	0	0	0	0	575	0	0	234	0	0
SCOTTSDALE CMTY COLLEGE	84	0	0	0	0	0	60	0	0	24	0	0
UNIVERSITY OF ARIZONA	40,777	3,621	191	4,019	1,245	477	19,729	802	3,277	6,010	35	1,371
YAVAPAI COLLEGE	638	0	0	0	0	0	638	0	0	0	0	0
ARKANSAS, TOTAL	28,909	9,380	61	128	896	174	16,569	195	76	1,381	49	0
ARKANSAS BAPTIST COLLEGE	49	0	0	0	0	0	49	0	0	0	0	0
ARKANSAS COLLEGE	591	0	0	0	0	0	591	0	0	0	0	0

SEE FOOTNOTES AT END OF TABLE.



(DOLLARS IN THOUSANDS)

STATE & INSTITUTION	TOTAL	USDA	COM	DDO	DOE	EPA	HEW	INT	NASA	NSF	DOT	OTHER*
<b>ARKANSAS, CONT'D</b>												
ARKANSAS STATE UNIVERSITY	749	0	7	0	0	0	708	0	34	0	0	0
ARKANSAS TECH UNIVERSITY	332	0	0	0	0	0	332	0	0	0	0	0
CENTRAL BAPTIST COLLEGE	39	0	0	0	0	0	39	0	0	0	0	0
COLLEGE OF THE OZARKS	309	0	0	0	0	0	309	0	0	0	0	0
CROWLEY'S RIDGE COLLEGE	15	0	0	0	0	0	15	0	0	0	0	0
EAST ARK. CNTY COL	268	0	0	0	0	0	268	0	0	0	0	0
GARLAND CO GMYT COL	286	0	0	0	0	0	286	0	0	0	0	0
HARDING COLLEGE	365	0	0	0	0	0	365	0	0	0	0	0
HENDERSON STATE UNIV	573	0	0	0	0	0	564	0	0	9	0	0
HENDRIX COLLEGE	92	0	0	0	0	0	92	0	0	0	0	0
JOHN BROWN UNIVERSITY	260	0	0	0	0	0	260	0	0	0	0	0
MISS' COUNTY COMMUNITY COL	941	0	0	0	0	896	45	0	0	0	0	0
NORTHERN ARKANSAS C COLL	240	0	0	0	0	0	240	0	0	0	0	0
OUACHITA BAPTIST UNIV	337	0	0	0	0	0	337	0	0	0	0	0
PHILANDER SMITH COLLEGE	1,390	0	0	0	0	0	1,390	0	0	0	0	0
PHILLIPS COUNTY CMTY COL	602	0	0	0	0	0	602	0	0	0	0	0
SHORTER COLLEGE	116	0	0	0	0	0	116	0	0	0	0	0
SOUTHERN ARKANSAS UNIV	431	0	0	0	0	0	431	0	0	0	0	0
SOUTHERN BAPTIST COLLEGE	237	0	0	0	0	0	237	0	0	0	0	0
U OF ARK AT MONTICELLO	1,137	20	0	0	0	0	868	0	0	0	0	0
U OF ARKANSAS MED SCI CAM	4,423	0	0	0	0	0	4,293	0	0	249	0	0
UNIV OF ARK FAYETTEVILLE	6,347	3,166	0	128	0	0	1,888	195	42	130	0	0
UNIV OF ARK LITTLE ROCK	5,815	4,837	54	0	0	46	843	0	0	882	0	0
UNIV OF ARK PINE BLUFF	2,259	1,357	0	0	0	0	889	0	0	111	0	0
UNIV OF ARK SYS OFF	164	0	0	0	0	115	0	0	0	0	49	0
UNIV OF CENTRAL ARKANSAS	476	0	0	0	0	0	476	0	0	0	0	0
WESTARK COMMUNITY COLLEGE	66	0	0	0	0	0	66	0	0	0	0	0
<b>CALIFORNIA TOTAL</b>	<b>725,106</b>	<b>15,428</b>	<b>5,846</b>	<b>57,722</b>	<b>36,302</b>	<b>8,187</b>	<b>432,200</b>	<b>2,787</b>	<b>33,118</b>	<b>126,322</b>	<b>552</b>	<b>6,542</b>
ACADEMY OF ART	90	0	0	0	0	0	90	0	0	0	0	0
ALLAN Hancock COLLEGE	72	0	0	0	0	0	72	0	0	0	0	0
AMERICAN RIVER COLLEGE	232	0	0	0	0	0	232	0	0	0	0	0
ANTELOPE VALLEY COLLEGE	61	0	0	0	0	0	61	0	0	0	0	0
ARMSTRONG SCH OF BUSINESS	9	0	0	0	0	0	9	0	0	0	0	0
ART CTR COL OF DESIGN	63	0	0	0	0	0	63	0	0	0	0	0
AZUSA PACIFIC COLLEGE	139	0	0	0	0	0	139	0	0	0	0	0
BAKERSFIELD COLLEGE	41	0	0	0	0	0	41	0	0	0	0	0
BARSTOW COLLEGE	38	0	0	0	0	0	38	0	0	0	0	0
BETHANY BIBLE COLLEGE	129	0	0	0	0	0	129	0	0	0	0	0
BIDLA COLLEGE	222	0	0	0	0	0	222	0	0	0	0	0
BUTTE COLLEGE	28	0	0	0	0	0	28	0	0	0	0	0
CABRILLO COLLEGE	41	0	0	0	0	0	41	0	0	0	0	0
CAL COL OF ARTS & CRAFTS	198	0	0	0	0	0	198	0	0	0	0	0
CAL COL OF PODIATRIC MED	368	0	0	0	0	0	368	0	0	0	0	0
CAL POLY ST U SAN LUIS OB	814	8	0	0	11	0	533	0	184	78	0	0
CAL SCH PROF PSYCH-BERKLY	4	0	0	0	0	0	4	0	0	0	0	0
CAL SCH PROF PSYCH-FRESNO	4	0	0	0	0	0	4	0	0	0	0	0
CAL SCH PROF PSYCH-L A	4	0	0	0	0	0	4	0	0	0	0	0
CAL SCH PROF PSYCH-S D	4	0	0	0	0	0	4	0	0	0	0	0
CAL ST COL SAN BERNARDINO	422	0	0	47	0	0	364	0	0	11	0	0
CAL ST U DOMINGUEZ HILLS	582	0	0	0	0	0	550	0	0	32	0	0
CALIF INST ASIAN STUDIES	4	0	0	0	0	0	4	0	0	0	0	0
CALIF INST OF THE ARTS	263	0	0	0	0	0	263	0	0	0	0	0
CALIF ST COL BAKERSFIELD	260	0	0	0	0	0	220	0	0	40	0	0
CALIF ST COL STANISLAUS	659	0	0	0	0	0	659	0	0	0	0	0
CALIF ST POLY UNIV POMONA	1,065	17	0	0	0	0	1,000	0	0	48	0	0
CALIF ST UNIV FULLERTON	3,377	16	0	0	65	0	2,928	0	78	229	0	0
CALIF ST UNIV HAYWARD	932	13	0	65	0	0	787	0	17	50	0	0
CALIF ST UNIV LONG BEACH	2,872	0	0	113	13	13	2,567	20	0	146	0	0
CALIF ST UNIV LOS ANGELES	4,857	0	0	0	0	0	4,699	0	33	125	0	0
CALIF ST UNIV NORTHRIODE	2,841	0	0	56	5	0	2,462	0	96	222	0	0
CALIF ST UNIV SACRAMENTO	2,890	1	0	0	0	6	2,734	0	0	19	0	130
CALIF STATE UNIV CHICO	2,463	159	125	0	0	0	962	0	1,122	95	0	0
CALIF STATE UNIV FRESNO	938	108	0	0	0	0	830	0	0	0	0	0
CALIFORNIA BAPTIST COL	66	0	0	0	0	0	66	0	0	0	0	0
CALIFORNIA CHRISTIAN COL	6	0	0	0	0	0	6	0	0	0	0	0
CALIFORNIA INST OF TECH	35,442	10	98	3,391	4,409	0	9,976	678	4,650	12,165	0	0
CALIFORNIA LUTHERAN COL	84	0	0	0	0	0	84	0	0	0	0	0
CALIFORNIA MARITIME ACO	75	0	0	0	0	0	55	0	20	0	0	0
CANADA COLLEGE	118	0	0	0	0	0	118	0	0	0	0	0
CASA COHA COLLEGE	42	0	0	0	0	0	42	0	0	0	0	0
CERRITOS COLLEGE	149	0	0	0	0	0	149	0	0	0	0	0
CERRO COSO COMM COLLEGE	22	0	0	0	0	0	22	0	0	0	0	0
CHABOT COLLEGE	22	0	0	0	0	0	22	0	0	0	0	0
CHAFFEY COLLEGE	265	0	0	0	0	0	265	0	0	0	0	0
CHAPMAN COLLEGE	307	0	0	0	0	0	307	0	0	0	0	0
CHRISTIAN HERITAGE COLL	39	0	0	0	0	0	39	0	0	0	0	0
CHURCH DIV SCHOOL PACIFIC	1	0	0	0	0	0	1	0	0	0	0	0
CITRUS COLLEGE	24	0	0	0	0	0	24	0	0	0	0	0
CLAREMONT GRADUATE SCHOOL	305	45	0	0	73	0	161	0	0	26	0	0
CLAREMONT MEN'S COLLEGE	172	0	0	30	0	0	142	0	0	0	0	0
COASTLINE CNTY COLLEGE	4	0	0	0	0	0	4	0	0	0	0	0
COGSMELL COLLEGE	20	0	0	0	0	0	20	0	0	0	0	0
COL OSTEO MED OF PACIFIC	583	0	0	0	0	0	583	0	0	0	0	0
COLLEGE OF ALAMEDA	246	0	0	0	0	0	246	0	0	0	0	0
COLLEGE OF MARIN	137	0	0	0	0	0	137	0	0	0	0	0
COLLEGE OF NOTRE DAME	111	0	0	0	0	0	111	0	0	0	0	0
COLLEGE OF SAN MATEO	39	0	0	0	0	0	39	0	0	0	0	0
COLLEGE OF THE CANYONS	27	0	0	0	0	0	27	0	0	0	0	0
COLLEGE OF THE DESERT	68	0	0	0	0	0	68	0	0	0	0	0
COLLEGE OF THE REDWOODS	105	0	0	0	0	0	105	0	0	0	0	0
COLLEGE OF THE SEQUOIAS	128	0	0	0	0	0	128	0	0	0	0	0
COLLEGE OF THE SISKIYOU	51	0	0	0	0	0	51	0	0	0	0	0
COLUMBIA COLLEGE	19	0	0	0	0	0	19	0	0	0	0	0
COMPTON COMMUNITY COLLEGE	171	0	0	0	0	0	171	0	0	0	0	0
CONTRA COSTA COLLEGE	183	0	0	0	0	0	183	0	0	0	0	0

SEE FOOTNOTES AT END OF TABLE.



(DOLLARS IN THOUSANDS)

STATE & INSTITUTION	TOTAL	USDA	COM	DDO	DOE	EPA	HEW	INT	NASA	NSF	DOT	OTHER*
CALIFORNIA, CONT'D												
CONTRA COSTA JR COL DIST SO	52	0	0	0	0	0	52	0	0	0	0	0
COSUMES RIVER COLLEGE	41	0	0	0	0	0	41	0	0	0	0	0
CRAFTON HILLS COLLEGE	5	0	0	0	0	0	5	0	0	0	0	0
CTR FOR EARLY EDUCATION	4	0	0	0	0	0	4	0	0	0	0	0
CUESTA COLLEGE	27	0	0	0	0	0	27	0	0	0	0	0
CYPRESS COLLEGE	41	0	0	0	0	0	41	0	0	0	0	0
D-O UNIVERSITY	46	0	0	0	0	0	46	0	0	0	0	0
DE ANZA COLLEGE	128	0	0	0	0	0	128	0	0	0	0	0
DEEP SPRINGS COLLEGE	2	0	0	0	0	0	2	0	0	0	0	0
DIABLO VALLEY COLLEGE	50	0	0	0	0	0	50	0	0	0	0	0
DOMINICAN COL SAN RAFAEL	66	0	0	0	0	0	66	0	0	0	0	0
DON BOSCO TECHNICAL INST	9	0	0	0	0	0	9	0	0	0	0	0
DREW POST-GRAD MED SCHOOL	2,930	0	0	0	0	0	2,930	0	0	0	0	0
EAST LOS ANGELES COLLEGE	756	0	0	0	0	0	756	0	0	0	0	0
EL CAMINO COLLEGE	64	0	0	0	0	0	64	0	0	0	0	0
EVERGREEN VALLEY COLLEGE	9	0	0	0	0	0	9	0	0	0	0	0
FEATHER RIVER COLLEGE	6	0	0	0	0	0	6	0	0	0	0	0
FIELDING INSTITUTE	8	0	0	0	0	0	8	0	0	0	0	0
FOOTHILL COLLEGE	25	0	0	0	0	0	0	0	0	25	0	0
FOOTHILL-DEANZA CCSYS OFF	201	0	0	0	0	0	201	0	0	0	0	0
FRESNO CITY COLLEGE	464	0	0	0	0	0	380	0	0	84	0	0
FRESNO PACIFIC COLLEGE	156	0	0	0	0	0	156	0	0	0	0	0
FULLER THEOLOGICAL SEM	56	0	0	0	0	0	56	0	0	0	0	0
FULLERTON COLLEGE	53	0	0	0	0	0	53	0	0	0	0	0
GAVILAN COLLEGE	11	0	0	0	0	0	11	0	0	0	0	0
GLENDALE COMMUNITY COL	29	0	0	0	0	0	29	0	0	0	0	0
GOLDEN GATE UNIVERSITY	25	0	0	0	0	0	25	0	0	0	0	0
GOLDEN WEST COLLEGE	76	0	0	0	0	0	65	0	0	11	0	0
GROSSMONT COLLEGE	114	0	0	0	0	0	114	0	0	0	0	0
HARTNELL COLLEGE	141	0	0	0	0	0	141	0	0	0	0	0
HARVEY MUDD COLLEGE	885	0	0	0	0	77	407	0	0	401	0	0
HOLY NAMES COLLEGE	33	0	0	0	0	0	33	0	0	0	0	0
HUMBOLDT STATE UNIVERSITY	1,316	92	0	0	0	0	921	0	152	151	0	0
HUMPHREYS COLLEGE	32	0	0	0	0	0	32	0	0	0	0	0
IMMACULATE HEART COLLEGE	217	0	0	0	0	0	217	0	0	0	0	0
IMPERIAL VALLEY COLLEGE	683	0	0	0	0	0	683	0	0	0	0	0
INDIAN VALLEY COLLEGES	17	0	0	0	0	0	17	0	0	0	0	0
JOHN F KENNEDY UNIVERSITY	6	0	0	0	0	0	6	0	0	0	0	0
LAKE TAMOE CMTY COLLEGE	4	0	0	0	0	0	4	0	0	0	0	0
LANEY COLLEGE	138	0	0	0	0	0	138	0	0	0	0	0
LASSEN COLLEGE	167	0	0	0	0	0	167	0	0	0	0	0
LINCOLN UNIVERSITY (CAL)	19	0	0	0	0	0	19	0	0	0	0	0
LOMA LINDA UNIVERSITY	6,445	0	0	0	0	0	6,445	0	0	0	0	0
LONG BEACH CITY COLLEGE	219	0	0	0	0	0	219	0	0	0	0	0
LOS ANGELES BAPT COLLESEM	31	0	0	0	0	0	31	0	0	0	0	0
LOS ANGELES CITY COLLEGE	1,799	0	0	0	0	0	1,762	0	0	37	0	0
LOS ANGELES COL CHIRO	4	0	0	0	0	0	4	0	0	0	0	0
LOS ANGELES HARBOR COL	347	0	0	0	0	0	347	0	0	0	0	0
LOS ANGELES MISSION COLL	205	0	0	0	0	0	205	0	0	0	0	0
LOS ANGELES PIERCE COL	68	0	0	0	0	0	58	0	0	5	0	0
LOS ANGELES SOUTHWEST COL	307	0	0	0	0	0	307	0	0	0	0	0
LOS ANGELES TR TECH COL	79	0	0	0	0	0	79	0	0	0	0	0
LOS ANGELES VALLEY COL	82	0	0	0	0	0	82	0	0	0	0	0
LOS MEDANOS COLLEGE	48	0	0	0	0	0	48	0	0	0	0	0
LOS PIOS C C SYS OFFICE	213	0	0	0	0	0	213	0	0	0	0	0
LOYOLA MARYMOUNT UNIV	636	0	0	0	0	4	632	0	0	0	0	0
MENLO COLLEGE	12	0	0	0	0	0	12	0	0	0	0	0
MERCED COLLEGE	76	0	0	0	0	0	76	0	0	0	0	0
MERRITT COLLEGE	344	0	0	0	0	0	324	0	0	20	0	0
MILLS COLLEGE	522	0	0	0	0	0	497	0	0	25	0	0
MIPA COSTA COLLEGE	43	0	0	0	0	0	43	0	0	0	0	0
MODESTO JUNIOR COLLEGE	54	0	0	0	0	0	54	0	0	0	0	0
MONTEPEY INST INTL STUDY	171	0	0	0	0	0	171	0	0	0	0	0
MONTEREY PENINSULA COL	4	0	0	0	0	0	4	0	0	0	0	0
MOORPARK COLLEGE	21	0	0	0	0	0	21	0	0	0	0	0
MOUNT SAN ANTONIO COLLEGE	58	0	0	0	0	0	58	0	0	0	0	0
MOUNT SAN JACINTO COLLEGE	95	0	0	0	0	0	95	0	0	0	0	0
MOUNT ST MARY'S COLLEGE	243	0	0	0	0	0	185	0	0	58	0	0
MRYMNT PALOS VERDES COLL	17	0	0	0	0	0	17	0	0	0	0	0
NAPA COLLEGE	68	0	0	0	0	0	68	0	0	0	0	0
NATIONAL UNIVERSITY	109	0	0	0	0	0	109	0	0	0	0	0
NEW COLLEGE OF CALIFORNIA	194	0	0	0	0	0	194	0	0	0	0	0
NORTHROP UNIVERSITY	138	0	0	0	10	0	128	0	0	0	0	0
OCCIDENTAL COLLEGE	513	0	0	0	0	50	425	0	0	38	0	0
OHLONE COLLEGE	115	0	0	0	0	0	115	0	0	0	0	0
ORANGE COAST COLLEGE	139	0	0	0	0	0	139	0	0	0	0	0
OTIS ART INST LA COUNTY	10	0	0	0	0	0	10	0	0	0	0	0
OXNARD COLLEGE	74	0	0	0	0	0	74	0	0	0	0	0
PACIFIC CHRISTIAN COLLEGE	18	0	0	0	0	0	18	0	0	0	0	0
PACIFIC OAKS COLLEGE	57	0	0	0	0	0	57	0	0	0	0	0
PACIFIC UNION COLLEGE	256	0	0	0	0	0	256	0	0	0	0	0
PALO VERDE COLLEGE	14	0	0	0	0	0	14	0	0	0	0	0
PALOMAR COLLEGE	296	0	0	0	0	0	296	0	0	0	0	0
PASADENA CITY COLLEGE	13	0	0	0	0	0	13	0	0	0	0	0
PATTEN BIBLE COLLEGE	9	0	0	0	0	0	9	0	0	0	0	0
PEPPERDINE UNIVERSITY	449	0	0	0	0	0	449	0	0	0	0	0
PERALTA CMTY COL SYS OFF	97	0	0	0	0	0	97	0	0	0	0	0
PITZER COLLEGE	113	0	0	0	0	0	81	0	0	32	0	0
POINT LOMA COLLEGE	325	0	0	0	0	0	318	0	0	7	0	0
POMONA COLLEGE	544	0	0	0	0	0	401	0	76	63	0	0
PORTERVILLE COLLEGE	16	0	0	0	0	0	16	0	0	0	0	0
PEEDLEY COLLEGE	86	0	0	0	0	0	86	0	0	0	0	0
RIO HONDO COLLEGE	147	0	0	0	0	0	147	0	0	0	0	0
RIVERSIDE CITY COLLEGE	131	0	0	0	0	0	131	0	0	0	0	0
SACRAMENTO CITY COLLEGE	150	0	0	0	0	0	150	0	0	0	0	0
SADDLEBACK COLLEGE	295	0	0	0	0	0	292	0	0	3	0	0
SAN BERNARDINO VALLEY COL	120	0	0	0	0	1	106	13	0	0	0	0

SEE FOOTNOTES AT END OF TABLE.

113

TABLE B-35  
CONTINUED

FEDERAL OBLIGATIONS TO UNIVERSITIES AND COLLEGES, BY STATE, INSTITUTION, AND AGENCY: BY 1979

STATE & INSTITUTION	(DOLLARS IN THOUSANDS)											
	TOTAL	USDA	COM	DOO	DOE	EPA	HEW	INT	NASA	NSF	DOT	OTHER
CALIFORNIA, CONT'D.												
SAN DIEGO CITY COLLEGE	462	0	0	0	0	0	462	0	0	0	0	0
SAN DIEGO EVENING COLLEGE	109	0	0	0	0	0	109	0	0	0	0	0
SAN DIEGO JR COL SYS OFF	176	0	0	0	0	0	176	0	0	0	0	0
SAN DIEGO MESA COLLEGE	33	0	0	0	0	0	33	0	0	0	0	0
SAN DIEGO MIRAMAR COLLEGE	31	0	0	0	0	0	31	0	0	0	0	0
SAN DIEGO STATE UNIV	5,949	0	0	169	358	0	4,646	0	0	754	22	0
SAN FRANCISCO ART INST	152	0	0	0	0	0	152	0	0	0	0	0
SAN FRANCISCO CC DISTRICT	484	0	0	0	0	0	484	0	0	0	0	0
SAN FRANCISCO CONSV MUSIC	27	0	0	0	0	0	27	0	0	0	0	0
SAN FRANCISCO STATE UNIV	2,794	0	0	0	0	0	1,941	29	240	584	0	0
SAN JOAQUIN DELTA COLLEGE	1,009	0	0	0	0	0	1,009	0	0	0	0	0
SAN JOSE BIBLE COLLEGE	1	0	0	0	0	0	1	0	0	0	0	0
SAN JOSE CC DIST SYS OFF	20	0	0	0	0	20	0	0	0	0	0	0
SAN JOSE CITY COLLEGE	154	0	0	0	0	0	154	0	0	0	0	0
SAN JOSE STATE UNIVERSITY	4,392	23	32	34	18	0	2,912	0	1,102	271	0	0
SANTA ANA COLLEGE	192	0	0	0	0	0	147	0	0	45	0	0
SANTA BARBARA CITY COL	237	0	0	0	0	0	237	0	0	0	0	0
SANTA MONICA COLLEGE	193	0	0	0	0	0	193	0	0	0	0	0
SANTA ROSA JUNIOR COLLEGE	113	0	0	0	0	0	113	0	0	0	0	0
SCRIPPS COLLEGE	121	0	0	0	0	0	121	0	0	0	0	0
SHASTA COLLEGE	77	0	0	0	0	0	77	0	0	0	0	0
SIEPPA COLLEGE	36	0	0	0	0	0	36	0	0	0	0	0
SIMPSON COLLEGE (CAL)	14	0	0	0	0	0	14	0	0	0	0	0
SKYLINE COLLEGE	30	0	0	0	0	0	30	0	0	0	0	0
SOLANO COMMUNITY COLLEGE	167	0	0	0	0	0	167	0	0	0	0	0
SONOMA STATE UNIVERSITY	1,946	0	0	0	22	0	1,024	0	0	0	0	0
SOUTHERN CAL COL OPTMTRY	180	0	0	0	0	0	180	0	0	0	0	0
SOUTHERN CALIFORNIA COL	228	0	0	0	0	0	228	0	0	0	0	0
SOUTHWESTERN COLLEGE	203	0	0	0	0	0	203	0	0	0	0	0
ST MARY'S COL CALIFORNIA	112	0	0	0	0	0	112	0	0	0	0	0
ST PATRICK'S COLLEGE	1	0	0	0	0	0	1	0	0	0	0	0
STANFORD UNIVERSITY	109,710	121	25	12,820	-5,099	5,270	57,304	142	5,107	23,464	232	76
Taft COLLEGE	29	0	0	0	0	0	29	0	0	0	0	0
THE WRIGHT INSTITUTE	1,619	0	0	0	0	0	1,532	0	0	87	0	0
UNIV OF CAL BERKELEY	66,746	2,148	0	9,515	3,042	520	26,144	537	4,343	19,529	94	884
UNIV OF CAL DAVIS	39,324	3,886	0	569	3,833	550	19,785	453	265	4,983	0	5,000
UNIV OF CAL IRVINE	18,104	55	0	857	1,151	151	11,933	35	204	3,681	25	12
UNIV OF CAL LOS ANGELES	102,686	0	0	3,658	8,987	382	75,639	175	2,550	10,863	0	232
UNIV OF CAL RIVERSIDE	8,331	1,215	0	316	2,880	515	2,853	0	140	2,312	0	0
UNIV OF CAL SAN DIEGO	96,091	77	33	10,555	2,788	160	40,267	159	9,482	32,550	0	10
UNIV OF CAL SAN FRANCISCO	72,967	150	27	381	2,800	0	68,217	0	374	1,718	0	0
UNIV OF CAL SANTA BARBARA	10,547	75	0	857	904	59	4,367	380	440	3,514	0	51
UNIV OF CAL SANTA CRUZ	5,458	0	0	248	536	0	2,696	0	45	1,933	0	0
UNIV OF CAL SYS-WIDE PROG	12,603	7,205	5,175	0	0	45	53	0	107	0	18	0
UNIV OF SAN FRANCISCO	2,729	0	0	0	0	0	2,321	63	293	52	0	0
UNIV OF SOUTHERN CAL	61,440	0	31	13,791	1,073	228	38,253	103	1,590	5,653	171	247
UNIV OF WEST LOS ANGELES	16	0	0	0	0	0	16	0	0	0	0	0
UNIVERSITY OF LA VERNE	376	0	0	0	0	0	376	0	0	0	0	0
UNIVERSITY OF REDLANDS	160	0	0	0	0	0	160	0	0	0	0	0
UNIVERSITY OF SAN DIEGO	481	0	0	0	0	0	469	0	0	12	0	0
UNIVERSITY OF SANTA CLARA	1,751	0	0	0	815	0	458	0	408	70	0	0
UNIVERSITY OF THE PACIFIC	2,317	0	0	0	0	71	2,246	0	0	0	0	0
US INTERNATIONAL UNIV	185	0	0	0	0	0	185	0	0	0	0	0
VENTURA COLLEGE	62	0	0	0	0	0	62	0	0	0	0	0
VICTOR VALLEY COLLEGE	49	0	0	0	0	0	49	0	0	0	0	0
W VALY JNT CC DIST SYS OF	42	0	0	0	0	0	42	0	0	0	0	0
WEST COAST BIBLE COLLEGE	15	0	0	0	0	0	15	0	0	0	0	0
WEST COAST UNIVERSITY	59	0	0	0	0	0	59	0	0	0	0	0
WEST HILLS COLLEGE	67	0	0	0	0	0	67	0	0	0	0	0
WEST LOS ANGELES COLLEGE	21	0	0	0	0	0	21	0	0	0	0	0
WEST VALLEY COLLEGE	36	0	0	0	0	0	36	0	0	0	0	0
WESTMONT COLLEGE	121	0	0	0	0	0	121	0	0	0	0	0
WHITTIER COLLEGE	109	0	0	0	0	0	109	0	0	0	0	0
WOODBURY UNIVERSITY	52	0	0	0	0	0	32	0	0	0	0	0
WORLD COLLEGE WEST	4	0	0	0	0	0	4	0	0	0	0	0
YUBA COLLEGE	213	0	0	0	0	0	213	0	0	0	0	0
COLORADO, TOTAL												
	102,717	6,104	1,299	5,496	5,625	4,139	58,821	2,710	4,318	13,058	0	1,147
ADAMS STATE COLLEGE	392	0	0	0	0	0	374	0	0	18	0	0
AIMS COMMUNITY COLLEGE	188	0	0	0	0	0	188	0	0	0	0	0
APACHE COMMUNITY COL	147	0	0	0	0	0	123	0	0	24	0	0
CMTY COL DENVER AURARIA	41	0	0	0	0	0	41	0	0	0	0	0
CMTY COL DENVER NORTH	403	0	0	0	0	0	403	0	0	0	0	0
CMTY COL DENVER RED ROCKS	4	0	0	0	0	0	4	0	0	0	0	0
CMTY COL OF DENVER SYS OF	9	0	0	0	0	0	9	0	0	0	0	0
COLO MOUNTAIN COL, WEST	70	0	0	0	0	0	70	0	0	0	0	0
COLO MTN COLLEGE EAST CAM	36	0	0	0	0	0	36	0	0	0	0	0
COLO NORTHWESTERN CMTY COL	19	0	0	0	0	0	19	0	0	0	0	0
COLOPADO COLLEGE	120	0	0	0	0	0	88	0	0	32	0	0
COLOPADO SCHOOL OF MINES	3,110	14	0	144	831	25	540	1,201	33	322	0	0
COLORADO STATE UNIVERSITY	29,147	5,989	117	1,652	2,014	2,803	8,284	1,042	1,024	5,119	0	1,103
COLORADO WOMEN'S COLLEGE	280	0	0	0	0	0	280	0	0	0	0	0
FORT LEWIS COLLEGE	305	4	0	0	0	0	301	0	0	0	0	0
INTERMOUNTAIN BIBLE COL	13	0	0	0	0	0	13	0	0	0	0	0
JAMAR COMMUNITY COLLEGE	79	0	0	0	0	0	79	0	0	0	0	0
LOPETTO HEIGHTS COLLEGE	444	0	0	0	0	0	444	0	0	0	0	0
MESA COLLEGE	94	0	0	0	0	0	94	0	0	0	0	0
METROPOLITAN STATE COL	618	0	0	0	0	0	618	0	0	0	0	0
MORGAN COUNTY CC	13	0	0	0	0	0	13	0	0	0	0	0
NAZARENE BIBLE COLLEGE	36	0	0	0	0	0	36	0	0	0	0	0
NORTHEASTERN JUNIOR COL	140	0	0	0	0	0	140	0	0	0	0	0
OTERO JUNIOR COLLEGE	76	0	0	0	0	0	76	0	0	0	0	0
PIKES PEAK COMMUNITY COL	267	0	0	0	0	0	267	0	0	0	0	0
REGIS COLLEGE	79	0	0	0	0	0	79	0	0	0	0	0
ROCKMONT COLLEGE	27	0	0	0	0	0	27	0	0	0	0	0
ST THOMAS SEM COL (CAL)	3	0	0	0	0	0	3	0	0	0	0	0

SEE FOOTNOTES AT END OF TABLE.

(DOLLARS IN THOUSANDS)

STATE & INSTITUTION	TOTAL	USDA	COM	ODD	DOE	-EPA	HEW	INT	NASA	NSF	DOT	OTHER*
<b>COLORADO, CONT'D</b>												
TRINIDAD STATE JUNIOR COL	448	0	0	0	0	0	447	0	0	1	0	0
UNIV OF NORTHERN COLORADO	1,842	0	0	0	0	0	1,811	0	0	31	0	0
UNIV OF SOUTHERN COLORADO	775	0	0	0	0	0	700	0	75	0	0	0
UNIVERSITY OF COLORADO	54,980	97	1,182	1,728	2,372	283	39,649	467	2,793	6,365	0	46
UNIVERSITY OF DENVER	8,419	0	0	1,972	408	1,028	3,472	0	393	1,146	0	0
WESTERN ST COL COLORADO	93	0	0	0	0	0	93	0	0	0	0	0
<b>CONNECTICUT, TOTAL</b>	<b>114,497</b>	<b>2,781</b>	<b>129</b>	<b>3,262</b>	<b>5,601</b>	<b>75</b>	<b>91,428</b>	<b>110</b>	<b>806</b>	<b>10,159</b>	<b>45</b>	<b>101</b>
ALBERTUS MAGNUS COLLEGE	60	0	0	0	0	0	60	0	0	0	0	0
ANNHURST COLLEGE	29	0	0	0	0	0	29	0	0	0	0	0
ASHUNTUCK CC	19	0	0	0	0	0	19	0	0	0	0	0
CENTRAL CONN STATE COL	476	0	0	0	0	0	383	0	0	93	0	0
CONNECTICUT COLLEGE	130	0	0	0	0	0	126	0	0	4	0	0
EASTERN CONN STATE COL	229	0	0	0	0	0	226	0	0	3	0	0
FAIRFIELD UNIVERSITY	460	0	0	0	0	0	446	0	8	6	0	0
GREATER HARTFORD CMTY COL	182	0	0	0	0	0	182	0	0	0	0	0
HARTFORD COL FOR WOMEN	64	0	0	0	0	0	64	0	0	0	0	0
HARTFORD STATE TECH COL	35	0	0	0	0	0	35	0	0	0	0	0
HOLY APOSTLES COLLEGE	2	0	0	0	0	0	2	0	0	0	0	0
HOUSATONIC RES CMTY COL	181	0	0	0	0	0	181	0	0	0	0	0
MANCHESTER COMMUNITY COL	116	0	0	0	0	0	116	0	0	0	0	0
MATTATUCK COMMUNITY COL	189	0	0	0	0	0	189	0	0	0	0	0
MIDDLESEX CMTY COL (CONN)	30	0	0	0	0	0	30	0	0	0	0	0
MITCHELL COLLEGE	18	0	0	0	0	0	18	0	0	0	0	0
MOHEGAN COMMUNITY COLLEGE	48	0	0	0	0	0	48	0	0	0	0	0
MORSE OF HARTFORD	7	0	0	0	0	0	7	0	0	0	0	0
NORTHERN CONN CMTY COL	114	0	0	0	0	0	114	0	0	0	0	0
NORWALK COMMUNITY COLLEGE	25	0	0	0	0	0	25	0	0	0	0	0
NORWALK STATE TECH COL	4	0	0	0	0	0	4	0	0	0	0	0
POST COLLEGE	102	0	0	0	0	0	102	0	0	0	0	0
QUINEBAUG VALLEY CC	10	0	0	0	0	0	10	0	0	0	0	0
QUINNIPIAC COLLEGE	446	0	0	0	0	0	446	0	0	0	0	0
SACRED HEART UNIVERSITY	152	0	0	0	0	0	152	0	0	0	0	0
SOUTH CENTRAL CMTY COL	290	0	0	0	0	0	290	0	0	0	0	0
SOUTHERN CONN STATE COL	467	0	0	0	0	0	464	0	0	0	0	0
ST ALPHONSUS COLLEGE	10	0	0	0	0	0	10	0	0	0	0	0
ST JOSEPH COLLEGE	154	0	0	0	0	0	133	0	0	21	0	0
THAMES VALLEY ST TECH COL	12	0	0	0	0	0	12	0	0	0	0	0
TRINITY COLLEGE	269	0	0	0	0	0	221	0	0	48	0	0
TUNXIS COMMUNITY COLLEGE	60	0	0	0	0	0	60	0	0	0	0	0
UNIVERSITY OF BRIDGEPORT	655	0	0	0	0	0	635	0	0	20	0	0
UNIVERSITY OF CONNECTICUT	29,301	2,676	94	619	496	2	22,397	110	598	1,913	45	51
UNIVERSITY OF HARTFORD	1,683	0	0	0	0	30	1,561	0	0	92	0	0
UNIVERSITY OF NEW HAVEN	249	0	0	0	0	0	217	0	0	32	0	0
WATERBURY STATE TECH COL	9	0	0	0	0	0	9	0	0	0	0	0
WESLEYAN UNIVERSITY	2,375	0	0	0	13	0	1,936	0	0	426	0	0
WESTERN CONN STATE COL	185	0	0	0	24	0	161	0	0	0	0	0
YALE UNIVERSITY	75,950	105	35	2,643	5,068	40	60,308	0	200	7,501	0	50
<b>DELAWARE, TOTAL</b>	<b>12,970</b>	<b>2,418</b>	<b>1,166</b>	<b>963</b>	<b>1,233</b>	<b>65</b>	<b>4,118</b>	<b>251</b>	<b>231</b>	<b>2,525</b>	<b>0</b>	<b>0</b>
BRANDYWINE COLLEGE	198	0	0	0	0	0	198	0	0	0	0	0
DELAWARE STATE COLLEGE	893	545	0	0	0	0	348	0	0	0	0	0
DELAWARE TECH & CMTY COL	443	0	0	0	0	0	443	0	0	0	0	0
GOLDEY BEACH COLLEGE	64	0	0	0	0	0	64	0	0	0	0	0
UNIVERSITY OF DELAWARE	11,246	1,873	1,166	963	1,233	65	2,931	251	231	2,525	0	0
WESLEY COLLEGE	98	0	0	0	0	0	98	0	0	0	0	0
WILMINGTON COLLEGE	28	0	0	0	0	0	28	0	0	0	0	0
<b>DISTRICT OF COLUMBIA, TOTAL</b>	<b>228,024</b>	<b>1,651</b>	<b>22</b>	<b>4,427</b>	<b>1,621</b>	<b>389</b>	<b>213,863</b>	<b>129</b>	<b>2,429</b>	<b>2,832</b>	<b>0</b>	<b>561</b>
AMERICAN UNIVERSITY	2,489	3	0	166	294	0	1,666	5	0	350	0	95
CAMPUS-FREE COLLEGE	97	0	0	0	0	0	97	0	0	0	0	0
CATHOLIC UNIV OF AMERICA	3,595	2	0	919	69	0	1,946	0	144	391	0	134
GALLAUDET COLLEGE	45,257	0	0	0	0	0	45,719	0	0	38	0	0
GEORGE WASHINGTON UNIV	22,131	264	22	2,309	593	263	16,638	0	1,515	1,069	0	58
GEORGETOWN UNIVERSITY	19,440	164	0	997	677	0	16,775	0	0	428	0	9
HOWARD UNIVERSITY	130,047	0	0	36	78	126	128,289	0	659	529	0	302
MOUNT VERNON COLLEGE	34	0	0	0	0	0	34	0	0	0	0	0
SOUTHEASTERN UNIVERSITY	88	0	0	0	0	0	88	0	0	0	0	0
STRAYER COLLEGE	316	0	0	0	0	0	316	0	0	0	0	0
TRINITY COLLEGE	251	0	0	0	0	0	251	0	0	0	0	0
UNIVERSITY OF D C	3,386	1,200	0	0	0	0	1,861	124	111	37	0	63
WASHINGTON INTERN'L COLL	183	0	0	0	0	0	183	0	0	0	0	0
<b>FLORIDA, TOTAL</b>	<b>127,259</b>	<b>9,201</b>	<b>1,917</b>	<b>7,275</b>	<b>2,517</b>	<b>2,424</b>	<b>81,564</b>	<b>550</b>	<b>2,199</b>	<b>17,561</b>	<b>601</b>	<b>1,450</b>
BARRY COLLEGE	275	0	0	0	0	0	275	0	0	0	0	0
BETHUNE COOKMAN COLLEGE	1,397	0	0	0	0	0	1,286	0	0	111	0	0
BISCAYNE COLLEGE	1,499	0	0	0	0	0	479	0	0	20	0	0
SPYARD COMMUNITY COLLEGE	723	0	0	0	15	0	708	0	0	0	0	0
BROWARD COMMUNITY COLLEGE	257	0	0	0	0	0	287	0	0	0	0	0
CENTRAL FLORIDA CMTY COL	204	0	0	0	0	0	204	0	0	0	0	0
CHIPOLA JUNIOR COLLEGE	67	0	0	0	0	0	67	0	0	0	0	0
COLLEGE OF BOCA RATON	1	0	0	0	0	0	1	0	0	0	0	0
DAYTONA BEACH CMTY COL	545	0	0	0	0	0	545	0	0	0	0	0
ECKERD COLLEGE	258	0	0	0	0	0	221	0	0	37	0	0
EDISON COMMUNITY COLLEGE	106	0	0	0	0	0	106	0	0	0	0	0
EDWARD WATERS COLLEGE	1,567	0	0	0	0	0	1,323	0	0	244	0	0
EMBRY-RIDDLE AERO UNIV	1,202	0	0	0	0	0	587	0	15	0	600	0
FLAGLER COLLEGE	76	0	0	0	0	0	76	0	0	0	0	0
FLORIDA A & M UNIVERSITY	3,532	1,073	0	6	0	100	1,967	0	339	47	0	0
FLORIDA ATLANTIC UNIV	487	0	0	0	0	0	322	58	0	107	0	0
FLORIDA COLLEGE	26	0	0	0	0	0	26	0	0	0	0	0
FLORIDA INST OF TECH	1,048	0	0	10	0	0	721	0	2	315	0	0
FLORIDA INTERNATIONAL U	1,677	0	0	0	47	0	1,611	0	0	19	0	0

SEE FOOTNOTES AT END OF TABLE.

(DOLLARS IN THOUSANDS)

STATE & INSTITUTION	TOTAL	USDA	COM	DOD	DOE	EPA	HEW	INT	NASA	NSF	DOT	OTHER*
FLORIDA, CONT'D												
FLORIDA JR COL JACKSONVL	679	0	0	0	0	0	679	0	0	0	0	0
FLORIDA KEYS CMTY COLLEGE	20	0	0	0	0	0	20	0	0	0	0	0
FLORIDA MEMORIAL COLLEGE	1,615	0	0	0	0	0	1,615	0	0	0	0	0
FLORIDA SOUTHERN COLLEGE	112	0	0	0	0	0	112	0	0	0	0	0
FLORIDA STATE UNIVERSITY	14,490	0	1,514	1,163	1,006	363	6,372	17	201	3,231	0	623
FORT LAUDERDALE UNIV	126	0	0	0	0	0	126	0	0	0	0	0
GULF COAST CMTY COLLEGE	227	0	0	0	0	0	227	0	0	0	0	0
HILLSBOROUGH CMTY COLLEGE	419	0	0	0	0	0	412	0	0	0	0	0
INDIAN RIVER CMTY COLLEGE	113	0	0	0	0	0	113	0	0	7	0	0
JACKSONVILLE UNIVERSITY	1,392	0	0	0	0	0	356	0	0	36	0	0
JONES COLLEGE	185	0	0	0	0	0	185	0	0	0	0	0
LAKE CITY COMMUNITY COL	90	0	0	0	0	0	90	0	0	0	0	0
LAKE-SUMTER COMMUNITY COL	53	0	0	0	0	0	53	0	0	0	0	0
MANATEE JUNIOR COLLEGE	166	0	0	0	0	0	166	0	0	0	0	0
MIAMI CHRISTIAN COLLEGE	35	0	0	0	0	0	35	0	0	0	0	0
MIAMI-DADE CMTY COLLEGE	5,584	0	0	0	0	0	5,584	0	0	0	0	0
NORTH FLORIDA JR COLLEGE	7	0	0	0	0	0	7	0	0	0	0	0
NOVA UNIVERSITY	618	0	0	165	0	0	132	0	0	321	0	0
OKALOOSA-WALTON JR COL	64	0	0	0	0	0	64	0	0	0	0	0
PALM BEACH ATLANTIC COL	68	0	0	0	0	0	68	0	0	0	0	0
PALM BEACH JUNIOR COLLEGE	153	0	0	0	0	0	153	0	0	0	0	0
PASCO HERNANDO CC	62	0	0	0	0	0	62	0	0	0	0	0
PENSACOLA JUNIOR COLLEGE	273	0	0	0	0	0	273	0	0	0	0	0
POLK COMMUNITY COLLEGE	136	0	0	0	0	0	136	0	0	0	0	0
ROLLINS COLLEGE	115	0	0	0	0	0	115	0	0	0	0	0
SANTA FE COMMUNITY COL	643	0	0	0	0	0	643	0	0	0	0	0
SEMINOLE COMMUNITY COL	277	0	0	0	0	0	277	0	0	0	0	0
SESTPM COL-ASSEMB OF GOD	118	0	0	0	0	0	118	0	0	0	0	0
SOUTH FLORIDA JUNIOR COL	16	0	0	0	0	0	16	0	0	0	0	0
ST JOHN VIANNEY COL SEM	23	0	0	0	0	0	23	0	0	0	0	0
ST JOHN'S RIVER CMTY COL	304	0	0	0	0	0	304	0	0	0	0	0
ST LEON COLLEGE	129	0	0	0	0	0	129	0	0	0	0	0
ST PETERSBURG JUNIOR COL	474	0	0	0	0	0	474	0	0	0	0	0
STATE UNIV SYS OF FLA-OFF	518	0	0	0	0	0	200	0	108	0	0	212
STETSON UNIVERSITY	180	0	0	0	0	0	180	0	0	0	0	0
TALLAHASSEE COMMUNITY COL	48	0	0	0	0	0	48	0	0	0	0	0
TALMUDIC COL OF FLORIDA	52	0	0	0	0	0	52	0	0	0	0	0
TAMPA COLLEGE	97	0	0	0	0	0	97	0	0	0	0	0
UNIV OF CENTRAL FLORIDA	2,128	0	0	800	29	5	893	0	327	80	0	0
UNIV OF SOUTH FLORIDA	4,226	0	69	334	14	30	3,466	0	11	332	0	0
UNIV OF WEST FLORIDA	953	52	0	1074	0	164	569	15	10	36	0	0
UNIVERSITY OF FLORIDA	34,807	8,058	72	1,800	809	1,009	17,212	337	678	4,216	1	615
UNIVERSITY OF MIAMI	41,199	18	262	2,890	597	753	27,649	123	516	8,391	0	0
UNIVERSITY OF NORTH FLA	593	0	0	0	0	0	542	0	0	41	0	0
UNIVERSITY OF TAMPA	191	0	0	0	0	0	191	0	0	0	0	0
VALENCIA COMMUNITY COL	442	0	0	0	0	0	442	0	0	0	0	0
WARNER SOUTHERN COLLEGE	48	0	0	0	0	0	48	0	0	0	0	0
WEBBER COLLEGE	24	0	0	0	0	0	24	0	0	0	0	0
GEORGIA, TOTAL												
	185,854	14,087	223	14,959	5,134	1,225	58,971	532	1,916	7,616	481	690
ABRAHAM BALDWIN AGRIC COL	614	0	0	0	0	0	614	0	0	0	0	0
AGNES SCOTT COLLEGE	44	0	0	0	0	0	38	0	0	6	0	0
ALBANY JUNIOR COLLEGE	214	0	0	0	0	0	214	0	0	0	0	0
ALBANY STATE COLLEGE	2,007	0	0	0	0	0	2,007	0	0	24	0	0
ANDREW COLLEGE	28	0	0	0	0	0	28	0	0	0	0	0
ARMSTRONG STATE COLLEGE	505	0	0	0	0	0	505	0	0	0	0	0
ATLANTA CHRISTIAN COL	20	0	0	0	0	0	20	0	0	0	0	0
ATLANTA COLLEGE OF ART	27	0	0	0	0	0	27	0	0	0	0	0
ATLANTA SP COLLEGE	502	0	0	0	0	0	452	0	0	50	0	0
ATLANTA UNIVERSITY	2,126	10	0	0	309	54	1,426	39	1	271	0	17
ATLANTA UNIVERSITY CENTER	126	0	0	0	0	126	0	0	0	0	0	0
AUGUSTA COLLEGE	141	0	0	0	0	0	104	0	0	37	0	0
BAINBRIDGE JR COLLEGE	14	0	0	0	0	0	14	0	0	0	0	0
BERRY COLLEGE	79	0	0	0	0	0	79	0	0	0	0	0
BRENAU COLLEGE	123	0	0	0	0	0	123	0	0	0	0	0
BRENTON-PARKER COLLEGE	227	0	0	0	0	0	227	0	0	0	0	0
BRUNSWICK JUNIOR COLLEGE	60	0	0	0	0	0	60	0	0	0	0	0
CLARK COLLEGE	1,863	0	0	0	0	0	1,418	0	30	190	0	225
CLAYTON JUNIOR COLLEGE	39	0	0	0	0	0	39	0	0	0	0	0
COLUMBUS COLLEGE	665	0	0	0	0	0	649	0	0	16	0	0
COVENANT COLLEGE	81	0	0	0	0	0	81	0	0	0	0	0
DALTON JUNIOR COLLEGE	18	0	0	0	0	0	18	0	0	0	0	0
DEKALB COMMUNITY COLLEGE	228	0	0	0	0	0	228	0	0	0	0	0
EMANUEL COUNTY JUNIOR COL	8	0	0	0	0	0	8	0	0	0	0	0
EMMANUEL COLLEGE	88	0	0	0	0	0	88	0	0	0	0	0
EMORY UNIVERSITY	20,050	0	0	63	141	43	19,191	0	195	427	0	0
FLOYD JUNIOR COLLEGE	134	0	0	0	0	0	134	0	0	0	0	0
FORT VALLEY STATE COLLEGE	2,627	1,660	0	0	0	13	924	0	30	0	0	0
GAINESVILLE JUNIOR COL	26	0	0	0	0	0	25	0	0	1	0	0
GEORGIA COLLEGE	336	0	0	0	0	0	321	0	0	15	0	0
GEORGIA INSTITUTE OF TECH	25,354	0	169	14,628	2,021	409	2,713	337	1,163	1,055	460	399
GEORGIA MILITARY COLLEGE	23	0	0	0	0	0	23	0	0	0	0	0
GEORGIA SOUTHERN COLLEGE	546	0	0	0	0	0	514	0	0	32	0	0
GEORGIA SOUTHWESTERN COL	389	0	0	0	0	0	389	0	0	0	0	0
GEORGIA STATE UNIVERSITY	2,388	0	0	27	19	6	2,178	0	0	97	21	40
GORDON JUNIOR COLLEGE	174	0	0	0	0	0	174	0	0	0	0	0
INDEPENDENTIA THEOL CTR	35	0	0	0	0	0	35	0	0	0	0	0
KENNESAW COLLEGE	49	0	0	0	0	0	49	0	0	0	0	0
LA GRANGE COLLEGE	72	0	0	0	0	0	72	0	0	0	0	0
MACON JUNIOR COLLEGE	179	0	0	0	0	0	179	0	0	0	0	0
MEDICAL COL OF GEORGIA	8,819	0	0	0	0	0	8,679	0	0	140	0	0
MERCER UNIVERSITY	967	0	0	0	0	0	967	0	0	0	0	0
MIDDLE GEORGIA COLLEGE	172	0	0	0	0	0	172	0	0	0	0	0
MOREHOUSE COLLEGE	1,940	0	0	0	0	81	1,717	0	45	97	0	0
MORRIS, BROWN COLLEGE	902	0	0	0	0	0	902	0	0	0	0	0
NORTH GEORGIA COLLEGE	590	0	0	0	22	0	568	0	0	0	0	0

SEE FOOTNOTES AT END OF TABLE.

(DOLLARS IN THOUSANDS)

STATE & INSTITUTION	TOTAL	USDA	COM	DDO	DOE	EPA	HEW	INT	NASA	NSF	DOT	OTHER*
<b>GEORGIA, CONT'D</b>												
OGLETHORPE COLLEGE	61	0	0	0	0	0	61	0	0	0	0	0
PAINE COLLEGE	2,861	0	0	0	0	0	2,861	0	0	0	0	0
PIEDMONT COLLEGE	169	0	0	0	0	0	169	0	0	0	0	0
REINHARDT COLLEGE	35	0	0	0	0	0	35	0	0	0	0	0
SAVANNAH STATE COLLEGE	798	0	0	0	0	82	716	0	0	0	0	0
SHORTER COLLEGE	108	0	0	0	0	0	108	0	0	0	0	0
SOUTH GEORGIA COLLEGE	712	0	0	0	0	0	527	0	0	185	0	0
SPELMAN COLLEGE	410	0	0	0	0	0	410	0	0	0	0	0
THOMAS COUNTY CMTY COLL	128	0	0	0	0	0	128	0	0	0	0	0
TIFT COLLEGE	354	0	0	0	0	0	354	0	0	0	0	0
TOCCOA FALLS COLLEGE	86	0	0	0	0	0	86	0	0	0	0	0
TRUETT MCCONNELL COLLEGE	49	0	0	0	0	0	49	0	0	0	0	0
UNIVERSITY OF GEORGIA	23,532	12,417	54	241	2,622	411	4,234	176	453	2,915	0	9
VALOOSTA STATE COLLEGE	326	0	0	0	0	0	318	0	0	8	0	0
WAYCROSS JUNIOR COLLEGE	27	0	0	0	0	0	27	0	0	0	0	0
WESLEYAN COLLEGE	54	0	0	0	0	0	54	0	0	0	0	0
WEST GEORGIA COLLEGE	443	0	0	0	0	0	393	0	0	50	0	0
YOUNG HARRIS COLLEGE	48	0	0	0	0	0	48	0	0	0	0	0
<b>HAWAII, TOTAL</b>	<b>40,221</b>	<b>2,950</b>	<b>1,866</b>	<b>3,363</b>	<b>6,120</b>	<b>442</b>	<b>16,010</b>	<b>344</b>	<b>2,602</b>	<b>5,354</b>	<b>0</b>	<b>1,150</b>
CHAMINADE U OF HONOLULU	892	0	0	0	0	0	892	0	0	0	0	0
HAWAII CMTY COL	24	0	0	0	0	0	24	0	0	0	0	0
HAWAII LOA COLLEGE	170	0	0	0	0	0	170	0	0	0	0	0
HAWAII PACIFIC COLLEGE	549	0	0	0	0	0	549	0	0	0	0	0
U OF HAWAII-HONOLULU COM C	285	0	0	0	0	0	285	0	0	0	0	0
U OF HAWAII-KAUAI COMM COL	79	0	0	0	0	0	79	0	0	0	0	0
U OF HAWAII-LEEAARD COL	293	0	0	0	0	0	293	0	0	0	0	0
U OF HAWAII MAUI COMM COL	20	0	0	0	0	0	20	0	0	0	0	0
U OF HAWAII-WINDWARD CMTY C	21	0	0	0	0	0	0	0	0	21	0	0
JNIV HAWAII AT HIL	1,552	0	0	0	0	0	377	0	0	25	0	1,150
UNIV OF HAWAII KAPIOLANI CC	153	0	0	0	0	0	153	0	0	0	0	0
UNIV OF HAWAII SYS OFF	6,708	2,124	1,766	0	0	0	2,736	0	0	82	0	0
UNIV OF HAWAII-MANOA	29,475	826	100	3,383	6,120	442	10,432	344	2,602	5,226	0	0
<b>IDAHO, TOTAL</b>	<b>9,657</b>	<b>4,636</b>	<b>37</b>	<b>0</b>	<b>108</b>	<b>152</b>	<b>3,750</b>	<b>492</b>	<b>10</b>	<b>472</b>	<b>0</b>	<b>0</b>
BOISE STATE UNIVERSITY	430	0	0	0	0	0	430	0	0	0	0	0
COLLEGE OF IDAHO	48	0	0	0	0	0	48	0	0	0	0	0
COLLEGE OF SOUTHERN IDAHO	239	0	0	0	0	0	239	0	0	0	0	0
IDAHO STATE UNIVERSITY	1,561	0	0	0	80	6	1,210	7	0	258	0	0
LEWIS-CLARK STATE COLLEGE	71	0	0	0	0	0	71	0	0	0	0	0
NORTH IDAHO COLLEGE	134	0	0	0	0	0	134	0	0	0	0	0
NORTHWEST NAZARENE COL	269	0	0	0	0	0	265	0	0	4	0	0
UNIVERSITY OF IDAHO	6,305	4,636	37	0	29	146	1,353	485	10	210	0	0
<b>ILLINOIS, TOTAL</b>	<b>246,188</b>	<b>12,797</b>	<b>165</b>	<b>9,907</b>	<b>9,111</b>	<b>2,856</b>	<b>160,674</b>	<b>1,444</b>	<b>5,850</b>	<b>40,880</b>	<b>431</b>	<b>2,073</b>
AMER CONSERV OF MUSIC	23	0	0	0	0	0	23	0	0	0	0	0
AUGUSTANA COLLEGE	192	0	0	0	0	0	192	0	0	0	0	0
AUPOPA COLLEGE	212	0	0	0	0	0	212	0	0	0	0	0
BARAT COLLEGE	29	0	0	0	0	0	29	0	0	0	0	0
BELLEVILLE AREA COLLEGE	241	0	0	0	0	0	241	0	0	0	0	0
BLACK HAWK COLLEGE	329	0	0	0	0	0	329	0	0	0	0	0
BRADLEY UNIVERSITY	470	0	0	0	0	0	433	0	0	37	0	0
CARL SANDBURG COLLEGE	58	0	0	0	0	0	58	0	0	0	0	0
CENTRAL YMCA CMTY COLLEGE	685	0	0	0	0	0	685	0	0	0	0	0
CHICAGO COL OF DISTED MED	1,045	0	0	0	0	0	1,045	0	0	0	0	0
CHICAGO STATE UNIVERSITY	1,242	0	0	0	0	0	1,029	0	0	213	0	0
CITY COLLEGES OF CHICAGO	2,160	0	0	0	0	0	1,942	0	0	218	0	0
COLLEGE OF DU PAGE	137	0	0	0	0	0	137	0	0	0	0	0
COLLEGE OF LAKE COUNTY	426	0	0	0	0	0	426	0	0	0	0	0
COLLEGE OF ST FRANCIS	98	0	0	0	0	0	98	0	0	0	0	0
COLUMBIA COLLEGE	652	0	0	0	0	0	627	0	0	25	0	0
CONCORDIA TEACHERS COL	89	0	0	0	0	0	89	0	0	0	0	0
COYNE-AMERICAN INSTITUTE	21	0	0	0	0	0	21	0	0	0	0	0
DANVILLE AREA CMTY COL	27	0	0	0	0	0	27	0	0	0	0	0
DR PAUL UNIVERSITY	1,516	0	0	0	0	56	1,157	0	0	303	0	0
DEVRY INSTITUTE OF TECH	215	0	0	0	0	0	215	0	0	0	0	0
EASTERN ILLINOIS UNIV	328	0	0	0	0	0	328	0	0	0	0	0
ELGIN COMMUNITY COLLEGE	95	0	0	0	0	0	83	0	0	12	0	0
FLEMURST COLLEGE	282	0	0	0	0	0	262	0	0	20	0	0
EUREKA COLLEGE	166	0	0	0	0	0	166	0	0	0	0	0
FELICIAN COLLEGE	4	0	0	0	0	0	4	0	0	0	0	0
GARRITT-EVANGEL THED SEM	2	0	0	0	0	0	2	0	0	0	0	0
GEM CITY COLLEGE	14	0	0	0	0	0	14	0	0	0	0	0
GEORGE WILLIAMS COLLEGE	131	0	0	0	0	0	117	0	0	14	0	0
GOVERNORS STATE UNIV	1,205	0	0	0	0	0	909	0	0	296	0	0
GREENVILLE COLLEGE	219	0	0	0	0	0	219	0	0	0	0	0
HIGHLAND COMMUNITY COL	42	0	0	0	0	0	42	0	0	0	0	0
ILL COL OF PODIATRIC MED	452	0	0	0	0	0	452	0	0	0	0	0
ILL' E CC LINCOLN TRAIL C	113	0	0	0	0	0	113	0	0	0	0	0
ILL' E CC OLNEY CNTRL COL	145	0	0	0	0	0	145	0	0	0	0	0
ILL' E CMTY COL WABASH VLY	24	0	0	0	0	0	24	0	0	0	0	0
ILL' ESTPN CC SYS OFFICE	141	0	0	0	0	0	141	0	0	0	0	0
ILLINOIS BENEDICTINE COL	67	0	0	0	0	0	50	0	0	17	0	0
ILLINOIS CENTRAL COLLEGE	219	0	0	0	50	0	150	0	0	19	0	0
ILLINOIS COL OF OPTOMETRY	231	0	0	0	0	0	231	0	0	0	0	0
ILLINOIS COLLEGE	86	0	0	0	0	0	86	0	0	0	0	0
ILLINOIS INST OF TECH	3,860	0	0	705	282	204	1,349	0	117	1,203	0	0
ILLINOIS STATE UNIVERSITY	1,749	2	0	0	20	0	1,595	0	0	132	0	0
ILLINOIS VALLEY CMTY COL	34	0	0	0	0	0	34	0	0	0	0	0
ILLINOIS WESLEYAN UNIV	246	0	0	0	0	0	246	0	0	0	0	0
JOHN A LOGAN COLLEGE	449	0	0	0	0	0	449	0	0	0	0	0
JOHN WOOD COMMUNITY COLL	110	0	0	0	0	0	110	0	0	0	0	0
JOLIET JR COLLEGE	62	0	0	0	0	0	62	0	0	0	0	0
JUDSON COLLEGE	63	0	0	0	0	0	63	0	0	0	0	0

SEE FOOTNOTES AT END OF TABLE.



(DOLLARS IN THOUSANDS)

STATE & INSTITUTION	TOTAL	USDA	COM	DOE	DOE	EPA	HEW	INT	NSA	NSF	DOT	OTHER
ILLINOIS, CONT'D												
KANKAKEE COMMUNITY COL	50	0	0	0	0	0	50	0	0	0	0	0
KASKASKIA COLLEGE	59	0	0	0	0	0	59	0	0	0	0	0
KENDALL COLLEGE	59	0	0	0	0	0	59	0	0	0	0	0
KISHWAUKEE COLLEGE	61	0	0	0	0	0	61	0	0	0	0	0
KNOX COLLEGE	165	0	0	0	0	0	138	0	0	27	0	0
LAKE FOREST COLLEGE	135	0	0	0	0	0	75	0	0	60	0	0
LAKE LAND COLLEGE	80	0	0	0	0	0	80	0	0	0	0	0
LEWIS AND CLARK CMTY COL	99	0	0	0	0	0	99	0	0	0	0	0
LEWIS UNIVERSITY	876	0	0	0	0	0	868	0	0	8	0	0
LINCOLN CHRISTIAN COL	46	0	0	0	0	0	46	0	0	0	0	0
LINCOLN COLLEGE	147	0	0	0	0	0	147	0	0	0	0	0
LINCOLN LAND CMTY COLLEGE	158	0	0	0	0	0	158	0	0	0	0	0
LOYOLA UNIV - CHICAGO	5,374	150	0	19	46	0	4,977	0	0	182	0	0
MACCORMAC COLLEGE	37	0	0	0	0	0	37	0	0	0	0	0
MACMURRAY COLLEGE	189	0	0	0	0	0	189	0	0	0	0	0
MALLINCKRODT COLLEGE	4	0	0	0	0	0	4	0	0	0	0	0
MCHENRY COUNTY COLLEGE	34	0	0	0	0	0	34	0	0	0	0	0
MCKENOREE COLLEGE	160	0	0	0	0	0	160	0	0	0	0	0
MILLIKIN UNIVERSITY	169	0	0	0	0	0	140	0	0	29	0	0
MONMOUTH COLLEGE	159	0	0	0	0	0	148	0	0	11	0	0
MORAIN VALLEY CMTY COL	67	0	0	0	0	0	67	0	0	0	0	0
MORTON COLLEGE	52	0	0	0	0	0	52	0	0	0	0	0
MUNDELEIN COLLEGE	322	0	0	0	0	0	322	0	0	0	0	0
NAT COL OF CHIROPRACTIC	19	0	0	0	0	0	19	0	0	0	0	0
NATIONAL COLLEGE OF EDUC	170	0	0	0	0	0	170	0	0	0	0	0
NILES COLLEGE	8	0	0	0	0	0	8	0	0	0	0	0
NORTH CENTRAL COLLEGE	61	0	0	0	0	0	61	0	0	0	0	0
NORTH PARK COL THEOL SEM	136	0	0	0	0	0	136	0	0	0	0	0
NORTHEASTERN ILL UNIV	1,131	0	0	0	0	0	1,120	0	0	11	0	0
NORTHERN ILLINOIS UNIV	3,781	0	0	36	0	0	2,897	10	0	838	0	0
NORTHWESTERN UNIVERSITY	38,521	31	0	2,662	1,241	0	25,643	65	74	7,635	155	1,615
OKTAW COMMUNITY COLLEGE	26	0	0	0	0	0	26	0	0	0	0	0
OLIVET NAZARENE COLLEGE	597	0	0	0	0	0	597	0	0	0	0	0
PARKLAND COLLEGE	79	0	0	0	0	0	79	0	0	0	0	0
PRAIRIE STATE COLLEGE	299	0	0	0	0	0	299	0	0	0	0	0
QUINCY COLLEGE	158	0	0	0	0	0	158	0	0	0	0	0
RENO LAKE COLLEGE	109	0	0	0	0	0	109	0	0	0	0	0
RICHLAND CMTY COL	24	0	0	0	0	0	24	0	0	0	0	0
ROBERT MORRIS COL (ILL)	198	0	0	0	0	0	198	0	0	0	0	0
ROCK VALLEY COLLEGE	62	0	0	0	0	0	62	0	0	0	0	0
ROOSEVELT UNIVERSITY	1,301	0	0	0	0	0	1,301	0	0	0	0	0
ROSARY COLLEGE	104	0	0	0	0	0	104	0	0	0	0	0
RUSH UNIVERSITY	5,987	0	0	0	0	0	5,987	0	0	0	0	0
S ILLINOIS U EDWARDSVILLE	2,618	0	0	55	15	3	2,536	0	0	9	0	0
SANGAMON STATE UNIVERSITY	233	0	0	21	0	0	165	0	0	10	37	0
SAUK VALLEY COLLEGE	32	0	0	0	0	0	32	0	0	0	0	0
SCHOOLS OF THE ART INST	251	0	0	0	0	0	251	0	0	0	0	0
SHAWNEE COLLEGE	24	0	0	0	0	0	24	0	0	0	0	0
SHIMER COLLEGE	258	0	0	0	0	0	258	0	0	0	0	0
SOUTHEASTERN ILLINOIS COL	60	0	0	0	0	0	60	0	0	0	0	0
SOUTHERN ILL U-CARBONDALE	5,747	175	0	0	0	0	5,052	383	0	137	0	0
SOUTHERN ILL UNIV SYS OFF	89	1	0	0	0	0	34	54	0	0	0	0
SPERTUS COLL OF JUDAICA	171	0	0	0	0	0	171	0	0	0	0	0
SPOON RIVER COLLEGE	155	0	0	0	0	0	155	0	0	0	0	0
SPRINGFIELD COL IN ILL	25	0	0	0	0	0	25	0	0	0	0	0
ST XAVIER COLLEGE	303	0	0	0	0	0	286	0	0	17	0	0
STATE COMMUNITY COLLEGE	264	0	0	0	0	0	264	0	0	0	0	0
THORNTON COMMUNITY COL	41	0	0	0	0	0	41	0	0	0	0	0
TRINITY CHRISTIAN COL	49	0	0	0	0	0	49	0	0	0	0	0
TRINITY COLLEGE	89	0	0	0	0	0	89	0	0	0	0	0
TRINITY EVANGEL DIV SCHL	4	0	0	0	0	0	4	0	0	0	0	0
TRITON COLLEGE	441	0	0	0	0	0	403	0	0	38	0	0
U HLTH SCI/CHCGO MED SCH	2,261	0	0	0	0	0	2,261	0	0	0	0	0
UNIV OF ILL CHICAGO CIR	7,868	9	165	1,120	86	108	4,090	0	11	2,279	0	0
UNIV OF ILL MED CTR CHGO	22,928	0	0	0	0	194	22,447	0	0	28	0	0
UNIV OF ILL URBANA	58,057	12,188	0	5,231	4,040	2,098	15,925	932	1,186	16,249	0	227
UNIV OF ILLINOIS SYS OFF	1,469	99	0	0	0	177	823	0	0	0	239	131
UNIVERSITY OF CHICAGO	60,046	60	0	679	3,299	0	40,735	0	4,462	10,726	0	85
WAUSONSEE COMMUNITY COL	134	0	0	0	0	0	134	0	0	0	0	0
WESTERN ILLINOIS UNIV	907	82	0	0	11	26	746	0	0	27	0	15
WHEATON COLLEGE	108	0	0	0	0	0	108	0	0	0	0	0
WILLIAM PAINEY HARPER COL	77	0	0	0	0	0	77	0	0	0	0	0
INDIANA, TOTAL	95,766	10,540	45	3,630	7,575	572	51,024	261	3,401	17,778	844	696
ANCILLA DOMINI COLLEGE	6	0	0	0	0	0	6	0	0	0	0	0
ANDERSON COLLEGE	393	0	0	0	0	0	384	0	0	9	0	0
BALL STATE UNIVERSITY	1,480	0	0	0	20	35	1,328	0	0	97	0	0
BETHEL COLLEGE	59	0	0	0	0	0	59	0	0	0	0	0
BUTLER UNIVERSITY	301	0	0	0	0	0	194	0	0	0	0	0
DE PAUH UNIVERSITY	252	0	0	0	0	120	132	0	0	0	0	0
EARLHAM COLLEGE	233	0	0	0	0	0	198	0	0	35	0	0
FORT WAYNE BIBLE COL	79	0	0	0	0	0	79	0	0	0	0	0
FRANKLIN COL OF INDIANA	66	0	0	0	0	0	66	0	0	0	0	0
GOSHEN COLLEGE	372	0	0	0	0	0	372	0	0	0	0	0
GRACE COLLEGE	93	0	0	0	0	0	93	0	0	0	0	0
HANOVER COLLEGE	79	0	0	0	0	0	79	0	0	0	0	0
HOLY CROSS JUNIOR COLLEGE	8	0	0	0	0	0	8	0	0	0	0	0
HUNTINGTON COLLEGE	70	0	0	0	0	0	70	0	0	0	0	0
IND U-PURDUE U FORT WAYNE	209	0	0	0	0	0	174	0	0	35	0	0
IND VOC TECH COLLEGE	262	0	0	0	0	0	262	0	0	0	0	0
INDIANA CENTRAL UNIV	161	0	0	0	0	0	161	0	0	0	0	0
INDIANA INSTITUTE OF TECH	4	0	0	0	0	0	4	0	0	0	0	0
INDIANA STATE UNIVERSITY	1,568	0	0	0	0	0	1,364	0	0	104	100	0
INDIANA U CENTRAL SYS OFF	179	6	0	0	0	0	0	0	0	88	95	0
INDIANA U-PURDUE U INDIPLS	15,275	55	0	25	14	49	14,688	0	79	365	0	0
INDIANA UNIV KOKOMO	13	0	0	0	0	0	13	0	0	0	0	0

SEE FOOTNOTES AT END OF TABLE.





(DOLLARS IN THOUSANDS)

STATE & INSTITUTION	TOTAL	USDA	COM	DOO	DOE	EPA	HEW	INT	HASA	NSF	DOT	OTHER*
INDIANA, CONT'D												
INDIANA UNIV NORTHWEST	298	0	0	0	0	0	283	15	0	0	0	0
INDIANA UNIV SOUTH BEND	169	0	0	0	0	0	169	0	0	0	0	0
INDIANA UNIV SOUTHEAST	219	0	0	0	0	0	219	0	0	0	0	0
INDIANA UNIV-BLOOMINGTON	21,299	149	0	325	945	0	12,208	40	151	7,451	30	30
INDIANA UNIVERSITY-EAST	79	0	0	0	0	0	79	0	0	0	0	0
MANCHESTER COLLEGE	133	0	0	0	0	0	133	0	0	0	0	0
MARION COLLEGE	547	0	0	0	0	0	547	0	0	0	0	0
OAKLAND CITY COLLEGE	336	0	0	0	0	0	336	0	0	0	0	0
PURDUE UNIVERSITY	41,176	10,326	45	2,227	4,075	79	12,369	206	3,085	7,532	659	573
ROSE-HULMAN INST OF TECH	152	0	0	0	0	0	120	0	0	32	0	0
ST FRANCIS COLLEGE	236	0	0	0	0	0	236	0	0	0	0	0
ST JOSEPH'S COLLEGE	328	0	0	0	0	0	324	0	0	0	0	0
ST MARY-OF-THE-WOODS COL	19	0	0	0	0	0	17	0	0	2	0	0
ST MARY'S COLLEGE	96	0	0	0	0	0	76	0	0	20	0	0
ST MEINRAD COLLEGE	29	0	0	0	0	0	22	0	0	7	0	0
ST MEINRAD SCH - THEOLOGY	8	0	0	0	0	0	8	0	0	0	0	0
TAYLOR UNIVERSITY	129	0	0	0	0	0	129	0	0	0	0	0
TRI-STATE UNIVERSITY	73	0	0	0	0	0	73	0	0	0	0	0
UNIVERSITY OF EVANSVILLE	354	0	0	0	0	0	354	0	0	0	0	0
UNIVERSITY OF NOTRE DAME	7,960	0	0	453	2,521	190	2,624	0	86	1,993	0	93
VALPARAISO UNIVERSITY	216	0	0	0	0	0	216	0	0	0	0	0
VINCENNES UNIVERSITY	706	0	0	0	0	0	706	0	0	0	0	0
WABASH COLLEGE	42	0	0	0	0	0	42	0	0	0	0	0
<b>IOWA, TOTAL</b>	<b>76,795</b>	<b>12,785</b>	<b>50</b>	<b>1,392</b>	<b>490</b>	<b>1,745</b>	<b>51,177</b>	<b>371</b>	<b>3,133</b>	<b>5,066</b>	<b>166</b>	<b>420</b>
AMER INST OF BUSINESS	85	0	0	0	0	0	85	0	0	0	0	0
BRIAR CLIFF COLLEGE	511	0	0	0	0	0	511	0	0	0	0	0
BUENA VISTA COLLEGE	313	0	0	0	0	0	313	0	0	0	0	0
CENTRAL UNIV OF IOWA	505	0	0	0	0	0	505	0	0	0	0	0
CLARKE COLLEGE	55	0	0	0	0	0	55	0	0	0	0	0
COE COLLEGE	314	0	0	0	0	0	310	0	0	4	0	0
COL OF OSTEO MED & SURG	1,659	0	0	0	0	0	1,659	0	0	0	0	0
CORNELL COLLEGE	164	0	0	0	0	0	164	0	0	0	0	0
DES MOINES AREA CMTY COL	331	0	0	0	0	0	331	0	0	0	0	0
DIVINE WORD COLLEGE	30	0	0	0	0	0	30	0	0	0	0	0
ODROT COLLEGE	146	0	0	0	0	0	146	0	0	0	0	0
ORAKE UNIVERSITY	1,172	0	0	0	0	0	1,155	0	0	17	0	0
EASTERN IOWA CMTY COLLEGE	77	0	0	0	0	0	77	0	0	0	0	0
ELLSWORTH COMMUNITY COL	146	0	0	0	0	0	146	0	0	0	0	0
GRACELAND COLLEGE	409	0	0	0	0	0	409	0	0	0	0	0
GRAND VIEW COLLEGE	124	0	0	0	0	0	124	0	0	0	0	0
GRINWELL COLLEGE	265	0	0	0	0	0	92	0	0	173	0	0
HAMKEYE INSTITUTE OF TECH	44	0	0	0	0	0	44	0	0	0	0	0
INDIAN HILLS CMTY COLLEGE	236	0	0	0	0	0	236	0	0	0	0	0
IOWA CENTRAL CMTY COLLEGE	139	0	0	0	0	0	139	0	0	0	0	0
IOWA LAKES COMMUNITY COL	387	0	0	0	0	0	387	0	0	0	0	0
IOWA ST U OF SCI & TECH	20,573	12,630	0	216	384	826	3,377	358	315	1,899	166	402
IOWA WESLEYAN COLLEGE	111	0	0	0	0	0	111	0	0	0	0	0
IOWA WESTERN CMTY COLLEGE	42	0	0	0	0	0	42	0	0	0	0	0
KIRKWOOD COMMUNITY COL	838	0	0	0	0	19	819	0	0	0	0	0
LORAS COLLEGE	376	0	0	0	0	0	132	0	0	244	0	0
LUTHER COLLEGE	777	0	0	0	0	0	610	13	0	154	0	0
MAHAPISHI INTL UNIVERSITY	149	0	0	0	0	0	149	0	0	0	0	0
MARSHALLTOWN CMTY COLLEGE	42	0	0	0	0	0	42	0	0	0	0	0
MARYCREST COLLEGE	242	0	0	0	0	0	242	0	0	0	0	0
MORNINGSIDE COLLEGE	266	0	0	0	0	0	266	0	0	0	0	0
MOUNT MERCY COLLEGE	140	0	0	0	0	0	140	0	0	0	0	0
MOUNT ST CLARE COLLEGE	17	0	0	0	0	0	17	0	0	0	0	0
N IOWA AREA CMTY COLLEGE	134	0	0	0	0	0	134	0	0	0	0	0
NE IOWA VO TECH SCHOOL	80	0	0	0	0	0	80	0	0	0	0	0
NORTHWESTERN COLLEGE	313	0	0	0	0	0	313	0	0	0	0	0
OPEN BIBLE COLLEGE	9	0	0	0	0	0	9	0	0	0	0	0
OTTUMWA HEIGHTS COLLEGE	47	0	0	0	0	0	47	0	0	0	0	0
PALMER JUNIOR COLLEGE	38	0	0	0	0	0	38	0	0	0	0	0
SIMPSON COLLEGE	146	0	0	0	0	0	146	0	0	0	0	0
SIOUX EMPIRE COLLEGE	84	0	0	0	0	0	84	0	0	0	0	0
SOUTHEASTERN CMTY COL (IA)	64	0	0	0	0	0	64	0	0	0	0	0
SOUTHWESTERN CMTY COLLEGE	46	0	0	0	0	0	46	0	0	0	0	0
ST AMBROSE COLLEGE	81	0	0	0	0	0	81	0	0	0	0	0
UNIV OF NORTHERN IOWA	1,088	0	0	0	7	0	1,042	0	0	39	0	0
UNIVERSITY OF DUBUQUE	114	0	0	0	0	0	114	0	0	0	0	0
UNIVERSITY OF IOWA	43,010	155	50	1,176	99	900	35,279	0	2,818	2,515	0	18
UPPER IOWA UNIVERSITY	71	0	0	0	0	0	71	0	0	0	0	0
VENNARD COLLEGE	19	0	0	0	0	0	19	0	0	0	0	0
WALDORF COLLEGE	81	0	0	0	0	0	81	0	0	0	0	0
WARTBURG COLLEGE	233	0	0	0	0	0	212	0	0	21	0	0
WESTERN IOWA TECH	56	0	0	0	0	0	56	0	0	0	0	0
WESTHAR COLLEGE	266	0	0	0	0	0	266	0	0	0	0	0
WILLIAM PENN COLLEGE	130	0	0	0	0	0	130	0	0	0	0	0
<b>KANSAS, TOTAL</b>	<b>54,776</b>	<b>6,522</b>	<b>0</b>	<b>962</b>	<b>742</b>	<b>149</b>	<b>38,524</b>	<b>181</b>	<b>1,275</b>	<b>2,718</b>	<b>215</b>	<b>3,491</b>
ALLEN CO CMTY JUNIOR COL	35	0	0	0	0	0	35	0	0	0	0	0
BAKER UNIVERSITY	337	0	0	0	0	0	337	0	0	0	0	0
BARTON COUNTY CMTY COL	47	0	0	0	0	0	47	0	0	0	0	0
BENEDICTINE COLLEGE	648	0	0	0	0	0	648	0	0	0	0	0
BETHANY COLLEGE	267	0	0	0	0	0	267	0	0	0	0	0
BETHEL COLLEGE	229	0	0	0	0	0	229	0	0	0	0	0
BUTLER COUNTY CMTY JR COL	37	0	0	0	0	0	37	0	0	0	0	0
CENTRAL COLLEGE	55	0	0	0	0	0	55	0	0	0	0	0
CLOUD COUNTY CMTY JR COL	87	0	0	0	0	0	87	0	0	0	0	0
COFFEYVILLE CMTY JR COL	28	0	0	0	0	0	28	0	0	0	0	0
COLBY COMMUNITY COLLEGE	106	0	0	0	0	0	106	0	0	0	0	0
COWLEY CO CMTY JUNIOR COL	41	0	0	0	0	0	41	0	0	0	0	0
DODGE CITY CMTY JR COL	128	0	0	0	0	0	128	0	0	0	0	0
DONNELLY COLLEGE	406	0	0	0	0	0	323	0	0	83	0	0

SEE FOOTNOTES AT END OF TABLE.

(DOLLARS IN THOUSANDS)

STATE & INSTITUTION	TOTAL	USDA	COM	DOD	DOE	EPA	HEW	INT	NASA	NSF	DOT	OTHER
KANSAS, CONT'D												
EMPORIA STATE UNIVERSITY	520		0	0	0	0	497	0	0	15	0	0
FORT MAYS KANS STATE COL	372	0	0	0	0	0	372	0	0	0	0	0
FORT SCOTT CMTY JR COL	64	0	0	0	0	0	64	0	0	0	0	0
FRIENDS BIBLE COLLEGE	23	0	0	0	0	0	23	0	0	0	0	0
FRIENDS UNIVERSITY	152	0	0	0	0	0	152	0	0	0	0	0
GARDEN CITY CMTY JR COL	7	0	0	0	0	0	7	0	0	0	0	0
HESSTON COLLEGE	119	0	0	0	0	0	119	0	0	0	0	0
HIGHLAND CMTY JUNIOR COL	54	0	0	0	0	0	54	0	0	0	0	0
HUTCHINSON CMTY JR COL	237	0	0	0	0	0	237	0	0	0	0	0
INDEPENDENCE CMTY JR COL	15	0	0	0	0	0	15	0	0	0	0	0
JOHNSON COUNTY CMTY COL	159	0	0	0	0	0	159	0	0	0	0	0
KANS CTY KANS CMTY JR COL	68	0	0	0	0	0	68	0	0	0	0	0
KANS ST U - AG & APP SCI	16,456	6,430	0	324	605	30	4,108	168	125	1,188	215	3,263
KANSAS NEWMAN COLLEGE	437	0	0	0	0	0	437	0	0	0	0	0
KANSAS TECHNICAL INST	90	0	0	0	0	0	90	0	0	0	0	0
KANSAS WESLEYAN	57	0	0	0	0	0	57	0	0	0	0	0
LABETTE CMTY JUNIOR COL	27	0	0	0	0	0	27	0	0	0	0	0
MANHATTAN CHRISTIAN COL	29	0	0	0	0	0	29	0	0	0	0	0
MARYMOUNT COL OF KANSAS	509	0	0	0	0	0	509	0	0	0	0	0
MCPHERSON COLLEGE	476	0	0	0	0	0	476	0	0	0	0	0
MID-AMERICA NAZARENE COL	316	0	0	0	0	0	316	0	0	0	0	0
NEOSHO COUNTY CMTY JR COL	8	0	0	0	0	0	8	0	0	0	0	0
OTTAWA UNIVERSITY	319	0	0	0	0	0	319	0	0	0	0	0
PITTSBURG STATE UNIV	304	0	0	0	0	0	292	0	0	12	0	0
PRATT CMTY JUNIOR COLLEGE	73	0	0	0	0	0	53	0	0	20	0	0
SEWARD COUNTY CMTY JR COL	53	0	0	0	0	0	53	0	0	0	0	0
SOUTHWESTERN COLLEGE	560	0	0	0	0	0	560	0	0	0	0	0
ST JOHN'S COLLEGE	27	0	0	0	0	0	27	0	0	0	0	0
ST MARY COLLEGE	525	0	0	0	0	0	525	0	0	0	0	0
ST MARY OF THE PLAINS COL	217	0	0	0	0	0	217	0	0	0	0	0
STERLING COLLEGE	254	0	0	0	0	0	254	0	0	0	0	0
TABOR COLLEGE	181	0	0	0	0	0	181	0	0	0	0	0
UNIVERSITY OF KANSAS	27,694	84	0	638	137	119	24,176	13	1,035	1,264	0	228
WASHBURN UNIV OF TOPEKA	237	0	0	0	0	0	237	0	0	0	0	0
WICHITA STATE UNIVERSITY	1,686	0	0	0	0	0	1,435	0	115	136	0	0
KENTUCKY, TOTAL												
	50,580	12,955	269	603	407	289	32,790	607	621	1,320	0	219
ALICE LLOYD COLLEGE	375	0	0	0	0	0	375	0	0	0	0	0
ASBURY COLLEGE	174	0	0	0	0	0	174	0	0	0	0	0
ASBURY THEOL SEMINARY	6	0	0	0	0	0	6	0	0	0	0	0
BELLARMINE COLLEGE	102	0	0	0	0	0	102	0	0	0	0	0
BEREA COLLEGE	533	0	0	0	0	0	520	0	0	13	0	0
BRESCIA COLLEGE	260	0	0	0	0	0	260	0	0	0	0	0
CAMPBELLSVILLE COLLEGE	155	0	0	0	0	0	155	0	0	0	0	0
CENTRE COL OF KENTUCKY	70	0	0	0	0	0	61	0	0	9	0	0
CUMBERLAND COLLEGE	376	0	0	0	0	0	376	0	0	0	0	0
EASTERN KENTUCKY UNIV	2,726	0	0	0	0	0	2,726	0	0	0	0	0
GEORGETOWN COLLEGE	130	0	0	0	0	0	122	0	0	8	0	0
KENTUCKY CHRISTIAN COL	131	0	0	0	0	0	131	0	0	0	0	0
KENTUCKY STATE UNIVERSITY	3,178	1,835	0	0	0	0	1,102	0	41	0	0	200
KENTUCKY WESLEYAN COLLEGE	200	0	0	0	0	0	197	0	0	3	0	0
LEES JUNIOR COLLEGE	295	0	0	0	0	0	295	0	0	0	0	0
LINDSEY WILSON COLLEGE	45	0	0	0	0	0	45	0	0	0	0	0
LOUISVILLE PRES THEOL SEM	6	0	0	0	0	0	6	0	0	0	0	0
MIDWAY COLLEGE	12	0	0	0	0	0	12	0	0	0	0	0
MOREHEAD STATE UNIVERSITY	1,425	0	0	0	0	0	1,349	41	0	35	0	0
MURRAY STATE UNIVERSITY	1,612	0	0	0	17	0	1,533	0	0	62	0	0
NORTHERN KENTUCKY UNIV	712	0	0	0	0	0	712	0	0	0	0	0
PIKEVILLE COLLEGE	469	0	0	0	0	0	469	0	0	0	0	0
SEMINARY OF ST PIUS X	18	0	0	0	0	0	18	0	0	0	0	0
SOUTHEASTN CHRISTIAN COL	4	0	0	0	0	0	4	0	0	0	0	0
SPALDING COLLEGE	90	0	0	0	0	0	90	0	0	0	0	0
ST CATHERINE COLLEGE	50	0	0	0	0	0	36	0	0	14	0	0
SUE BENNETT COLLEGE	35	0	0	0	0	0	35	0	0	0	0	0
THOMAS MORE COLLEGE	197	0	0	0	0	0	189	0	0	8	0	0
TRANSYLVANIA UNIVERSITY	100	0	0	0	0	0	100	0	0	0	0	0
UNION COLLEGE	481	0	0	0	0	0	481	0	0	0	0	0
UNIVERSITY OF KENTUCKY	28,044	11,120	147	388	390	201	13,555	543	375	1,306	0	19
UNIVERSITY OF LOUISVILLE	7,172	0	122	215	0	88	6,296	23	181	247	0	0
WATKERSON COLLEGE	152	0	0	0	0	0	152	0	0	0	0	0
WESTERN KENTUCKY UNIV	1,245	0	0	0	0	0	1,106	0	24	115	0	0
LOUISIANA, TOTAL												
	60,705	9,313	1,420	1,214	949	697	41,655	242	189	2,981	70	1,975
BOSSIER PARISH CMTY COLL	10	0	0	0	0	0	10	0	0	0	0	0
CENTENARY COLLEGE OF L A	115	0	0	0	0	0	115	0	0	0	0	0
DELGADO COLLEGE	951	0	0	0	0	0	951	0	0	0	0	0
OILLARD UNIVERSITY	1,069	0	0	0	0	0	1,069	0	0	0	0	0
GRAMBLING STATE UNIV	1,392	0	0	0	0	0	1,340	0	0	52	0	0
LA ST UNIV SYSTEM OFFICE	203	2	100	0	0	0	0	0	0	101	0	0
LOUISIANA COLLEGE	155	0	0	0	0	0	155	0	0	0	0	0
LOUISIANA STATE UNIV	25,440	7,745	1,173	972	892	301	13,008	128	40	1,161	0	15
LOUISIANA TECH UNIVERSITY	880	126	0	0	0	0	632	54	0	68	0	0
LOYOLA UNIV - NEW ORLEANS	470	0	0	0	0	0	399	0	0	50	0	21
MCMEESE STATE UNIVERSITY	149	0	0	0	0	0	141	0	0	8	0	0
NICHOLLS STATE UNIVERSITY	463	0	0	0	0	0	463	0	0	0	0	0
NORTHEAST LOUISIANA UNIV	850	0	0	0	13	0	755	0	24	58	0	0
NORTHWESTERN ST UNIV LA	754	0	0	0	0	0	741	0	0	13	0	0
OUR LADY HOLY CROSS COL	114	0	0	0	40	0	114	0	0	0	0	0
SAINTE BERNARD PARISH CC	8	0	0	0	0	0	8	0	0	0	0	0
SOUTHEASTERN LA UNIV	568	0	0	0	0	0	469	0	0	99	0	0
SOUTHERN U & A&M COLLEGE	7,512	1,229	0	30	13	0	4,994	0	25	316	70	835
ST JOSEPH SEMINARY	40	0	0	0	0	0	40	0	0	0	0	0
ST MARY'S DOMINICAN COL	483	0	0	0	0	0	467	0	0	16	0	0
TULANE UNIVERSITY	14,077	211	0	85	0	211	11,687	0	45	734	0	1,104
UNIV OF SOUTHWESTERN LA	1,766	0	0	16	0	0	1,693	0	0	57	0	0

SEE FOOTNOTES AT END OF TABLE.

(DOLLARS IN THOUSANDS)

STATE & INSTITUTION	TOTAL	USDA	COM	ODD	DOE	EPA	HEW	INT	NASA	NSF	DOT	OTHER*
LOUISIANA, CONT'D												
UNIVERSITY OF NEW ORLEANS	1,479	0	147	106	44	172	769	60	29	152	0	0
XAVIER UNIVERSITY OF LA	1,757	0	0	0	0	0	1,635	0	26	96	0	0
MAINE, TOTAL												
BANGOR THEOL SEMINARY	29	0	0	0	0	0	29	0	0	0	0	0
BATES COLLEGE	86	0	0	0	0	0	81	0	0	5	0	0
BROOKLIN COLLEGE	546	0	0	0	0	0	458	0	0	88	0	0
COLBY COLLEGE	158	0	0	0	0	0	115	0	0	43	0	0
COLLEGE OF THE ATLANTIC	44	3	0	0	0	0	33	0	0	9	0	0
GLEN COVE BIBLE COLLEGE	6	0	0	0	0	0	6	0	0	0	0	0
HUSSON COLLEGE	528	0	0	0	0	0	528	0	0	0	0	0
MAINE MARITIME ACADEMY	91	0	0	0	0	0	91	0	0	0	0	0
MASSON COLLEGE	288	0	0	0	0	62	226	0	0	0	0	0
NORTHRN ME VOC TECH INST	55	0	0	0	0	0	55	0	0	0	0	0
PORTLAND SCHOOL OF ART	59	0	0	0	0	0	59	0	0	0	0	0
SOUTHERN ME VOC TECH INST	30	0	0	0	0	0	30	0	0	0	0	0
ST JOSEPH'S COLLEGE	80	0	0	0	0	0	80	0	0	0	0	0
THOMAS COLLEGE	117	0	0	0	0	0	117	0	0	0	0	0
UNITY COLLEGE	441	0	0	0	0	0	435	0	0	6	0	0
UNIV MAINE, PRESQUE ISLE	236	1	0	0	0	0	235	0	0	0	0	0
UNIV OF MAINE AUGUSTA	653	0	0	0	0	0	653	0	0	0	0	0
UNIV OF MAINE ORONO	7,112	3,304	0	110	355	35	2,121	1,177	0	1,010	0	0
UNIV OF MAINE SYSTEM OFF	135	0	30	0	0	0	205	0	0	0	0	0
UNIV OF MAINE, FARMINGTON	349	0	0	0	0	0	349	0	0	0	0	0
UNIV OF MAINE, FORT KENT	79	0	0	0	0	0	79	0	0	0	0	0
UNIV OF MAINE, MACHIAS	105	0	0	0	0	0	105	0	0	0	0	0
UNIVERSITY OF NEW ENGLAND	972	0	0	0	0	0	972	0	0	0	0	0
UNIVERSITY OF STRN MAINE	1,225	0	100	0	0	0	1,125	0	0	0	0	0
WESTBROOK COLLEGE	138	0	0	0	0	0	138	0	0	0	0	0
MARYLAND, TOTAL												
ALLEGANY COMMUNITY COL	132	0	0	0	0	1	131	0	0	0	0	0
ARNE ARUNDEL CMTY COLLEGE	118	0	0	0	0	0	118	0	0	0	0	0
BOWIE STATE COLLEGE	366	1	0	0	0	0	259	0	106	0	0	0
CAPITOL INST OF TECH	72	0	0	0	0	0	62	0	0	10	0	0
CATONSVILLE CMTY COLLEGE	370	0	0	0	0	1	369	0	0	0	0	0
CECIL COMMUNITY COLLEGE	19	0	0	0	0	0	19	0	0	0	0	0
CHARLES COUNTY CMTY COL	145	0	0	0	0	4	78	0	0	0	0	0
CHESAPEAKE COLLEGE	230	0	0	0	0	0	230	0	0	0	0	0
CMTY COLLEGE OF BALTIMORE	1,748	0	0	0	0	0	1,498	0	0	250	0	0
COL OF NOTRE DAME OF MD	59	0	0	0	0	0	59	0	0	0	0	0
COLUMBIA UNION COLLEGE	138	0	0	0	0	0	138	0	0	0	0	0
COPPIN STATE COLLEGE	1,272	0	91	0	0	0	1,024	0	46	107	0	0
OUNDALK COMMUNITY COLLEGE	98	0	0	0	0	0	98	0	0	0	0	0
ESSEX COMMUNITY COLLEGE	353	0	0	0	0	0	353	0	0	0	0	0
FREDERICK COMMUNITY COL	63	0	0	0	0	0	63	0	0	0	0	0
FROSTBURG STATE COLLEGE	310	0	0	0	0	0	310	0	0	0	0	0
GARRETT COMMUNITY COLLEGE	30	0	0	0	0	0	30	0	0	0	0	0
GOUCHER COLLEGE	87	0	0	0	0	0	80	0	0	7	0	0
HAGERSTOWN JUNIOR COLLEGE	69	0	0	0	0	0	69	0	0	0	0	0
HARFORD COMMUNITY COLLEGE	133	0	0	0	0	0	113	0	0	0	0	0
HOOD COLLEGE	97	0	0	0	0	0	97	0	0	0	0	0
HOWARD COMMUNITY COLLEGE	144	0	0	0	0	0	144	0	0	0	0	0
JOHNS HOPKINS UNIVERSITY 1/	291,020	3	492	201,048	3,323	270	78,242	31	1,210	5,420	0	981
LOYOLA COLLEGE	242	0	0	0	0	0	242	0	0	0	0	0
MARYLAND COL ART & DESIGN	6	0	0	0	0	0	6	0	0	0	0	0
MARYLAND INST COL OF ART	92	0	0	0	0	0	92	0	0	0	0	0
MONTGOMERY COLLEGE	241	0	0	0	0	0	233	0	8	0	0	0
HOPGAN STATE UNIVERSITY	2,473	0	0	0	0	0	2,255	0	192	26	0	0
MOUNT ST MARY'S COL (MD)	159	0	0	0	0	0	74	0	0	85	0	0
NEB' ISRAEL RABBINICAL COL	11	0	0	0	0	0	11	0	0	0	0	0
PEABODY INST-J HOPKINS U	11	0	0	0	0	0	11	0	0	0	0	0
PRINCE GEORGES CMTY COL	378	0	0	0	0	0	378	0	0	0	0	0
SALISBURY STATE COLLEGE	293	5	0	0	18	0	270	0	0	0	0	0
ST JOHN'S COLLEGE (MD)	152	0	0	0	0	0	152	0	0	0	0	0
ST MARY'S COLLEGE OF MD	106	0	0	0	0	0	81	0	0	25	0	0
ST MARY'S SEM & UNIV	1	0	0	0	0	0	1	0	0	0	0	0
TOWSON STATE UNIVERSITY	502	0	0	0	0	0	489	0	0	14	0	0
U OF MD BALTIMORE COUNTY	1,684	69	0	0	0	0	1,320	0	0	295	0	0
U OF MD EASTERN SHORE	3,341	943	0	0	0	9	2,037	12	131	209	0	0
U OF MD UNIVERSITY COLL	11	0	0	0	0	0	0	0	0	11	0	0
UNIV OF MARYLAND SYS OFF	1,284	894	0	0	0	0	436	0	0	85	69	0
UNIV OF MD BALT PROF SCH	27,108	22	0	543	0	20	26,388	0	28	107	0	0
UNIV OF MD COLLEGE PARK	27,454	4,496	1,250	2,647	3,668	283	4,772	234	3,453	6,450	0	201
UNIVERSITY OF BALTIMORE	244	0	0	0	0	0	244	0	0	0	0	0
VILLA JULIE COLLEGE	146	0	0	0	0	0	146	0	0	0	0	0
WASH BIBLE COLLEGE	20	0	0	0	0	0	20	0	0	0	0	0
WASHINGTON COLLEGE	36	0	0	0	0	0	36	0	0	0	0	0
WESTERN MARYLAND COLLEGE	70	0	0	0	0	0	70	0	0	0	0	0
WOR-WIC TECH CMTY COLLEGE	35	0	0	0	0	0	35	0	0	0	0	0
MASSACHUSETTS, TOTAL												
AMERICAN INTERNATL COL	243	0	0	0	0	0	243	0	0	0	0	0
AMHERST COLLEGE	858	0	0	92	0	0	897	0	0	229	0	0
ANDOVER NEWTON THEOL SCH	12	0	0	0	0	0	-12	0	0	0	0	0
ANNA MARIA COLLEGE	40	0	0	0	0	0	40	0	0	0	0	0
AQUINAS JR COLL MILTON	50	0	0	0	0	0	50	0	0	0	0	0
ASSUMPTION COLLEGE	544	0	0	0	0	0	544	0	0	0	0	0
ATLANTIC UNION COLLEGE	132	0	0	0	0	0	132	0	0	0	0	0
BABSON COLLEGE	86	0	0	0	0	0	86	0	0	0	0	0
BAY PATH JR COLLEGE	42	0	0	0	0	0	42	0	0	0	0	0
BAY STATE JR COL BUSINESS	200	0	0	0	0	0	200	0	0	0	0	0
BECKER JR COL WORCESTER	132	0	0	0	0	0	132	0	0	0	0	0
BENTLEY COLLEGE	312	0	0	0	0	0	312	0	0	0	0	0

SEE FOOTNOTES AT END OF TABLE

(DOLLARS IN THOUSANDS)

STATE & INSTITUTION	TOTAL	USDA	COM	DDO	DOE	EP	HEW	INT	NASA	NSF	DOT	OTHER*
MASSACHUSETTS, CONT'D												
BERKLEE COLLEGE OF MUSIC	380	0	0	0	0	0	380	0	0	0	0	0
BERKSHIRE CHRISTIAN COL	16	0	0	0	0	0	16	0	0	0	0	0
BERKSHIRE COMMUNITY COL	146	0	0	0	0	0	146	0	0	0	0	0
BLUE HILLS REGNL TECH INST	23	0	0	0	0	0	23	0	0	0	0	0
BOSTON COLLEGE	6,422	0	0	2,165	60	21	3,098	10	0	338	0	730
BOSTON CONSERV OF MUSIC	56	0	0	0	0	0	56	0	0	0	0	0
BOSTON STATE COLLEGE	1,009	0	0	0	0	0	965	0	0	44	0	0
BOSTON UNIVERSITY	32,893	0	0	782	316	44	30,068	0	248	1,335	0	100
BRADFORD COLLEGE	30	0	0	0	0	0	30	0	0	0	0	0
BRANDEIS UNIVERSITY	11,221	0	0	78	375	0	7,969	0	42	1,957	0	800
BRIDGEMATER STATE COLLEGE	348	0	0	0	12	1	335	0	0	0	0	0
BRISTOL COMMUNITY COLLEGE	296	0	0	0	0	0	296	0	0	0	0	0
BUNKER HILL COMMUNITY COL	165	0	0	0	0	0	165	0	0	0	0	0
CAPE COD COMMUNITY COL	110	0	0	0	0	0	110	0	0	0	0	0
CHAMBERLAYNE JR COL	92	0	0	0	0	0	92	0	0	0	0	0
CLARK UNIVERSITY	1,237	0	0	16	36	0	506	32	0	647	0	0
CNTRL NEW ENGLAND C TECH	22	0	0	0	0	0	22	0	0	0	0	0
COL OF OUR LADY OF ELMS	109	0	0	0	0	0	105	0	0	4	0	0
COL OF THE HOLY CROSS	455	0	0	0	0	0	224	0	0	206	0	25
CURRY COLLEGE	97	0	0	0	0	0	97	0	0	0	0	0
DEAN JUNIOR COLLEGE	99	0	0	0	0	0	99	0	0	0	0	0
EASTERN NAZARENE COLLEGE	382	0	0	0	0	0	372	0	0	10	0	0
EMERSON COLLEGE	395	0	0	0	0	0	395	0	0	0	0	0
EMMANUEL COLLEGE	881	0	0	725	0	0	76	0	0	80	0	0
ENDICOTT COLLEGE	94	0	0	0	0	0	94	0	0	0	0	0
EPISCOPAL DIVINITY SCHOOL	46	0	0	0	0	0	46	0	0	0	0	0
FISHER JUNIOR COLLEGE	306	0	0	0	0	0	306	0	0	0	0	0
FITCHBURG STATE COLLEGE	430	0	0	0	0	0	430	0	0	0	0	0
FORSYTH SCH DENT HYGNSTS	25	0	0	0	0	0	25	0	0	0	0	0
FRAMINGHAM STATE COLLEGE	246	0	0	0	0	0	246	0	0	0	0	0
FRANKLIN INST OF BOSTON	77	0	0	0	0	0	72	0	0	0	5	0
GORDON COLLEGE	187	0	0	0	0	0	187	0	0	0	0	0
GRAHAM JR COLLEGE	212	0	0	0	0	0	212	0	0	0	0	0
GREENFIELD COMMUNITY COL	47	0	0	0	0	0	47	0	0	0	0	0
HAMPSHIRE COLLEGE	184	0	0	0	0	0	104	0	0	80	0	0
HARVARD UNIVERSITY	93,457	334	387	2,637	3,917	172	69,046	0	4,314	12,183	41	426
MELLENIC COL HOLY CROSS	82	0	0	0	0	0	82	0	0	0	0	0
MOLYOKE COMMUNITY COLLEGE	61	0	0	0	0	0	61	0	0	0	0	0
LABOURE JUNIOR COLLEGE	109	0	0	0	0	0	109	0	0	0	0	0
LASELL JUNIOR COLLEGE	61	0	0	0	0	0	61	0	0	0	0	0
LESLEY COLLEGE	1,246	0	0	0	0	0	1,246	0	0	0	0	0
MASS BAY COMMUNITY COL	149	0	0	0	0	0	149	0	0	0	0	0
MASS COLLEGE OF ART	103	0	0	0	0	0	103	0	0	0	0	0
MASS COLLEGE OF PHARMACY	624	0	0	0	0	0	624	0	0	0	0	0
MASS INST OF TECHNOLOGY	124,731	171	2,247	15,024	43,263	718	27,070	722	8,738	25,689	610	479
MASS MARITIME ACADEMY	102	0	0	0	0	0	102	0	0	0	0	0
MASSASOIT COMMUNITY COL	123	0	0	0	0	0	123	0	0	0	0	0
MERRIMACK COLLEGE	169	0	0	0	0	0	169	0	0	0	0	0
MIDDLESEX CNTY COL (MASS)	82	0	0	0	0	0	82	0	0	0	0	0
MOUNT HOLYOKE COLLEGE	300	0	0	0	20	0	191	0	0	89	0	0
MOUNT IDA JUNIOR COLLEGE	73	0	0	0	0	0	73	0	0	0	0	0
MOUNT WACHUSSETT CNTY COL	207	0	0	0	0	0	207	0	0	0	0	0
N E COL OF OPTOMETRY	129	0	0	0	0	0	129	0	0	0	0	0
NEW ENGL CONSERV OF MUSIC	95	0	0	0	0	0	95	0	0	0	0	0
NEW ENGLAND SCHOOL OF LAW	14	0	0	0	0	2	12	0	0	0	0	0
NEWBURY JUNIOR COLLEGE	315	0	0	0	0	0	315	0	0	0	0	0
NICHOLS COLLEGE	80	0	0	0	0	0	80	0	0	0	0	0
NORTH ADAMS STATE COLLEGE	209	0	0	0	0	0	209	0	0	0	0	0
NORTH SMORE CNTY COLLEGE	481	0	0	0	0	0	481	0	0	0	0	0
NORTHEASTERN UNIVERSITY	7,446	80	0	1,155	80	14	4,073	0	0	732	0	212
NORTHERN ESSEX CNTY COL	58	0	0	0	0	0	58	0	0	0	0	0
PINE HANOR COLLEGE	8	0	0	0	0	0	8	0	0	0	0	0
QUINCY JUNIOR COLLEGE	188	0	0	0	0	0	188	0	0	0	0	0
QUINSIGAMOND CNTY COLLEGE	151	0	0	0	0	0	151	0	0	0	0	0
REGIS COLLEGE	476	0	0	335	0	0	141	0	0	0	0	0
POXBURY COMMUNITY COLLEGE	194	0	0	0	0	0	194	0	0	0	0	0
SALEM STATE COLLEGE	845	0	0	0	0	0	695	0	0	50	0	0
SCH OF WORCESTER ART MUS	21	0	0	0	0	0	21	0	0	0	0	0
SCH-MUSEUM FINE ARTS-BOST	106	0	0	0	0	0	106	0	0	0	0	0
SIMMONS COLLEGE	1,220	0	0	0	0	0	1,149	0	0	71	0	0
SIMON'S ROCK	68	0	0	0	0	0	68	0	0	0	0	0
SMITH COLLEGE	706	0	0	0	0	0	670	0	0	36	0	0
SOUTHEASTERN MASS UNIV	1,026	0	0	106	35	0	784	0	0	101	0	0
SPRINGFIELD COLLEGE	255	0	0	0	0	0	255	0	0	0	0	0
SPRINGFIELD TECH CNTY COL	361	0	0	0	0	0	361	0	0	0	0	0
ST JOHN'S SEMINARY	13	0	0	0	0	0	13	0	0	0	0	0
STONEHILL COLLEGE	151	0	0	0	0	0	151	0	0	0	0	0
SUFFOLK UNIVERSITY	417	0	0	0	0	0	379	0	0	38	0	0
SWAIN SCH OF DESIGN	42	0	0	0	0	0	42	0	0	0	0	0
TUFTS UNIVERSITY	17,474	1,080	0	225	732	62	14,651	0	83	641	0	0
U MASS MED SCHL WORCESTER	6,306	0	0	161	0	60	5,848	0	0	237	0	0
UNIV OF MASS AT AMHERST	19,069	4,548	89	1,361	336	347	6,763	413	294	4,878	0	40
UNIV OF MASS BOSTON	856	0	0	0	0	0	774	0	0	82	0	0
UNIVERSITY OF LOWELL	1,839	0	0	212	75	46	989	0	0	190	288	39
WELLESLEY COLLEGE	799	0	0	0	0	0	522	0	0	277	0	0
WENTWORTH INST OF TECH	1,753	0	0	1,531	0	0	222	0	0	0	0	0
WESTERN NEW ENGLAND COL	273	0	0	0	0	0	273	0	0	0	0	0
WESTFIELD STATE COLLEGE	221	0	0	0	0	0	221	0	0	0	0	0
WHEATON COLLEGE	294	0	0	0	0	39	99	0	6	150	0	0
WNEELOCK COLLEGE	224	0	0	0	0	0	224	0	0	0	0	0
WILLIAMS COLLEGE	507	0	0	0	0	0	473	0	12	22	0	0
WOODS HOLE OCEANOGRAPHIC INST	19,613	0	0	4,427	1,255	0	0	0	0	11,931	0	0
WORCESTER POLY INSTITUTE	1,077	45	0	140	39	0	432	0	118	303	0	0
WORCESTER STATE COLLEGE	384	0	0	0	0	0	366	0	0	18	0	0

SEE FOOTNOTES AT END OF TABLE.

(DOLLARS IN THOUSANDS)

STATE & INSTITUTION	TOTAL	USOA	COM	DOD	DOE	EPA	HEW	INT	NASA	NSF	DOT	OTHER*
<b>MICHIGAN, TOTAL</b>	<b>176,157</b>	<b>12,481</b>	<b>1,400</b>	<b>5,705</b>	<b>5,991</b>	<b>2,653</b>	<b>113,922</b>	<b>1,383</b>	<b>5,119</b>	<b>24,609</b>	<b>1,029</b>	<b>1,805</b>
ADRIAN COLLEGE	64	0	0	0	0	0	64	0	0	0	0	0
ALBION COLLEGE	88	0	0	0	0	0	73	0	0	15	0	0
ALMA COLLEGE	115	0	0	0	0	0	85	0	0	30	0	0
ALPENA COMMUNITY COLLEGE	161	0	0	0	0	0	161	0	0	0	0	0
ANDREWS UNIVERSITY	202	0	0	0	0	0	198	0	0	4	0	0
AQUINAS COLLEGE	152	0	0	0	0	0	152	0	0	0	0	0
BAY DE NOC COMMUNITY COL	67	0	0	0	0	0	67	0	0	0	0	0
CALVIN COLLEGE	313	0	0	0	0	0	280	0	0	33	0	0
CENTRAL MICHIGAN UNIV	1,243	0	0	49	0	0	1,036	0	0	158	0	0
CHARLES STEWART MOTT C C	939	0	0	0	0	0	939	0	0	0	0	0
CLEARY COLLEGE	5	0	0	0	0	0	5	0	0	0	0	0
CONCORDIA COLLEGE	62	0	0	0	0	0	45	0	0	17	0	0
CRANBROOK ACAD OF ART	4	0	0	0	0	0	4	0	0	0	0	0
DAVENPORT COL OF BUSINESS	170	0	0	0	0	0	170	0	0	0	0	0
DELTA COLLEGE	348	0	0	0	0	0	348	0	0	0	0	0
DETROIT BIBLE COLLEGE	10	0	0	0	0	0	10	0	0	0	0	0
DETROIT COL OF BUS ADMIN	168	0	0	0	0	0	168	0	0	0	0	0
DETROIT INSTITUTE OF TECH	661	0	0	0	0	0	661	0	0	0	0	0
EASTERN MICHIGAN UNIV	1,212	0	0	0	0	0	1,165	0	0	47	0	0
FERRIS STATE COLLEGE	1,081	0	0	0	0	0	1,081	0	0	0	0	0
GENERAL MOTORS INSTITUTE	33	0	0	0	0	0	33	0	0	0	0	0
GLEN OAKS CMTY COLLEGE	11	0	0	0	0	0	11	0	0	0	0	0
GOGEBIC COMMUNITY COLLEGE	103	0	0	0	0	0	103	0	0	0	0	0
GRACE BIBLE COLLEGE	32	0	0	0	0	0	32	0	0	0	0	0
GRAND RAPIDS BAPT COLSEM	120	0	0	0	0	0	120	0	0	0	0	0
GRAND RAPIDS JUNIOR COL	315	0	0	0	0	0	315	0	0	0	0	0
GRAND VALLEY STATE COLS	710	0	0	0	49	0	586	53	0	12	0	0
GREAT LAKES BIBLE COLLEGE	42	0	0	0	0	0	42	0	0	0	0	0
HENRY FORD COMMUNITY COL	145	0	0	0	0	0	145	0	0	0	0	0
HIGHLAND PARK CMTY COL	327	0	0	0	0	0	327	0	0	0	0	0
HOPE COLLEGE	577	0	0	0	65	0	350	0	0	162	0	0
JACKSON COMMUNITY COLLEGE	87	0	0	0	0	0	87	0	0	0	0	0
JOHN WESLEY COLLEGE	53	0	0	0	0	0	53	0	0	0	0	0
JORDAN COLLEGE	59	0	0	0	0	0	59	0	0	0	0	0
KALAMAZOO COLLEGE	122	0	0	0	0	0	96	0	0	26	0	0
KALAMAZOO VALLEY CMTY COL	70	0	0	0	0	0	70	0	0	0	0	0
KELLOGG COMMUNITY COLLEGE	38	0	0	0	0	0	38	0	0	0	0	0
KIRTLAND COMMUNITY COL	29	0	0	0	0	0	29	0	0	0	0	0
LAKE MICHIGAN COLLEGE	73	0	0	0	0	0	73	0	0	0	0	0
LAKE SUPERIOR STATE COL	342	0	0	0	17	0	325	0	0	0	0	0
LANSING COMMUNITY COLLEGE	184	0	0	0	0	0	184	0	0	0	0	0
LAWRENCE INST OF TECH	77	0	0	0	0	0	77	0	0	0	0	0
LEWIS COL BUS-LEWIS BUS C	64	0	0	0	0	0	64	0	0	0	0	0
MACOMB COUNTY CMTY COL	471	0	0	0	0	0	471	0	0	0	0	0
MADONNA COLLEGE	488	0	0	0	0	0	488	0	0	0	0	0
MARYGROVE COLLEGE	437	0	0	0	0	0	437	0	0	0	0	0
MERCY COLLEGE OF DETROIT	733	0	0	0	0	0	733	0	0	0	0	0
MERRILL-PALMER INST	163	0	0	0	0	163	0	0	0	0	0	0
MICHIGAN CHRISTIAN JR COL	140	0	0	0	0	0	138	0	0	2	0	0
MICHIGAN STATE UNIVERSITY	43,597	11,852	25	841	1,914	995	19,140	246	206	8,244	124	10
MICHIGAN TECH UNIVERSITY	3,197	184	0	539	149	294	545	620	29	797	0	40
HID MICHIGAN CMTY COLLEGE	42	0	0	0	0	0	42	0	0	0	0	0
MONROE COUNTY CMTY COL	3	0	0	0	0	0	3	0	0	0	0	0
MONTCALM COMMUNITY COL	16	0	0	0	0	0	16	0	0	0	0	0
MUSKEGON BUSINESS COL	147	0	0	0	0	0	147	0	0	0	0	0
MUSKEGON COMMUNITY COL	58	0	0	0	0	0	58	0	0	0	0	0
NAZARETH COLLEGE	81	0	0	0	0	0	81	0	0	0	0	0
NORTH CENTRAL MICH COL	24	0	0	0	0	0	24	0	0	0	0	0
NORTHERN MICHIGAN UNIV	958	0	0	0	0	0	881	48	0	29	0	0
NORTHWESTERN MICHIGAN COL	75	0	0	0	0	0	75	0	0	0	0	0
NORTHWOOD INSTITUTE	79	0	0	0	0	0	79	0	0	0	0	0
OAKLAND COMMUNITY COLLEGE	34	0	0	0	0	0	34	0	0	0	0	0
OAKLAND UNIVERSITY	2,779	0	0	145	12	0	2,328	0	0	294	0	0
OSHTON COLLEGE	106	0	0	0	0	0	106	0	0	0	0	0
RAVENHED BIBLE COLLEGE	25	0	0	0	0	0	25	0	0	0	0	0
SAGINAW VALLEY STATE COL	410	0	0	0	0	0	410	0	0	0	0	0
SCHOOLCRAFT COLLEGE	35	0	0	0	0	0	35	0	0	0	0	0
SMAR COLLEGE AT DETROIT	1,164	0	0	0	0	0	1,140	0	0	24	0	0
SIENA HEIGHTS COLLEGE	225	0	0	0	0	0	225	0	0	0	0	0
SOUTHWESTERN MICHIGAN COL	208	0	0	0	0	0	125	0	0	83	0	0
SPRING ARBOR COLLEGE	163	0	0	0	0	0	163	0	0	0	0	0
ST CLAIR COUNTY CMTY COL	18	0	0	0	0	0	18	0	0	0	0	0
ST MARY'S COL (MICH)	22	0	0	0	0	0	22	0	0	0	0	0
SUOMI COLLEGE	647	0	0	0	0	0	647	0	0	0	0	0
UNIVERSITY OF DETROIT	1,813	0	0	0	0	0	1,715	0	0	98	0	0
UNIVERSITY OF MICHIGAN	81,729	239	1,375	3,097	3,350	1,201	51,906	416	4,877	12,734	719	1,815
WALSH COL ACCTG&BUS ADMIN	17	0	0	0	0	0	17	0	0	0	0	0
WASHTENAW COMMUNITY COL	83	0	0	0	0	0	83	0	0	0	0	0
WAYNE COUNTY CMTY COLLEGE	557	0	0	0	0	0	364	0	0	193	0	0
WAYNE STATE UNIVERSITY	22,234	206	0	1,016	435	0	18,924	0	7	1,456	156	0
WEST SHORE COMMUNITY COL	34	0	0	0	0	0	34	0	0	0	0	0
WESTERN MICHIGAN UNIV	2,471	0	0	18	0	0	2,302	0	0	151	0	0
<b>MINNESOTA, TOTAL</b>	<b>111,114</b>	<b>11,665</b>	<b>447</b>	<b>1,101</b>	<b>2,587</b>	<b>1,220</b>	<b>82,655</b>	<b>659</b>	<b>1,553</b>	<b>8,915</b>	<b>221</b>	<b>91</b>
ANOKA-RAMSEY CMTY COLLEGE	104	0	0	0	0	0	104	0	0	0	0	0
AUGSBURG COLLEGE	241	0	0	0	0	0	241	0	8	0	0	0
AUSTIN CMTY COL (MINN)	59	0	0	0	0	0	59	0	0	0	0	0
BENJOLJI STATE UNIVERSITY	816	0	0	0	15	0	769	0	0	32	0	0
BETHANY LUTHERAN COLLEGE	55	0	0	0	0	0	55	0	0	0	0	0
BETHEL COLLEGE & SEMINARY	184	0	0	0	0	0	184	0	0	0	0	0
BRAINERD COMMUNITY COL	47	0	0	0	0	0	47	0	0	0	0	0
CARLTON COLLEGE	132	0	0	0	0	0	87	0	0	45	0	0
COLLEGE OF ST BENEDICT	433	0	0	0	0	0	429	0	0	4	0	0
COLLEGE OF ST CATHERINE	258	0	0	0	0	0	236	0	0	22	0	0
COLLEGE OF ST SCHOLASTICA	643	0	0	0	0	0	633	0	0	10	0	0

SEE FOOTNOTES AT END OF TABLE.



(DOLLARS IN THOUSANDS)

STATE & INSTITUTION	TOTAL	USDA	COM	ODD	DOE	EPA	HEW	INT	NASA	NSF	DOT	OTHER*
<b>MINNESOTA, CONT'D</b>												
COLLEGE OF ST TERESA	197	0	0	0	0	0	197	0	0	0	0	0
COLLEGE OF ST THOMAS	569	0	0	0	0	0	569	0	0	0	0	0
CONCORDIA COL MOORHEAD	350	28	0	0	0	0	322	0	0	0	0	0
CONCORDIA COL ST PAUL	88	0	0	0	0	0	88	0	0	0	0	0
DR MARTIN LUTHER COLLEGE	62	0	0	0	0	0	62	0	0	0	0	0
FERGUS FALLS CMTY COLLEGE	55	0	0	0	0	0	55	0	0	0	0	0
GOLDEN VALLEY LUTHRAN COL	96	0	0	0	0	0	96	0	0	0	0	0
GUSTAVUS ADOLPHUS COLLEGE	284	0	0	0	0	0	266	0	0	18	0	0
HAHLINER UNIVERSITY	281	0	0	0	0	0	261	0	0	20	0	0
HIBBING COMMUNITY COLLEGE	60	0	0	0	0	0	60	0	0	0	0	0
INVER HILLS CMTY COLLEGE	35	0	0	0	0	0	35	0	0	0	0	0
ITASCA COMMUNITY COLLEGE	4	0	0	0	0	0	4	0	0	0	0	0
LAKEMOOD COMMUNITY COL	288	0	0	0	0	0	288	0	0	0	0	0
MACALESTER COLLEGE	893	0	0	0	0	0	402	0	0	491	0	0
MANKATO STATE UNIVERSITY	1,273	0	0	0	0	0	1,242	0	0	31	0	0
MESABI COMMUNITY COLLEGE	70	0	0	0	0	0	70	0	0	0	0	0
METRO STATE UNIV	38	0	0	0	0	0	38	0	0	0	0	0
METROPOLITAN CMTY COLLEGE	522	0	0	0	0	0	522	0	0	0	0	0
MINNEAPOLIS C-ART DESIGN	150	0	0	0	0	0	150	0	0	0	0	0
MINNESOTA BIBLE COLLEGE	22	0	0	0	0	0	22	0	0	0	0	0
MOORHEAD STATE UNIVERSITY	717	0	0	0	0	0	717	0	0	0	0	0
NORMANDALE COMMUNITY COL	155	0	0	0	0	0	155	0	0	0	0	0
NORTH CENTRAL BIBLE COL	80	0	0	0	0	0	80	0	0	0	0	0
NORTH MENNEPIN CMTY COL	111	0	0	0	0	0	111	0	0	0	0	0
NORTHLAND CMTY COLLEGE	37	0	0	0	0	0	37	0	0	0	0	0
NORTHWESTERN COL (MINN)	91	0	0	0	0	0	91	0	0	0	0	0
RAINY RIVER COMMUNITY COL	28	0	0	0	0	0	28	0	0	0	0	0
ROCHESTER COMMUNITY COL	288	0	0	0	0	0	288	0	0	0	0	0
SOUTHWEST STATE UNIV	376	0	25	0	0	0	351	0	0	0	0	0
ST CLOUD STATE UNIVERSITY	1,092	0	0	0	0	0	1,074	0	0	18	0	0
ST JOHN'S UNIVERSITY	243	0	0	0	0	0	243	0	0	0	0	0
ST MARY'S COLLEGE	113	0	0	0	0	0	95	0	0	18	0	0
ST MARY'S JUNIOR COLLEGE	269	0	0	0	0	0	269	0	0	0	0	0
ST OLAF COLLEGE	547	0	0	0	0	0	263	0	0	284	0	0
ST PAUL BIBLE COL	101	0	0	0	0	0	101	0	0	0	0	0
ST U SYS OF MINN-SYS OFF	126	0	0	0	0	0	126	0	0	0	0	0
UNIVERSITY OF MINNESOTA	97,903	11,637	422	1,101	2,572	1,220	70,541	659	1,545	7,894	221	91
VERMILION COMMUNITY COL	71	0	0	0	0	0	71	0	0	0	0	0
WILLMAR COMMUNITY COLLEGE	49	0	0	0	0	0	49	0	0	0	0	0
WINDONA STATE UNIVERSITY	366	0	0	0	0	0	338	0	0	28	0	0
WM MITCHELL COL OF LAW	4	0	0	0	0	0	6	0	0	0	0	0
WORTHINGTON COMMUNITY COL	28	0	0	0	0	0	28	0	0	0	0	0
<b>MISSISSIPPI, TOTAL</b>	<b>54,044</b>	<b>12,324</b>	<b>0</b>	<b>208</b>	<b>7,564</b>	<b>737</b>	<b>30,287</b>	<b>375</b>	<b>928</b>	<b>1,621</b>	<b>0</b>	<b>0</b>
ALCORN STATE UNIVERSITY	3,348	1,609	0	0	0	0	1,643	0	53	43	0	0
BELMAVER COLLEGE	71	0	0	0	0	0	71	0	0	0	0	0
BLUE MOUNTAIN COLLEGE	66	0	0	0	0	0	66	0	0	0	0	0
CLARKE COLLEGE (MISS)	42	0	0	0	0	0	42	0	0	0	0	0
COAHOMA JUNIOR COLLEGE	594	0	0	0	0	0	497	0	0	97	0	0
COPIAH-LINCOLN JR COL	61	0	0	0	0	0	61	0	0	0	0	0
DELTA STATE UNIVERSITY	256	13	0	0	0	0	229	0	0	14	0	0
EAST CENTRAL JUNIOR COL	52	0	0	0	0	0	52	0	0	0	0	0
EAST MISSISSIPPI JR COL	90	0	0	0	0	0	86	0	0	4	0	0
HINDS JUNIOR COLLEGE	385	0	0	0	0	0	385	0	0	0	0	0
HOLMES JUNIOR COLLEGE	420	0	0	0	0	0	420	0	0	0	0	0
ITAWAMBA JUNIOR COLLEGE	241	0	0	0	0	0	239	0	0	2	0	0
JACKSON STATE UNIVERSITY	3,465	150	0	0	100	0	2,872	0	154	199	0	0
JONES COUNTY JUNIOR COL	3	0	0	0	0	0	3	0	0	0	0	0
MARY HOLMES COLLEGE	743	0	0	0	0	0	743	0	0	0	0	0
MERIDIAN JUNIOR COLLEGE	363	0	0	0	0	0	363	0	0	0	0	0
HILLSAPS COLLEGE	89	0	0	0	0	0	89	0	0	0	0	0
HINIST INST AND COLLEGE	213	0	0	0	0	0	124	0	0	89	0	0
MISS GLE CST JC PERKINSTN	144	0	0	0	0	0	144	0	0	0	0	0
MISS GULF CST JC CENT OFF	276	0	0	0	0	0	276	0	0	0	0	0
MISS UNIVERSITY FOR WOMEN	396	0	0	0	0	0	377	0	19	0	0	0
MISS VALLEY STATE UNIV	3,679	0	0	0	0	0	3,679	0	0	0	0	0
MISSISSIPPI COLLEGE	215	0	0	0	0	0	179	0	0	36	0	0
MISSISSIPPI DELTA JR COL	128	0	0	0	0	0	128	0	0	0	0	0
MISSISSIPPI INDUS COL	1,135	0	0	0	0	0	954	0	0	181	0	0
MISSISSIPPI STATE UNIV	15,987	10,562	0	84	1,228	542	2,682	265	546	78	0	0
NATCHEZ JR COLLEGE	23	0	0	0	0	0	23	0	0	0	0	0
NORTHEAST MISS JUNIOR COL	243	0	0	0	0	0	243	0	0	0	0	0
NORTHWEST MISS JUNIOR COL	6,743	0	0	0	6,200	0	543	0	0	0	0	0
OLIVER RIVER JUNIOR COL	241	0	0	0	0	0	241	0	0	0	0	0
OSBERT NORM & IND INST	243	0	0	0	0	0	243	0	0	0	0	0
OST COLLEGE	278	0	0	0	0	0	278	0	0	0	0	0
SOUTHWEST MISS JUNIOR COL	84	0	0	0	0	0	84	0	0	0	0	0
TOUGALOO COLLEGE	1,232	0	0	0	0	0	1,184	0	0	48	0	0
UNIV OF STRN MISSISSIPPI	2,028	0	0	7	36	0	1,758	0	156	71	0	0
UNIVERSITY OF MISSISSIPPI	8,787	0	0	117	0	120	7,966	110	0	474	0	0
UTICA JUNIOR COLLEGE	1,103	0	0	0	0	75	743	0	0	285	0	0
WESLEY COLLEGE	12	0	0	0	0	0	12	0	0	0	0	0
WINTHROP BIBLE COLLEGE	11	0	0	0	0	0	11	0	0	0	0	0
WILLIAM CAREY COLLEGE	491	0	0	0	0	0	491	0	0	0	0	0
WOOD JUNIOR COLLEGE	63	0	0	0	0	0	63	0	0	0	0	0
<b>MISSOURI, TOTAL</b>	<b>122,545</b>	<b>13,460</b>	<b>511</b>	<b>1,915</b>	<b>2,086</b>	<b>1,922</b>	<b>91,575</b>	<b>663</b>	<b>1,319</b>	<b>7,514</b>	<b>0</b>	<b>1,580</b>
AVILA COLLEGE	247	0	0	0	0	0	247	0	0	0	0	0
BAPTIST BIBLE COLLEGE	356	0	0	0	0	0	356	0	0	0	0	0
CALVARY BIBLE COL	70	0	0	0	0	0	70	0	0	0	0	0
CARDINAL GLENNON COL	5	0	0	0	0	0	5	0	0	0	0	0
CARDINAL NEWMAN COLLEGE	7	0	0	0	0	0	7	0	0	0	0	0
CENTRAL BIBLE COLLEGE	162	0	0	0	0	0	162	0	0	0	0	0
CENTRAL METHODIST COLLEGE	416	0	0	0	0	0	406	0	10	0	0	
CENTRAL MISSOURI ST UNIV	796	0	0	0	0	0	796	0	0	0	0	

SEE FOOTNOTES AT END OF TABLE.



(DOLLARS IN THOUSANDS)

STATE & INSTITUTION	TOTAL	USOA	COM	OOD	DOE	EPA	HEW	INT	NASA	NSF	DOT	OTHER*
MISSOURI, CONT'D												
CLEVELAND CHIRO COLLEGE	44	0	0	0	0	0	44	0	0	0	0	0
COLUMBIA COLLEGE (MO)	100	0	0	0	0	0	100	0	0	0	0	0
CONCEPTION SEM COLLEGE	23	0	0	0	0	0	23	0	0	0	0	0
COTTEY COLLEGE	14	0	0	0	0	0	14	0	0	0	0	0
CROWDER COLLEGE	36	0	0	0	0	0	36	0	0	0	0	0
CULVER-STOCKTON COLLEGE	39	0	0	0	0	0	39	0	0	0	0	0
DRURY COLLEGE	214	0	0	0	0	0	211	0	0	0	0	0
EAST CNTRL MO DIST JR COL	82	0	0	0	0	0	82	0	0	0	0	0
EVANGEL COLLEGE	246	0	0	0	0	0	246	0	0	0	0	0
FONTSBORNE COLLEGE	99	0	0	0	0	0	99	0	0	0	0	0
HANNIBAL-LA GRANGE COL	101	0	0	0	0	0	101	0	0	0	0	0
HARRIS-STONE COLLEGE	311	0	0	0	0	0	311	0	0	0	0	0
JEFFERSON COLLEGE	83	0	0	0	0	0	83	0	0	0	0	0
KANSAS CITY ART INST	75	0	0	0	0	0	75	0	0	0	0	0
KANSAS CITY COL OSTED MED	2,079	0	0	0	0	0	2,079	0	0	0	0	0
KEMPER MILITARY SCH & COL	1	0	0	0	0	0	1	0	0	0	0	0
KIRKSVILLE COL OSTED MED	2,730	0	0	0	0	0	2,730	0	0	0	0	0
LINCOLN UNIVERSITY (MO)	2,051	1,711	0	0	0	0	340	0	0	0	0	0
LOGAN COL OF CHIROPRACTIC	18	0	0	0	0	0	18	0	0	0	0	0
LONGVIEW COMMUNITY COL	19	0	0	0	0	0	19	0	0	0	0	0
MAPLE WOODS COMMUNITY COL	14	0	0	0	0	0	14	0	0	0	0	0
MARYVILLE COL - ST LOUIS	153	0	0	0	0	0	111	0	0	0	0	0
METRO CC ADMIN CTR SYS OF	148	0	0	0	0	0	148	0	0	0	0	0
MINERAL AREA COLLEGE	38	0	0	0	0	0	38	0	0	0	0	0
MISSOURI BAPTIST COLLEGE	25	0	0	0	0	0	25	0	0	0	0	0
MISSOURI INST OF TECH	52	0	0	0	0	0	52	0	0	0	0	0
MISSOURI SOUTHERN ST COL	172	0	0	0	0	0	172	0	0	0	0	0
MISSOURI VALLEY COLLEGE	45	0	0	0	0	0	45	0	0	0	0	0
MISSOURI WESTERN ST COL	256	0	0	0	0	0	243	0	0	13	0	0
MOBERLY AREA JUNIOR COL	33	0	0	0	0	0	33	0	0	0	0	0
NORTHEAST MISSOURI ST U	585	0	0	0	16	0	561	0	0	0	0	0
NORTHWEST MISSOURI ST U	208	0	0	0	0	0	208	0	0	0	0	0
PARK COLLEGE	230	0	0	0	0	0	230	0	0	0	0	0
PENN VALLEY COMMUNITY C	358	0	0	0	0	0	358	0	0	0	0	0
PIONEER CNTY COLLEGE	8	0	0	0	0	0	8	0	0	0	0	0
ROCKHURST COLLEGE	392	0	0	0	0	0	392	0	0	0	0	0
SCHOOL OF THE DZARKS	273	0	0	0	0	0	273	0	0	0	0	0
SEDALIA JUNIOR COLLEGE	27	0	0	0	0	0	27	0	0	0	0	0
SOUTHEAST MISSOURI ST U	441	0	0	0	0	0	419	0	0	22	0	0
SOUTHWEST BAPTIST COLLEGE	261	0	0	0	0	0	261	0	0	0	0	0
SOUTHWEST MISSOURI ST U	594	0	0	0	0	0	478	75	0	41	0	0
ST LOUIS CHRISTIAN COLL	7	0	0	0	0	0	7	0	0	0	0	0
ST LOUIS COL OF PHARMACY	216	0	0	0	0	0	216	0	0	0	0	0
ST LOUIS COMMUNITY COL	449	0	0	0	0	0	449	0	0	0	0	0
ST LOUIS CONS OF MUSIC	11	0	0	0	0	0	11	0	0	0	0	0
ST LOUIS UNIVERSITY	11,210	0	0	248	0	8	9,657	0	25	392	0	780
ST MARY'S COL OF O'FALLON	46	0	0	0	0	0	46	0	0	0	0	0
ST PAUL'S COLLEGE (MO)	20	0	0	0	0	0	20	0	0	0	0	0
STATE FAIR COMMUNITY COL	167	0	0	0	0	0	167	0	0	0	0	0
STEPHENS COLLEGE	112	0	0	0	0	0	112	0	0	0	0	0
TARKIO COLLEGE	186	0	0	0	0	0	186	0	0	0	0	0
THE LINDENWOOD COLLEGES	112	0	0	0	0	0	112	0	0	0	0	0
THREE RIVERS CNTY COLLEGE	286	0	0	0	0	0	286	0	0	0	0	0
TRENTON JUNIOR COLLEGE	14	0	0	0	0	0	14	0	0	0	0	0
UNIV OF MISSOURI COLUMBIA	29,863	11,709	0	472	987	528	13,834	426	135	1,702	0	70
UNIV OF MISSOURI KAN CITY	3,205	0	0	82	27	1	2,491	0	0	604	0	0
UNIV OF MISSOURI ROLLA	3,109	4	0	375	151	510	665	160	159	1,085	0	0
UNIV OF MISSOURI ST LOUIS	884	6	0	0	55	0	629	0	25	169	0	0
UNIV OF MISSOURI SYS OFF	826	30	212	0	0	0	0	0	0	0	0	0
WASHINGTON UNIVERSITY	56,794	0	299	738	850	875	49,483	2	975	3,426	0	584
WEBSTER COLLEGE	152	0	0	0	0	0	152	0	0	0	0	146
WENTWORTH MILITARY ACAD	11	0	0	0	0	0	11	0	0	0	0	0
WESTMINSTER COLLEGE	48	0	0	0	0	0	48	0	0	0	0	0
WILLIAM JEWELL COLLEGE	131	0	0	0	0	0	131	0	0	0	0	0
WILLIAM WOODS COLLEGE	52	0	0	0	0	0	52	0	0	0	0	0
MONTANA, TOTAL												
	14,563	4,101	124	232	341	823	6,411	933	3	1,595	0	0
NEBRASKA, TOTAL												
	37,358	6,919	0	218	480	349	21,577	240	114	3,225	146	4,390
BELLEVUE COLLEGE	112	0	0	0	0	0	112	0	0	0	0	0
CENTRAL TECH CNTY COLLEGE	38	0	0	0	0	0	38	0	0	0	0	0
CHAURON STATE COLLEGE	346	0	0	0	0	0	346	0	0	0	0	0
COLLEGE OF ST MARY	250	0	0	0	0	0	250	0	0	0	0	0
CONCORDIA TEACHERS COL	184	0	0	0	0	0	184	0	0	0	0	0
CREIGHTON UNIVERSITY	3,306	0	0	0	0	40	3,212	0	0	54	0	0
DANA COLLEGE	86	0	0	0	0	0	86	0	0	0	0	0
DDANE COLLEGE	125	0	0	0	0	0	111	0	0	14	0	0
GRACE COL OF THE BIBLE	75	0	0	0	0	0	75	0	0	0	0	0
HASTINGS COLLEGE	82	0	0	0	0	0	82	0	0	0	0	0
KEARNEY STATE COLLEGE	435	0	0	0	0	0	376	0	0	59	0	0
MCCOOK COMMUNITY COLLEGE	30	0	0	0	0	0	30	0	0	0	0	0
MID PLAINS CNTY COLLEGE	29	0	0	0	0	0	29	0	0	0	0	0
MIDLAND LUTHERAN COLLEGE	362	0	0	0	0	0	362	0	0	0	0	0

\*SEE FOOTNOTES AT END OF TABLE.

(DOLLARS IN THOUSANDS)

STATE & INSTITUTION	TOTAL	USDA	COM	DDO	DOE	EPA	HEW	INT	NASA	NSF	DOT	OTHER*
<b>NEBRASKA, CONT'D</b>												
NEBRASKA CHRISTIAN COL	6	0	0	0	0	0	6	0	0	0	0	0
NEBRASKA WESLEYAN UNIV	85	0	0	0	0	0	78	0	0	7	0	0
NEBRASKA WESTERN COLLEGE	35	0	0	0	0	0	35	0	0	0	0	0
NORTHEAST TECH CMTY COL	85	0	0	0	0	0	85	0	0	0	0	0
PERU STATE COLLEGE	86	0	0	0	0	0	86	0	0	0	0	0
S E CMTY COL - LINCOLN	139	15	0	0	0	0	124	0	0	0	0	0
SOUTHEAST CMTY COL MILFRD	60	0	0	0	0	0	60	0	0	0	0	0
STHEAST CMTY COL-FAIRBURY	41	0	0	0	0	0	41	0	0	0	0	0
U NEB CTRL ADMIN SYS OFF	4,031	0	0	0	0	0	31	0	0	0	0	4,000
U OF NEB MED CTR AT OMAHA	8,562	0	0	0	0	0	8,521	0	0	41	0	0
UNION COLLEGE (NEB)	155	0	0	0	0	0	155	0	0	0	0	0
UNIV OF NEBRASKA AT OMAHA	4,273	0	0	100	0	0	2,520	0	0	110	0	0
UNIV OF NEBRASKA-LINCOLN	15,608	6,904	0	118	480	309	4,267	240	114	2,940	146	90
WAYNE STATE COLLEGE	217	0	0	0	0	0	217	0	0	0	0	0
YORK COLLEGE	58	0	0	0	0	0	58	0	0	0	0	0
<b>NEVADA, TOTAL</b>	<b>10,063</b>	<b>1,681</b>	<b>0</b>	<b>780</b>	<b>946</b>	<b>545</b>	<b>3,976</b>	<b>535</b>	<b>357</b>	<b>1,243</b>	<b>0</b>	<b>0</b>
CLARK COUNTY CMTY COLLEGE	59	0	0	0	0	0	59	0	0	0	0	0
DESERT RESEARCH INSTITUTE	1,256	0	0	0	0	220	0	42	254	740	0	0
NORTHERN NEVADA CMTY COL	6	0	0	0	0	0	6	0	0	0	0	0
SIERRA NEVADA COLLEGE	33	0	0	0	8	0	25	0	0	0	0	0
U OF NEV SYS ADM SYS OFF	271	0	0	0	0	271	0	0	0	0	0	0
UNIV OF NEVADA - RENO	7,397	1,681	0	780	938	0	2,941	482	72	503	0	0
UNIV OF NEVADA LAS VEGAS	1,008	0	0	0	0	54	912	11	31	0	0	0
WESTERN NEVADA CMTY COL	33	0	0	0	0	0	33	0	0	0	0	0
<b>NEW HAMPSHIRE, TOTAL</b>	<b>21,924</b>	<b>2,319</b>	<b>1,340</b>	<b>862</b>	<b>719</b>	<b>32</b>	<b>13,304</b>	<b>163</b>	<b>1,264</b>	<b>1,861</b>	<b>0</b>	<b>60</b>
COLBY-SAWYER COLLEGE	36	0	0	0	0	0	36	0	0	0	0	0
DARTMOUTH COLLEGE	11,379	73	0	190	210	32	9,515	0	275	1,024	0	60
FRANKLIN PIERCE COLLEGE	56	0	0	0	0	0	56	0	0	0	0	0
FRANKLIN PIERCE LAW CTR	320	0	0	0	308	0	0	0	0	12	0	0
KEENE STATE COLLEGE	336	0	0	0	0	0	320	0	0	16	0	0
N H VOC TECH C MANCHESTER	10	0	0	0	0	0	10	0	0	0	0	0
N H VOC TECH C PORTSMOUTH	20	0	0	0	0	0	20	0	0	0	0	0
NATHANIEL HAWTHORNE COL	70	0	0	0	0	0	70	0	0	0	0	0
NEW ENGLAND COLLEGE	134	0	0	0	0	0	134	0	0	0	0	0
NEW HAMPSHIRE COLLEGE	320	0	0	0	0	0	300	0	0	20	0	0
NEW HAMPSHIRE TECH INST	37	0	0	0	0	0	37	0	0	0	0	0
NOTRE DAME COLLEGE (NH)	621	0	0	0	0	0	621	0	0	0	0	0
PLYMOUTH ST COL-UNIV N H	168	0	0	0	0	0	163	0	0	5	0	0
RIVIER COLLEGE	78	0	0	0	0	0	78	0	0	0	0	0
ST ANSELM'S COLLEGE	178	0	0	0	0	0	178	0	0	0	0	0
UNIV OF NEW HAMPSHIRE	7,490	2,246	1,340	672	201	0	1,095	163	989	784	0	0
UNIV SYS OF N HAMP SYS OF	660	0	0	0	0	0	660	0	0	0	0	0
WHITE PINES COLLEGE	11	0	0	0	0	0	11	0	0	0	0	0
<b>NEW JERSEY, TOTAL</b>	<b>90,151</b>	<b>5,044</b>	<b>1,058</b>	<b>4,472</b>	<b>3,816</b>	<b>384</b>	<b>57,764</b>	<b>340</b>	<b>2,623</b>	<b>13,983</b>	<b>481</b>	<b>186</b>
ATLANTIC COMMUNITY COL	448	0	0	0	0	0	448	0	0	0	0	0
BERGEN COMMUNITY COLLEGE	193	0	0	0	0	0	193	0	0	0	0	0
BETH MEDPASH GOVOMA	21	0	0	0	0	0	21	0	0	0	0	0
BLOOMFIELD COLLEGE	771	0	0	0	0	0	771	0	0	0	0	0
BROOKDALE COMMUNITY COL	44	0	0	0	0	0	44	0	0	0	0	0
BURLINGTON COUNTY COLLEGE	342	0	0	0	0	0	171	0	0	171	0	0
CALDWELL COLLEGE	134	0	0	0	0	0	134	0	0	0	0	0
CAMDEN COUNTY COLLEGE	741	0	0	0	0	0	741	0	0	0	0	0
CENTENARY COLLEGE	59	0	0	0	0	0	59	0	0	0	0	0
COL OF MED & DENT OF N J	16,553	0	0	38	0	0	16,124	0	0	391	0	0
COLLEGE OF ST ELIZABETH	107	0	0	0	0	0	95	0	0	12	0	0
COUNTY COLLEGE OF MORRIS	161	0	0	0	0	0	161	0	0	0	0	0
CUMBERLAND COUNTY COLLEGE	420	0	0	0	0	0	420	0	0	0	0	0
DUN BOSCO COLLEGE	8	0	0	0	0	0	8	0	0	0	0	0
DREW UNIVERSITY	108	0	0	0	0	0	108	0	0	0	0	0
ESSEX COUNTY COLLEGE	1,713	0	0	0	0	0	1,713	0	0	0	0	0
FAIRLEIGH DICKINSON UNIV	2,792	0	626	60	42	0	1,748	0	15	301	0	0
FELICIAN COLLEGE (NJ)	80	0	0	0	0	0	80	0	0	0	0	0
GEORGIAN COURT COLLEGE	348	0	0	0	0	0	330	0	0	18	0	0
GLASSBORO STATE COLLEGE	1,096	0	0	0	0	0	1,087	0	0	9	0	0
GLOUCESTER COUNTY COLLEGE	203	0	0	0	0	0	203	0	0	0	0	0
HUDSON CNTY CC COMM	214	0	0	0	0	0	214	0	0	0	0	0
JERSEY CITY STATE COLLEGE	864	0	0	0	0	0	864	0	0	0	0	0
KEAN COL OF NEW JERSEY	949	0	0	0	0	0	949	0	0	0	0	0
MERCER COUNTY CMTY COL	904	0	0	0	0	0	904	0	0	0	0	0
MIDDLESEX COUNTY COLLEGE	312	0	0	0	0	0	312	0	0	0	0	0
MONMOUTH COLLEGE (NJ)	186	0	0	11	0	0	175	0	0	0	0	0
MONTCLAIR STATE COLLEGE	801	0	0	10	0	0	733	0	0	58	0	0
N J INST OF TECHNOLOGY	707	25	0	122	0	52	157	0	0	351	0	0
NORTHEASTERN BIBLE COL	22	0	0	0	0	0	22	0	0	0	0	0
OCEAN COUNTY COLLEGE	146	0	0	0	0	0	127	0	0	19	0	0
PASSAIC COUNTY CMTY COL	445	0	0	0	0	0	445	0	0	0	0	0
PRINCETON UNIVERSITY	22,772	0	84	2,493	3,410	90	6,483	0	2,482	7,247	481	2
RABBINICAL C OF AMERICA	265	0	0	0	0	0	265	0	0	0	0	0
RAMAPO COLLEGE OF N J	351	0	0	0	0	0	351	0	0	0	0	0
RIDER COLLEGE	385	0	0	0	0	0	371	0	0	14	0	0
RUTGERS THE ST UNIV OF NJ	25,832	5,019	49	534	257	242	14,709	265	76	4,497	0	184
SALEM COMMUNITY COLLEGE	162	0	0	0	0	0	162	0	0	0	0	0
SEYON HALL UNIVERSITY	2,277	0	0	0	0	0	2,262	0	0	15	0	0
SOMERSET COUNTY COLLEGE	90	0	0	0	0	0	90	0	0	0	0	0
ST. PETER'S COLLEGE	728	0	0	0	0	0	728	0	0	0	0	0
STEVENS INSTITUTE OF TECH	2,682	0	299	1,204	107	0	547	75	25	425	0	0
STOCKTON STATE COLLEGE	388	0	0	0	0	0	360	0	0	28	0	0
TALMUDICAL INST CTRL JERS	11	0	0	0	0	0	11	0	0	0	0	0
TRENTON STATE COLLEGE	650	0	0	0	0	0	587	0	25	38	0	0
UNION COLLEGE (NJ)	165	0	0	0	0	0	165	0	0	0	0	0
UPSALA COLLEGE	604	0	0	0	0	0	633	0	0	171	0	0

SEE FOOTNOTES AT END OF TABLE.

(DOLLARS IN THOUSANDS)

STATE & INSTITUTION	TOTAL	USDA	COM	DOO	DOE	EPA	HEW	INT	NASA	NSF	DOT	OTHER*
NEW JERSEY, CONT'D												
WESTMINSTER CHOIR COL	69	0	0	0	0	0	69	0	0	0	0	0
WILLIAM PATERSON COLLEGE	828	0	0	0	0	0	610	0	0	218	0	0
NEW MEXICO, TOTAL	58,015	3,315	184	13,883	1,908	61	29,824	829	2,154	5,499	0	358
COLLEGE OF SANTA FE	889	0	0	0	0	0	883	0	0	6	0	0
EASTERN NEW MEXICO UNIV	1,935	0	0	0	0	0	1,889	0	0	40	0	0
N MEX INST MINING & TECH	3,342	0	0	1,719	221	0	229	449	32	692	0	0
NEW MEXICO HIGHLANDS UNIV	1,940	0	0	0	0	0	1,940	0	0	0	0	0
NEW MEXICO JUNIOR COLLEGE	13	0	0	0	0	0	13	0	0	0	0	0
NEW MEXICO MILITARY INST	52	0	0	0	0	0	52	0	0	0	0	0
NEW MEXICO STATE UNIV	16,135	3,218	0	6,354	552	9	3,704	314	1,607	377	0	0
NRTHRN N MEX CMTY COL	209	0	0	0	0	0	209	0	0	0	0	0
UNIV OF ALBUQUERQUE	1,023	0	0	0	0	0	1,023	0	0	0	0	0
UNIVERSITY OF NEW MEXICO	31,858	97	184	5,810	1,135	52	19,282	60	515	4,365	0	358
WESTERN NEW MEXICO UNIV	619	0	0	0	0	0	600	0	0	19	0	0
NEW YORK, TOTAL	599,207	15,650	1,251	21,280	20,547	3,175	439,769	1,145	8,040	23,390	595	4,371
ACADEMY OF AERONAUTICS	352	0	0	0	0	0	352	0	0	0	0	0
ADELPHI UNIVERSITY	2,119	0	0	0	10	0	2,042	0	0	67	0	0
ALBANY COL OF PHARMACY	162	0	0	0	0	0	162	0	0	0	0	0
ALBANY LAW SCHOOL	4	0	0	0	0	0	4	0	0	0	0	0
ALBANY MEDICAL COLLEGE	8,694	150	0	0	0	0	8,516	0	0	28	0	0
ALFRED UNIVERSITY	325	0	0	0	0	0	285	9	0	31	0	0
BANK STREET COL OF ED	2,948	0	0	0	0	0	2,948	0	0	0	0	0
BARD COLLEGE	115	0	0	0	0	0	115	0	0	0	0	0
BARNARD COLLEGE	575	0	0	0	0	0	493	0	0	77	0	5
BELTZER SHMUEL TALMUDICAL A	153	0	0	0	0	0	153	0	0	0	0	0
BELZER YESH-HACHZIKEL SEM	107	0	0	0	0	0	107	0	0	0	0	0
BETH H S YOSHER INSTITUTE	3	0	0	0	0	0	3	0	0	0	0	0
BETH HATALMUD COL	25	0	0	0	0	0	25	0	0	0	0	0
BETH JACOB HEBR TCHRS COL	89	0	0	0	0	0	89	0	0	0	0	0
BETH JOSEPH RABBI SEM	6	0	0	0	0	0	6	0	0	0	0	0
BORICUA COLLEGE	845	0	0	0	0	0	845	0	0	0	0	0
BROOKLYN LAW SCHOOL	4	0	0	0	0	0	4	0	0	0	0	0
CANISIUS COLLEGE	878	0	0	0	0	0	850	0	0	28	0	0
CATHEDRAL COL IMMAC CONCP	15	0	0	0	0	0	15	0	0	0	0	0
CAYUGA COUNTY CMTY COL	140	0	0	0	0	0	140	0	0	0	0	0
CAZENOVIA COLLEGE	106	0	0	0	0	0	106	0	0	0	0	0
CEN YESH TOM TMIMIM LUBUZ	78	0	0	0	0	0	78	0	0	0	0	0
CLARKSON COLLEGE OF TECH	2,677	0	0	664	160	70	589	0	190	930	74	0
COL OF MOUNT ST VINCENT	310	0	0	0	0	0	180	0	0	130	0	0
COLGATE UNIVERSITY	232	0	0	0	0	0	139	0	0	93	0	0
COLLEGE FOR HUMAN SERVICE	459	0	0	0	0	0	459	0	0	0	0	0
COLLEGE OF NEW ROCHELLE	1,155	0	0	0	0	0	1,155	0	0	0	0	0
COLLEGE OF ST ROSE	204	0	0	0	0	0	204	0	0	0	0	0
COLUMBIA U TEACHERS COL	4,062	0	0	0	0	0	3,818	0	0	244	0	0
COLUMBIA UNIV MAIN DIV	88,954	0	238	5,009	3,253	19	59,923	0	2,001	17,739	37	735
COLUMBIA UNIV SYS OFF	1,057	0	0	0	0	0	403	654	0	0	0	0
CONCORDIA COLLEGE (NY)	51	0	0	0	0	0	51	0	0	0	0	0
COOPER UNION	258	0	0	0	0	0	141	0	0	117	0	0
CORNELL UNIVERSITY	86,048	14,350	30	2,884	1,871	610	35,694	390	1,795	27,715	0	709
CUNY BERNARD BARUCH COL	683	0	0	52	0	0	590	0	0	41	0	0
CUNY BORO OF MAN CMTY COL	130	0	0	0	0	0	130	0	0	0	0	0
CUNY BROX CMTY COLLEGE	1,206	0	0	0	0	0	1,206	0	0	0	0	0
CUNY BROOKLYN COLLEGE	1,453	0	0	46	0	0	880	0	0	527	0	0
CUNY CENTRAL SYS OFF	21,658	0	0	0	0	33	21,573	0	0	52	0	0
CUNY CITY COLLEGE	5,100	0	0	362	833	0	2,290	0	237	1,378	0	0
CUNY COL S ISL ST GEORGE	123	0	0	0	0	0	123	0	0	0	0	0
CUNY GRAD SCH & UNIV CTR	3,071	0	0	0	0	0	2,275	0	20	304	0	472
CUNY HOSTOS CMTY COLLEGE	69	0	0	0	0	0	69	0	0	0	0	0
CUNY HUNTER COLLEGE	2,709	0	0	0	0	0	2,414	0	11	284	0	0
CUNY JHN JAY COL CRIM JUS	119	0	0	0	0	0	32	0	0	87	0	0
CUNY KINGSBORO CMTY COL	80	0	0	0	0	0	80	0	0	0	0	0
CUNY LAGUARDIA CMTY COL	390	0	0	0	0	0	390	0	0	0	0	0
CUNY LEHMAN COLLEGE	883	0	0	0	0	0	608	0	0	275	0	0
CUNY MEOGAR EYERS COLLEGE	1,306	0	0	0	0	0	1,106	0	0	0	0	200
CUNY MT SINAI SCH OF MED	25,446	0	0	9	0	53	25,013	0	0	371	0	0
CUNY N Y CITY CMTY COL	2,489	0	0	0	0	0	2,489	0	0	0	0	0
CUNY QUEENS COLLEGE	1,634	0	0	36	0	0	1,021	0	45	459	0	73
CUNY QUEENSBORO CMTY COL	176	0	0	0	0	0	150	0	26	0	0	0
CUNY STATEN ISL CMTY COL	72	0	0	0	0	0	72	0	0	0	0	0
CUNY YORK COLLEGE	384	0	0	0	0	0	321	0	34	29	0	0
D'YOUVILLE COLLEGE	418	0	0	0	0	0	418	0	0	0	0	0
DAEMEN COLLEGE	308	0	0	0	0	0	308	0	0	0	0	0
DERECH AYSON RABBIN SEM	78	0	0	0	0	0	78	0	0	0	0	0
DOMINICAN COL OF BLAUVELT	68	0	0	0	0	0	68	0	0	0	0	0
DOWLING COLLEGE	550	0	0	0	0	0	550	0	0	0	0	0
EDUC INST OHOLEI TORAH	71	0	0	0	0	0	71	0	0	0	0	0
EISENHOWER COLLEGE	222	0	0	0	13	0	209	0	0	0	0	0
ELIZABETH SETON COLLEGE	196	0	0	0	0	0	196	0	0	0	0	0
ELMIRA COLLEGE	651	0	0	0	0	0	651	0	0	0	0	0
FIVE TOWNS COLLEGE	44	0	0	0	0	0	44	0	0	0	0	0
FORDHAM UNIVERSITY	3,792	0	0	0	0	0	3,778	0	0	14	0	0
FRIEDOS WORLD COLLEGE	32	0	0	0	0	0	32	0	0	0	0	0
HAMILTON COLLEGE	228	0	0	0	0	0	126	0	0	102	0	0
HARRIMAN COLLEGE	74	0	0	0	0	0	74	0	0	0	0	0
HARTWICK COLLEGE	130	0	0	0	0	0	130	0	0	0	0	0
HOBART-WM SMITH COLLEGES	145	0	0	0	0	0	100	0	0	45	0	0
HOFSTRA UNIVERSITY	1,913	0	0	0	0	0	1,762	0	39	112	0	0
HOUGHTON COLLEGE	243	0	0	0	76	0	167	0	0	0	0	0
IONA COLLEGE	498	0	0	0	0	0	498	0	0	0	0	0
ITACA COLLEGE	439	0	0	0	0	0	396	0	0	43	0	0
JEWISH THEOL SEM OF AMER	76	0	0	0	0	0	76	0	0	0	0	0
JUILLIARD SCHOOL	78	0	0	0	0	0	78	0	0	0	0	0
KEHILATH YAKOV RAB SEM	146	0	0	0	0	0	146	0	0	0	0	0

SEE FOOTNOTES AT END OF TABLE.

(DOLLARS IN THOUSANDS)

STATE & INSTITUTION	TOTAL	USDA	COM	OOD	DOE	EPA	HEW	INT	NASA	NSF	DOT	OTHER*
NEW YORK, CONT'D												
KEUKA COLLEGE	207	0	0	0	0	0	207	0	0	0	0	0
KING'S COLLEGE (NY)	124	0	0	0	0	0	124	0	0	0	0	0
LADYCLIFF COLLEGE	91	0	0	0	0	0	91	0	0	0	0	0
LE MOYNE COLLEGE	475	0	0	0	0	0	475	0	0	0	0	0
LI SEM JEW STUD WOMEN	10	0	0	0	0	0	10	0	0	0	0	0
LONG ISLAND UNIVERSITY	3,896	0	0	0	0	0	3,294	0	0	602	0	0
MACHZIKEI HADATH RAB COL	159	0	0	0	0	0	159	0	0	0	0	0
MALCOLM KING COLLEGE	76	0	0	0	0	0	76	0	0	0	0	0
MANHATTAN COLLEGE	1,222	0	0	0	0	796	383	0	0	43	0	0
MANHATTAN SCH OF MUSIC	20	0	0	0	0	0	20	0	0	0	0	0
MANHATTANVILLE COLLEGE	109	0	0	0	0	0	99	0	0	10	0	0
MANNES COL OF MUSIC	45	0	0	0	0	0	45	0	0	0	0	0
MARIA COLLEGE OF ALBANY	98	0	0	0	0	0	98	0	0	0	0	0
MARIA REGINA COLLEGE	41	0	0	0	0	0	41	0	0	0	0	0
MARIST COLLEGE	868	0	0	0	0	0	768	0	100	0	0	0
MARYMOUNT COLLEGE (NY)	112	0	0	0	0	0	112	0	0	0	0	0
MARYMOUNT MANHATTAN COL	646	0	0	0	0	0	646	0	0	0	0	0
MATER DEI COLLEGE	69	0	0	0	0	0	69	0	0	0	0	0
MEDAILLE COLLEGE	319	0	0	0	0	0	319	0	0	0	0	0
MERCY COLLEGE	964	0	0	0	0	0	964	0	0	0	0	0
MES TOR YODAATH RABIN SEM	30	0	0	0	0	0	30	0	0	0	0	0
MESIYTA ESTN PKWY RAB SEM	10	0	0	0	0	0	10	0	0	0	0	0
MESIYTHA TIFERETH JERU AM	20	0	0	0	0	0	20	0	0	0	0	0
MIRRER YESHIVA CENT INST	8	0	0	0	0	0	8	0	0	0	0	0
MOLLOY COLLEGE	244	0	0	0	0	0	244	0	0	0	0	0
MOUNT ST MARY COLLEGE	550	0	0	0	0	0	538	0	12	0	0	0
N Y COL OF PODIATRIC MED	680	0	0	0	0	0	680	0	0	0	0	0
NAZARETH COL OF ROCHESTER	565	0	0	0	0	0	565	0	0	0	0	0
NEW SCH FOR SOC RESEARCH	142	0	0	0	0	0	142	0	0	0	0	0
NEW YORK INST TECHNOLOGY	2,237	0	0	0	0	0	2,237	0	0	0	0	0
NEW YORK LAW SCHOOL	50	0	0	0	0	0	50	0	0	0	0	0
NEW YORK MEDICAL COLLEGE	9,846	0	0	0	72	0	9,646	0	0	128	0	0
NEW YORK UNIVERSITY	51,186	179	110	1,400	3,925	328	41,071	0	857	2,732	0	584
NIAGARA UNIVERSITY	433	0	0	0	0	0	433	0	0	0	0	0
NYACK COLLEGE	134	0	0	0	0	0	134	0	0	0	0	0
OHR HAMEIR THEOL SEM	9	0	0	0	0	0	9	0	0	0	0	0
PACE UNIVERSITY	1,518	0	0	0	0	0	1,518	0	0	0	0	0
PARSONS SCHOOL OF DESIGN	232	0	0	0	0	0	232	0	0	0	0	0
PAUL SMITH'S COL ARTS SCI	79	0	0	0	0	0	79	0	0	0	0	0
POLYTECHNIC INST OF N Y	4,969	0	97	2,152	150	8	1,129	0	252	1,043	138	0
PRAETI INSTITUTE	496	0	0	0	0	0	496	0	0	0	0	0
RAB COL BOBOVER YESHIVA	199	0	0	0	0	0	199	0	0	0	0	0
RAB SEM BETH MITZCHOK	32	0	0	0	0	0	32	0	0	0	0	0
RABB COL OF KAHENITZ YESH	38	0	0	0	0	0	38	0	0	0	0	0
RABBINICAL C BETH SHRAGA	5	0	0	0	0	0	5	0	0	0	0	0
RABBINICAL SEM MKOR CHAIM	28	0	0	0	0	0	28	0	0	0	0	0
RABBINICAL SEM NEW SQUARE	295	0	0	0	0	0	295	0	0	0	0	0
RABBINICAL SEM OF AMERICA	8	0	0	0	0	0	8	0	0	0	0	0
RABBINICAL SEM OF HUNKACS	291	0	0	0	0	0	291	0	0	0	0	0
RABBINICAL ACAD M R BERLIN	11	0	0	0	0	0	11	0	0	0	0	0
RABBINICAL COL CHSAN SOFER	75	0	0	0	0	0	75	0	0	0	0	0
RABBINICAL COLL OF SAMZ	136	0	0	0	0	0	136	0	0	0	0	0
RENSSELAER POLYTECH INST	9,265	0	499	1,603	1,086	258	1,581	0	910	3,100	0	228
ROBERTS WESLEYAN COLLEGE	162	0	0	0	0	0	162	0	0	0	0	0
ROCHESTER INST TECHNOLOGY	898	5	0	0	0	0	851	0	0	42	0	0
ROCKEFELLER UNIVERSITY	18,619	60	0	201	697	15	16,166	0	35	1,445	0	0
RUSSELL SAGE COLLEGE	577	0	0	0	1	1	552	0	0	24	0	0
SARA SCHEINER TCRRS SEM	27	0	0	0	0	0	27	0	0	0	0	0
SARAH LAWRENCE COLLEGE	110	0	0	0	0	0	110	0	0	0	0	0
SH'OR YOSHUY RABBINICAL C	20	0	0	0	0	0	20	0	0	0	0	0
SIENA COLLEGE	291	0	0	0	0	0	276	0	15	0	0	0
SKIDMORE COLLEGE	257	0	0	0	0	0	233	0	24	0	0	0
ST BONAVENTURE UNIVERSITY	157	0	0	0	13	0	133	0	11	0	0	0
ST FRANCIS COLLEGE (NY)	328	0	0	0	0	0	328	0	0	0	0	0
ST JOHN FISHER COLLEGE	153	0	0	0	0	0	153	0	0	0	0	0
ST JOHN'S UNIVERSITY (NY)	1,751	0	0	0	0	0	1,685	0	0	66	0	0
ST JOSEPH'S COLLEGE	157	0	0	0	0	0	157	0	0	0	0	0
ST LAWRENCE UNIVERSITY	496	0	0	0	0	0	412	0	84	0	0	0
ST THOMAS AQUINAS COLLEGE	324	0	0	0	0	0	324	0	0	0	0	0
SUNY ADIRONDACK CMTY COL	125	0	0	0	0	0	125	0	0	0	0	0
SUNY AC & TECH ALFRED	290	0	0	0	0	0	40	0	250	0	0	0
SUNY AC & TECH CANTON	63	0	0	0	0	0	63	0	0	0	0	0
SUNY AC & TECH COBLESKILL	5	0	0	0	0	0	5	0	0	0	0	0
SUNY AC & TECH DELHI	98	0	0	0	0	0	98	0	0	0	0	0
SUNY AC & TECH FARMINGDALE	223	0	0	0	0	0	223	0	0	0	0	0
SUNY AC & TECH MORRISVILLE	14	0	0	0	0	0	14	0	0	0	0	0
SUNY AT ALBANY	8,773	656	0	1,913	753	0	2,582	35	542	1,907	0	385
SUNY AT BINGHAMTON	2,688	0	0	0	35	0	1,489	0	0	1,020	94	50
SUNY AT BUFFALO	19,776	0	202	112	85	308	16,186	0	81	2,802	0	0
SUNY AT STONY BROOK	18,114	0	0	151	639	2	9,808	0	678	6,686	0	150
SUNY BROOME TECH CMTY COL	211	0	0	0	0	0	211	0	0	0	0	0
SUNY CLINTON CMTY COLLEGE	140	0	0	0	0	0	140	0	0	0	0	0
SUNY CMTY COL FINGER LAKE	207	0	0	0	0	0	207	0	0	0	0	0
SUNY COL AT OLD WESTBURY	161	0	0	0	0	0	161	0	0	0	0	0
SUNY COL OF ENV SCI & FOR	902	35	0	0	0	0	408	0	459	0	0	0
SUNY COLLEGE AT PURCHASE	196	0	0	0	0	0	170	0	26	0	0	0
SUNY COLLEGE BROCKPORT	731	0	0	0	0	0	429	0	0	302	0	0
SUNY COLLEGE BUFFALO	466	0	0	0	0	0	398	0	0	68	0	0
SUNY COLLEGE CORTLAND	184	0	0	0	0	0	39	0	0	145	0	0
SUNY COLLEGE FREDONIA	117	0	0	0	0	0	70	0	0	47	0	0
SUNY COLLEGE GENESEO	105	0	0	0	0	0	95	0	0	10	0	0
SUNY COLLEGE NEW PALAZ	418	0	0	0	0	0	406	0	0	12	0	0
SUNY COLLEGE ONEONTA	201	0	0	0	0	0	83	0	0	118	0	0
SUNY COLLEGE OSWEGO	73	0	0	0	0	0	63	0	0	10	0	0
SUNY COLLEGE PLATTSBURGH	628	0	0	0	0	0	566	0	0	62	0	0
SUNY COLLEGE POTSDAM	103	0	0	0	0	0	83	0	0	20	0	0
SUNY COLLEGE UTICA	118	0	0	0	0	0	118	0	0	0	0	0

SEE FOOTNOTES AT END OF TABLE.



(DOLLARS IN THOUSANDS)

STATE & INSTITUTION	TOTAL	USOA	COM	ODD	DOE-	EPA	HEW	INT	NASA	NSF	DOT	OTHER*
<b>NEW YORK, CONT'D</b>												
SUNY COLUMBIA GREENE COL	82	0	0	0	0	0	82	0	0	0	0	0
SUNY CORNING CNTY COLLEGE	213	0	0	0	0	0	213	0	0	0	0	0
SUNY DOWNSTATE MED CTR	8,111	0	0	77	0	0	3,034	0	0	0	0	0
SUNY DUTCHESS CNTY COL	398	0	0	0	0	0	186	0	0	212	0	0
SUNY ERIE CNTY COLLEGE	918	0	0	0	0	0	918	0	0	0	0	0
SUNY FASHION INST TECH	648	0	0	0	0	0	648	0	0	0	0	0
SUNY FULTON MONT CNTY COL	111	0	0	0	0	0	111	0	0	0	0	0
SUNY GENESEE CNTY COLLEGE	365	0	0	0	0	0	365	0	0	0	0	0
SUNY MERKIMER CO CNTY COL	108	0	0	0	0	0	108	0	0	0	0	0
SUNY HUOSSON VAL CNTY COL	533	0	0	0	0	0	533	0	0	0	0	0
SUNY JAMESTOWN CNTY COL	274	0	0	0	0	0	237	0	0	37	0	0
SUNY JEFFERSON CNTY COL	89	0	0	0	0	0	89	0	0	0	0	0
SUNY MARITIME COLLEGE	4	0	0	0	0	0	4	0	0	0	0	0
SUNY MOMAWK VAL CNTY COL	436	0	0	0	0	0	436	0	0	0	0	0
SUNY MONROE CNTY COLLEGE	481	0	0	0	0	0	481	0	0	0	0	0
SUNY MASSAU CNTY COLLEGE	394	0	0	0	0	0	394	0	0	0	0	0
SUNY NIAGARA CNTY COL	269	0	0	0	0	0	269	0	0	0	0	0
SUNY NORTH CNTRY CNTY COL	202	0	0	0	0	0	202	0	0	0	0	0
SUNY ONONDAGA CNTY COL	386	0	0	0	0	0	386	0	0	0	0	0
SUNY ORANGE CNTY CNTY COL	284	0	0	0	0	0	284	0	0	0	0	0
SUNY REGENTS EXTNL DEGREE	313	0	0	0	0	0	313	0	0	0	0	0
SUNY ROCKLAND CNTY COL	721	0	0	0	0	0	721	0	0	0	0	0
SUNY SCHENECTADY CNTY CC	55	0	0	0	0	0	55	0	0	0	0	0
SUNY ST COL OF OPTOMETRY	247	0	0	0	0	0	247	0	0	0	0	0
SUNY SUFFOLK CO CNTY COL	613	0	0	0	0	0	613	0	0	0	0	0
SUNY SULLIVAN CO CNTY COL	195	0	0	0	0	0	195	0	0	0	0	0
SUNY SYSTEM OFFICE	14,414	7	42	0	0	0	14,003	57	0	305	0	0
SUNY TOMPKINS CORTLAND CC	173	0	0	0	0	0	173	0	0	0	0	0
SUNY ULSTER CNTY CNTY COL	134	0	0	0	0	0	134	0	0	0	0	0
SUNY UPSTATE MEDICAL CTR	6,784	0	0	0	0	0	6,610	0	20	154	0	0
SUNY WESTCHESTER CNTY COL	189	0	0	0	0	0	167	0	0	22	0	0
SYRACUSE UNIVERSITY	14,956	208	0	3,582	393	630	7,285	0	154	1,920	0	760
Touro COLLEGE	801	0	0	0	0	0	801	0	0	0	0	0
TROCAIRE COLLEGE	130	0	0	0	0	0	130	0	0	0	0	0
UNION COLLEGE (NY)	451	0	0	0	0	0	392	0	0	59	0	0
UNION THEOL SEMINARY (NY)	16	0	0	0	0	0	16	0	0	0	0	0
UNIVERSITY OF ROCHESTER	43,663	0	0	1,027	6,455	44	31,216	0	83	4,838	0	0
VASSAR COLLEGE	753	0	0	0	22	0	656	0	0	75	0	0
VILLA MARIA COL BUFFALO	46	0	0	0	0	0	46	0	0	0	252	0
VOORHEES TECH INST	252	0	0	0	0	0	0	0	0	0	0	0
WADSWORTH MALL	7	0	0	0	0	0	7	0	0	0	0	0
WAGNER COLLEGE	406	0	0	0	0	0	399	0	0	7	0	0
WEBB INST OF NAVAL ARCH	37	0	33	0	0	0	4	0	0	0	0	0
WELLS COLLEGE	102	0	0	0	0	0	102	0	0	0	0	0
YESHIVA BETH SHEAR RABB INST	84	0	0	0	0	0	84	0	0	0	0	0
YESHIVA BETH HILLEL KRSHA	16	0	0	0	0	0	16	0	0	0	0	0
YESHIVA KIBBUTZ TASHBAR	8	0	0	0	0	0	8	0	0	0	0	0
YESHIVA UNIVERSITY	43,678	0	0	0	0	0	42,638	0	0	1,040	0	0
YESHIVATH ZICHRON MOSHE	37	0	0	0	0	0	37	0	0	0	0	0
<b>NORTH CAROLINA, TOTAL</b>	<b>187,494</b>	<b>18,072</b>	<b>1,216</b>	<b>2,826</b>	<b>3,544</b>	<b>4,085</b>	<b>140,704</b>	<b>1,189</b>	<b>1,050</b>	<b>11,688</b>	<b>168</b>	<b>2,852</b>
APPALACHIAN ST UNIVERSITY	1,980	0	0	0	17	0	1,097	0	0	66	0	800
ASHEVL BUNCOMBE TECH INST	68	0	0	0	0	0	68	0	0	0	0	0
ATLANTIC CHRISTIAN COL	293	0	0	0	0	0	293	0	0	0	0	0
BARBER-SCOTIA COLLEGE	1,433	0	0	0	0	0	1,317	0	0	116	0	0
BEAUFORT COUNTY TECH-INST	176	0	0	0	0	0	176	0	0	0	0	0
BELMONT ABBEY COLLEGE	79	0	0	0	0	0	79	0	0	0	0	0
BENNETT COLLEGE (NC)	1,458	0	0	0	0	0	1,239	0	0	219	0	0
BLUE RIDGE TECHNICAL INST	170	0	0	0	0	0	170	0	0	0	0	0
BREVARO COLLEGE	47	0	0	0	0	0	47	0	0	0	0	0
CALDWELL CC AND TECH INST	197	0	0	0	0	0	197	0	0	0	0	0
CAMPBELL UNIVERSITY	339	0	0	0	0	0	339	0	0	0	0	0
CAPE FEAR TECHNICAL INST	103	0	0	0	0	0	103	0	0	0	0	0
CARTERET TECHNICAL INST	22	0	0	0	0	0	22	0	0	0	0	0
CATAMBA COLLEGE	107	0	0	0	0	0	107	0	0	0	0	0
CATAMBA VALLEY TECH INST	26	0	0	0	0	0	26	0	0	0	0	0
CENTRAL CAROLINA TECH INS	36	0	0	0	0	0	36	0	0	0	0	0
CENTRAL PIEDMONT CNTY COL	128	0	0	0	0	0	128	0	0	0	0	0
CONWAN COLLEGE	465	0	0	0	0	0	465	0	0	0	0	0
COASTAL CAROLINA CNTY COL	77	0	0	0	0	0	77	0	0	0	0	0
COLLEGE OF THE ALBEMARLE	14	0	0	0	0	0	14	0	0	0	0	0
CRAVEN COMMUNITY COLLEGE	104	0	0	0	0	0	104	0	0	0	0	0
DAVIDSON COLLEGE	55	0	0	0	0	0	55	0	0	0	0	0
DAVIDSON COUNTY CNTY COL	42	0	0	0	0	0	42	0	0	0	0	0
DUKE UNIVERSITY	51,668	105	0	1,388	1,951	928	42,521	0	205	4,559	0	11
DURHAM COLLEGE	202	0	0	0	0	0	202	0	0	0	0	0
DURHAM TECHNICAL INST	228	0	0	0	0	0	228	0	0	0	0	0
EAST CAROLINA UNIVERSITY	3,247	0	0	0	17	37	2,763	0	0	430	0	0
EDGEcombe TECHNICAL INST	36	0	0	0	0	0	36	0	0	0	0	0
ELIZABETH CITY STATE UNIV	2,089	0	0	0	0	0	2,089	0	0	0	0	0
ELON COLLEGE	193	0	0	0	0	0	193	0	0	0	0	0
FAYETTEVILLE STATE UNIV	671	0	0	0	0	0	671	0	0	0	0	0
FAYETTEVILLE TECH INST	213	0	0	0	0	0	213	0	0	0	0	0
FORSYTH TECHNICAL INST	32	0	0	0	0	0	32	0	0	0	0	0
GARDNER-WEBB COLLEGE	174	0	0	0	0	0	174	0	0	0	0	0
GASTON COLLEGE	44	0	0	0	0	0	44	0	0	0	0	0
GREENSBORO COLLEGE	374	0	0	0	0	0	374	0	0	0	0	0
GUILFORD COLLEGE	78	0	0	0	0	0	78	0	0	0	0	0
GUILFORD TECHNICAL INST	215	0	0	0	0	0	215	0	0	0	0	0
HALIFAX CNTY COLLEGE	160	0	0	0	0	0	160	0	0	0	0	0
HAMILTON COLLEGE	141	0	0	0	0	0	141	0	0	0	0	0
HAYWOOD TECHNICAL INST	19	0	0	0	0	0	19	0	0	0	0	0
HIGH POINT COLLEGE	106	0	0	0	0	0	106	0	0	0	0	0
ISOTHERMAL COMMUNITY COL	57	0	0	0	0	0	57	0	0	0	0	0
JAMES SPURNT INSTITUTE	276	0	0	0	0	0	276	0	0	0	0	0
JOHNSON C SMITH UNIV	1,016	0	0	0	0	0	1,001	0	0	15	0	0

SEE FOOTNOTES AT END OF TABLE.



(DOLLARS IN THOUSANDS)

STATE & INSTITUTION	TOTAL	USDA	COM	ODD	DOE	EPA	HEW	INT	NSA	NSF	DOT	OTHER*
NORTH CAROLINA, CONT'D												
JOHNSTON TECH INST	6	0	0	0	0	0	6	0	0	0	0	0
KING'S COLLEGE-CHARLOTTE	61	0	0	0	0	0	61	0	0	0	0	0
LEES-MCRAE COLLEGE	76	0	0	0	0	0	76	0	0	0	0	0
LENDIR COMMUNITY COLLEGE	399	0	0	0	0	0	399	0	0	0	0	0
LENDIR-RHYNE COLLEGE	158	0	0	0	0	0	158	0	0	0	0	0
LIVINGSTONE COLLEGE	1,917	0	0	0	0	0	1,917	0	0	0	0	0
LOUISBURG COLLEGE	112	0	0	0	0	0	112	0	0	0	0	0
MARS HILL COLLEGE	444	0	0	0	0	0	444	0	0	0	0	0
MARTIN COMMUNITY COLLEGE	252	0	0	0	0	0	252	0	0	0	0	0
MAYLAND TECHNICAL INST	2	0	0	0	0	0	0	0	0	2	0	0
MCODJEL TECHNICAL INST	24	0	0	0	0	0	24	0	0	0	0	0
MEREDITH COLLEGE	80	0	0	0	0	0	80	0	0	0	0	0
METHODIST COLLEGE	136	0	0	0	0	0	136	0	0	0	0	0
MITCHELL COMMUNITY COL	88	0	0	0	0	0	88	0	0	0	0	0
MONTREAT-ANDERSON COLLEGE	43	0	0	0	0	0	43	0	0	0	0	0
MOUNT OLIVE COLLEGE	57	0	0	0	0	0	57	0	0	0	0	0
N C SCHOOL OF THE ARTS	36	0	0	0	0	0	36	0	0	0	0	0
N C STATE UNIV AT RALEIGH	26,535	15,044	32	702	736	1,355	3,076	965	517	42,079	0	2,029
NASH TECHNICAL INSTITUTE	19	0	0	0	0	0	19	0	0	0	0	0
NC AG & TECH STATE UNIV	4,409	2,421	0	0	72	80	1,363	0	252	137	84	0
NORTH CARO WESLEYAN COL	355	0	0	0	0	0	355	0	0	0	0	0
NORTH CAROLINA CHTRL UNIV	2,564	3	0	0	50	0	2,334	0	40	87	50	0
PEACE COLLEGE	26	0	0	0	0	0	26	0	0	0	0	0
PEMBROKE STATE UNIVERSITY	1,094	0	0	0	0	0	1,094	0	0	0	0	0
PFEIFFER COLLEGE	109	0	0	0	0	0	109	0	0	0	0	0
PLTT TECHNICAL INSTITUTE	455	0	0	0	0	0	455	0	0	0	0	0
QUEENS COLLEGE	13	0	0	0	0	0	13	0	0	0	0	0
RANDOLPH TECHNICAL INST	21	0	0	0	0	0	21	0	0	0	0	0
RICHMOND TECHNICAL INST	61	0	0	0	0	0	61	0	0	0	0	0
ROCKINGHAM COMMUNITY COL	18	0	0	0	0	0	18	0	0	0	0	0
ROMAN TECHNICAL INSTITUTE	32	0	0	0	0	0	32	0	0	0	0	0
SACRED HEART COLLEGE	18	0	0	0	0	0	18	0	0	0	0	0
SALEM COLLEGE	35	0	0	0	0	0	24	0	0	11	0	0
SAMPSON TECHNICAL INST	70	0	0	0	0	0	70	0	0	0	0	0
SANDHILLS COMMUNITY COL	225	0	0	0	0	0	225	0	0	0	0	0
SHAW UNIVERSITY	291	54	0	0	0	0	237	0	0	0	0	0
SOUTHEASTERN CNTY COL (NCR)	432	0	0	0	0	0	432	0	0	0	0	0
SOUTHWESTERN TECH INST	205	0	0	0	0	0	205	0	0	0	0	0
ST ANDREWS PRESBY COL	105	0	0	0	0	0	99	0	0	6	0	0
ST AUGUSTINES COLLEGE	1,924	0	100	0	0	0	1,806	0	0	18	0	0
ST MARY'S COLLEGE	5	0	0	0	0	0	5	0	0	0	0	0
SURRY COMMUNITY COLLEGE	62	0	0	0	0	0	62	0	0	0	0	0
TECH INST OF ALAMANCE	35	0	0	0	0	0	35	0	0	0	0	0
UNIV OF N C AT ASHEVILLE	36	0	0	0	0	0	36	0	0	0	0	0
UNIV OF N C AT CHARLOTTE	798	0	0	13	0	0	695	0	0	90	0	0
UNIV OF N C AT GREENSBORO	1,091	0	0	0	0	0	991	0	36	64	0	0
UNIV OF N C AT WILMINGTON	354	0	0	59	0	0	243	0	0	52	0	0
UNIV OF N C SYS OFF	2,230	0	1,034	0	0	324	726	0	0	112	34	0
UNIV OF NC AT CHAPEL HILL	57,428	445	0	764	649	1,311	50,498	224	0	3,525	0	12
WAKE FOREST UNIVERSITY	8,957	0	0	0	52	50	8,822	0	0	33	0	0
WAKE TECHNICAL COLLEGE	78	0	0	0	0	0	78	0	0	0	0	0
WARREN WILSON COLLEGE	502	0	0	0	0	0	502	0	0	0	0	0
WAYNE COMMUNITY COLLEGE	447	0	0	0	0	0	447	0	0	0	0	0
WESTERN CAROLINA UNIV	1,044	0	50	0	0	0	927	0	0	67	0	0
WESTERN PIEDMONT CNTY COL	458	0	0	0	0	0	158	0	0	0	0	0
WILKES COMMUNITY COLLEGE	93	0	0	0	0	0	93	0	0	0	0	0
WILSON COUNTY TECH INST	459	0	0	0	0	0	459	0	0	0	0	0
WINGATE COLLEGE	182	0	0	0	0	0	182	0	0	0	0	0
WINSTON-SALEM STATE UNIV	1,970	0	0	0	0	0	1,970	0	0	0	0	0
NORTH DAKOTA, TOTAL												
	18,372	3,730	92	63	1,481	0	9,272	2,122	0	612	0	0
BISHOPCK JUNIOR COLLEGE	449	0	0	0	0	0	449	0	0	0	0	0
DICKINSON STATE COLLEGE	99	0	0	0	0	0	99	0	0	0	0	0
JAMESTOWN COLLEGE	622	0	0	0	0	0	622	0	0	0	0	0
LAKE REGION JUNIOR COL	328	0	0	0	0	0	328	0	0	0	0	0
COLLEGE	981	0	0	0	0	0	981	0	0	0	0	0
MAYVILLE STATE COLLEGE	69	0	0	0	0	0	69	0	0	0	0	0
MINOT STATE COLLEGE	277	0	0	0	0	0	277	0	0	0	0	0
N DAK STATE SCHOOL SCI	218	0	0	0	0	0	218	0	0	0	0	0
NORTH DAKOTA STATE UNIV	6,105	3,897	92	63	0	0	1,288	424	0	341	0	0
STANDNG ROCK CNTY COL	438	0	0	0	0	0	438	0	0	0	0	0
TRINITY BIBLE INSTITUTE	72	0	0	0	0	0	72	0	0	0	0	0
TURTLE MOUNTAIN COMM COL	457	0	0	0	0	0	457	0	0	0	0	0
UNIVERSITY OF N DAKOTA	8,149	833	0	0	1,481	0	3,866	1,698	0	271	0	0
VALLEY CITY STATE COLLEGE	108	0	0	0	0	0	108	0	0	0	0	0
OHIO, TOTAL												
	185,315	12,726	281	21,290	3,476	5,944	122,109	876	4,046	11,804	744	1,022
ANTIOCH UNIVERSITY	612	0	0	0	0	0	547	0	0	65	0	0
ART ACADEMY OF CINCINNATI	5	0	0	0	0	0	5	0	0	0	0	0
ASHLAND COLLEGE	474	0	0	0	0	0	474	0	0	0	0	0
ATHENAEUM OF OHIO	1	0	0	0	0	0	1	0	0	0	0	0
BALDWIN-WALLACE COLLEGE	668	0	0	0	0	0	668	0	0	0	0	0
BELMONT TECHNICAL COLLEGE	2	0	0	0	0	0	2	0	0	0	0	0
BLUFFTON COLLEGE	173	0	0	0	0	0	173	0	0	0	0	0
BOWLING GREEN STATE UNIV	2,543	7	0	45	18	0	2,177	0	0	247	57	2
CAPITAL UNIVERSITY	452	0	0	0	0	0	409	0	0	23	0	0
CASE WESTERN RESERVE UNIV	37,706	7	101	1,081	1,412	202	29,446	71	1,248	4,090	0	48
CEDARVILLE COLLEGE	92	0	0	0	0	0	92	0	0	0	0	0
CENTRAL OHIO TECH COL	23	9	0	0	0	0	14	0	0	0	0	0
CENTRAL STATE UNIVERSITY	1,429	0	0	0	0	31	1,261	0	0	28	109	0
CHATFIELD COLLEGE	83	0	0	0	0	0	83	0	0	0	0	0
CINCINNATI BIBLE SEMINARY	38	0	0	0	0	0	38	0	0	0	0	0
CINCINNATI TECHNICAL INSS	88	0	0	0	0	0	88	0	0	0	0	0
CIRCLEVILLE BIBLE COLLEGE	38	0	0	0	0	0	38	0	0	0	0	0
CLARK TECHNICAL COLLEGE	98	0	0	0	0	0	98	0	0	0	0	0

SEE FOOTNOTES AT END OF TABLE.



(DOLLARS IN THOUSANDS)

STATE & INSTITUTION	TOTAL	USDA	CON	DOD	DOE	EPA	HEW	INT	NASA	NSF	DOT	OTHER*
OHIO, CONT'D												
CLEVELAND INST OF ART	75	0	0	0	0	0	75	0	0	0	0	0
CLEVELAND INST OF MUSIC	43	0	0	0	0	0	43	0	0	0	0	0
CLEVELAND STATE UNIV	963	0	0	0	0	0	750	0	203	10	0	0
COL MT ST JOSEPH-ON-OHIO	195	0	0	0	0	0	174	0	0	21	0	0
COL OF STEUBENVILLE	202	0	0	0	0	0	202	0	0	0	0	0
COLLEGE OF WOOSTER	228	0	0	0	0	0	192	0	0	36	0	0
COLUMBUS COL ART & DESIGN	134	0	0	0	0	0	134	0	0	0	0	0
COLUMBUS TECHNICAL INST	115	0	0	0	0	0	115	0	0	0	0	0
CUYAHOGA CNTY COL DIST	1,377	0	0	0	0	0	1,377	0	0	0	0	0
DAVIS JUNIOR COLLEGE	52	0	0	0	0	0	52	0	0	0	0	0
DEFIANCE COLLEGE	247	0	0	0	0	0	247	0	0	0	0	0
DENISON UNIVERSITY	111	0	0	0	17	0	68	0	0	26	0	0
DYKE COLLEGE	349	0	0	0	0	0	349	0	0	0	0	0
EDGECLIFF COLLEGE	54	0	0	0	0	0	54	0	0	0	0	0
FINDLAY COLLEGE	381	0	0	0	0	0	381	0	0	0	0	0
FRANKLIN UNIVERSITY	131	0	0	0	0	0	131	0	0	0	0	0
MEIOELBERG COLLEGE	163	0	0	0	0	32	117	0	0	14	0	0
MIRAM COLLEGE	97	0	0	0	0	0	97	0	0	0	0	0
MOCKING TECHNICAL COLLEGE	154	0	0	0	0	0	154	0	0	0	0	0
JEFFERSON TECHNICAL COL	8	0	0	0	0	0	8	0	0	0	0	0
JOHN CARROLL UNIVERSITY	305	0	0	70	0	0	223	0	0	12	0	0
KENT STATE UNIVERSITY	6,612	0	0	26	54	0	5,907	0	27	598	0	0
KENYON COLLEGE	62	0	0	15	0	0	44	0	0	3	0	0
KETTERING COLL MED-ARTS	19	0	0	0	0	0	19	0	0	0	0	0
LAKE ERIE COLLEGE	52	0	0	0	0	0	52	0	0	0	0	0
LAKELAND COMMUNITY COL	98	0	0	0	0	0	98	0	0	0	0	0
LIMA TECHNICAL COLLEGE	70	0	0	0	0	0	70	0	0	0	0	0
LORAIN COUNTY CNTY COL	41	0	0	0	0	0	41	0	0	0	0	0
LOURDES COLLEGE	4	0	0	0	0	0	4	0	0	0	0	0
MALONE COLLEGE	98	0	0	0	0	0	98	0	0	0	0	0
MARIETTA COLLEGE	138	0	0	0	0	0	121	0	0	17	0	0
MARION TECHNICAL COLLEGE	34	0	0	0	0	0	34	0	0	0	0	0
MED COL OF OHIO AT TOLEDO	4,118	0	0	0	0	0	4,118	0	0	0	0	0
MIAMI UNIVERSITY (OHIO)	1,481	0	0	256	0	76	768	0	90	291	0	0
MIAMI-JACOBS JR COL BUS	38	0	0	0	0	0	38	0	0	0	0	0
MICHAEL J OWENS TECH COL	222	0	0	0	0	0	222	0	0	0	0	0
MIDDLETON BUSINESS COLL	221	0	0	0	0	0	221	0	0	0	0	0
MOUNT UNION COLLEGE	189	0	0	0	0	0	165	0	0	24	0	0
MT YEPHON NAZARENE COL	290	0	0	0	0	0	290	0	0	0	0	0
MUSKINGUM AREA TECH COL	42	0	0	0	0	0	35	0	0	7	0	0
MUSKINGUM COLLEGE	94	0	0	0	0	0	59	0	7	28	0	0
NE OHIO UNIVS MED SCHOOL	1,253	0	0	0	0	0	1,253	0	0	0	0	0
NORTH CENTRAL TECH COL	29	0	0	0	0	0	29	0	0	0	0	0
NOTRE DAME COLLEGE (OH)	69	0	0	0	0	0	42	0	0	27	0	0
OSBERLIN COLLEGE	832	0	0	0	0	0	674	0	0	158	0	0
OHIO COL OF PODIATRIC MED	689	0	0	0	0	0	689	0	0	0	0	0
OHIO-DOMINICAN COLLEGE	149	0	0	0	0	0	149	0	0	0	0	0
OHIO INST OF TECHNOLOGY	147	0	0	0	0	0	147	0	0	0	0	0
OHIO NORTHERN UNIVERSITY	326	0	0	0	0	0	326	0	0	0	0	0
OHIO STATE UNIVERSITY	56,271	12,701	180	3,757	1,070	2,474	28,406	790	1,241	4,762	19	871
OHIO UNIVERSITY	3,386	2	0	225	173	0	2,026	0	110	328	522	0
OHIO WESLEYAN UNIVERSITY	382	0	0	18	0	0	347	0	0	0	0	17
OTTERBEIN COLLEGE	122	0	0	0	0	0	122	0	0	0	0	0
PAYNE THEOLOGICAL SEM	50	0	0	0	0	0	50	0	0	0	0	0
PONTIFICAL COL JOSEPHINUM	12	0	0	0	0	0	12	0	0	0	0	0
RABBINICAL COL OF TELSHE	28	0	0	0	0	0	28	0	0	0	0	0
RIO GRANDE COLLEGE	654	0	0	0	0	0	654	0	0	0	0	0
SHANNEE STATE CNTY COLL	14	0	0	0	0	0	14	0	0	0	0	0
SINCLAIR COMMUNITY COL	310	0	0	0	0	0	310	0	0	0	0	0
STARK TECHNICAL INSTITUTE	15	0	0	0	0	0	0	0	0	15	0	0
STHRN ST GEN TECH COLLEGE	8	0	0	0	0	0	8	0	0	0	0	0
TIFFIN UNIVERSITY	29	0	0	0	0	0	29	0	0	0	0	0
UNION OF EXPR COL & UNIV	776	0	0	0	0	0	776	0	0	0	0	0
UNIVERSITY OF AKRON	1,252	0	0	98	0	124	629	0	52	349	0	0
UNIVERSITY OF CINCINNATI	28,073	0	0	1,208	329	2,527	22,693	0	248	1,068	0	0
UNIVERSITY OF DAYTON	15,560	0	0	14,031	303	139	751	0	186	113	37	0
UNIVERSITY OF TOLEDO	1,242	0	0	0	39	3	623	0	284	209	0	84
URBANA COLLEGE	297	0	0	0	0	0	297	0	0	0	0	0
URSULINE COLLEGE	106	0	0	0	0	0	106	0	0	0	0	0
WALSH COLLEGE	63	0	0	0	0	0	63	0	0	0	0	0
WILBERFORCE UNIVERSITY	1,648	0	0	0	0	0	1,555	0	0	33	0	0
WILMINGTON COLLEGE	141	0	0	0	0	0	122	0	0	19	0	0
WITTENBERG UNIVERSITY	275	0	0	13	0	0	240	0	0	22	0	0
WRIGHT STATE UNIVERSITY	5,862	0	0	447	61	333	4,579	15	350	77	0	0
XAVIER UNIVERSITY	381	0	0	0	0	0	370	0	0	11	0	0
YOUNGSTOWN ST UNIVERSITY	1,042	0	0	0	0	0	1,029	0	0	13	0	0
OKLAHOMA, TOTAL												
BACOME COLLEGE	634	0	0	0	0	0	454	0	0	180	0	0
BARTLESVILLE WESLEYAN COL	87	0	0	0	0	0	87	0	0	0	0	0
BETHANY NAZARENE COLLEGE	377	0	0	0	0	0	377	0	0	0	0	0
CAMERON UNIVERSITY	253	0	0	0	0	0	253	0	0	0	0	0
CARL ALBERT JUNIOR COL	535	0	0	0	0	0	535	0	0	0	0	0
CENTRAL STATE UNIV (OK)	500	0	0	0	0	0	500	0	0	0	0	0
CLAREMORE JUNIOR COLLEGE	404	0	0	0	0	0	404	0	0	0	0	0
CONNORS STATE COLLEGE	482	0	0	0	0	0	482	0	0	0	0	0
EAST CENTRAL OKLA ST UNIV	961	0	125	0	0	21	815	0	0	0	0	0
EASTERN OKLA STATE COL	89	0	0	0	0	0	89	0	0	0	0	0
EL RENO JUNIOR COLLEGE	220	0	0	0	0	0	220	0	0	0	0	0
HILLSDALE F-W-BAPTIST COL	30	0	0	0	0	0	30	0	0	0	0	0
LANGSTON UNIVERSITY	2,087	1,183	0	0	0	55	849	0	0	0	0	0
MIDWEST CHRISTIAN COLLEGE	26	0	0	0	0	0	26	0	0	0	0	0
MURRAY STATE COLLEGE	200	0	0	0	0	0	176	0	24	0	0	0
NORTHEASTERN OKLA AGM COL	81	0	0	0	0	0	81	0	0	0	0	0
NORTHEASTERN OKLA ST UNIV	714	0	0	0	0	0	714	0	0	0	0	0
NORTHERN OKLAHOMA COLLEGE	66	0	0	0	0	0	66	0	0	0	0	0

SEE FOOTNOTES AT END OF TABLE.

(DOLLARS IN THOUSANDS)

STATE & INSTITUTION	TOTAL	USDA	COM	DDD	DOE	EPA	HEW	INT	NASA	NSF	DOT	OTHER
OKLAHOMA, CONT'D												
NORTHWESTERN OKLA ST UNIV	152	0	0	0	0	0	89	0	0	57	0	0
OKLA COL OSTED MED & SURG	628	0	0	0	0	0	628	0	0	0	0	0
OKLA PANHANDLE STATE UNIV	76	0	0	0	0	0	76	0	0	0	0	0
OKLAHOMA BAPTIST UNIV	382	0	0	0	0	0	382	0	0	0	0	0
OKLAHOMA CHRISTIAN COL	257	0	0	0	0	0	257	0	0	0	0	0
OKLAHOMA CITY UNIVERSITY	120	0	0	0	0	0	120	0	0	0	0	0
OKLAHOMA STATE UNIVERSITY	13,567	7,059	15	1,904	303	364	2,238	354	639	645	0	46
ORAL ROBERTS UNIVERSITY	423	0	0	0	0	0	423	0	0	0	0	0
OSCAR ROSE JUNIOR COLLEGE	235	0	0	0	0	0	225	0	0	10	0	0
PHILLIPS UNIVERSITY	184	0	0	0	0	0	184	0	0	0	0	0
SAYRE JUNIOR COLLEGE	4	0	0	0	0	0	4	0	0	0	0	0
SEMINOLE JUNIOR COL (OK)	205	0	0	0	0	0	205	0	0	0	0	0
SOUTH OKLA CTY JR COLLEGE	69	0	0	0	0	0	45	0	0	24	0	0
SOUTHEASTERN OKLA ST UNIV	944	0	0	0	0	0	784	0	160	0	0	0
SOUTHWESTERN OKLA ST UNIV	629	0	0	0	0	0	602	0	0	27	0	0
ST GREGORYS COLLEGE	104	0	0	0	0	0	104	0	0	0	0	0
TULSA JUNIOR COLLEGE	121	0	0	0	0	0	121	0	0	0	0	0
UNIV OF OKLA HLTH SCI CTR	8,017	33	0	10	0	0	7,924	0	43	7	0	0
UNIV OF OKLA SYS OFF	1,609	1	136	0	0	30	0	184	0	1,155	109	0
UNIV OF OKLAHOMA NORMAN	4,997	0	0	370	171	419	3,685	139	133	10	0	80
UNIV SCI & ARTS OF OKLA	149	0	0	0	0	0	149	0	0	0	0	0
UNIVERSITY OF TULSA	807	0	0	0	232	0	471	33	0	71	0	0
WESTRN OKLAHOMA STATE COL	57	0	0	0	0	0	57	0	0	0	0	0
<b>OREGON, TOTAL</b>	<b>70,016</b>	<b>6,257</b>	<b>2,686</b>	<b>2,542</b>	<b>1,399</b>	<b>1,330</b>	<b>42,268</b>	<b>465</b>	<b>957</b>	<b>11,713</b>	<b>0</b>	<b>399</b>
BLUE MOUNTAIN CHTY COL	53	0	0	0	0	0	53	0	0	0	0	0
CENTRAL OREGON CHTY COL	177	0	0	0	0	0	177	0	0	0	0	0
CHEMOKETA COMMUNITY COL	174	0	0	0	0	0	174	0	0	0	0	0
CLACKAMUS COMMUNITY COL	96	0	0	0	0	0	96	0	0	0	0	0
CLATSOP COMMUNITY COLLEGE	13	0	0	0	0	0	13	0	0	0	0	0
COLEGIO CESAR CHAVEZ	330	0	0	0	0	0	330	0	0	0	0	0
COLUMBIA CHRISTIAN COL	44	0	0	0	0	0	44	0	0	0	0	0
CONCORDIA COLLEGE (ORE)	71	0	0	0	0	0	71	0	0	0	0	0
EASTERN OREGON ST COLLEGE	371	22	30	0	0	0	300	0	0	19	0	0
GEORGE FOX COLLEGE	180	0	0	0	0	0	180	0	0	0	0	0
JUDSON BAPTIST COL	35	0	0	0	0	0	35	0	0	0	0	0
LANE COMMUNITY COLLEGE	373	0	0	0	0	0	373	0	0	0	0	0
LEWIS & CLARK COLLEGE	437	1	0	0	0	0	226	0	0	210	0	0
LINFIELD COLLEGE	300	0	0	0	0	0	300	0	0	0	0	0
LINN BENTON COMMUNITY COL	329	0	0	0	0	72	257	0	0	0	0	0
MARYLMURST EDUCATION CTR	12	0	0	0	0	0	12	0	0	0	0	0
MT HODO COMMUNITY COLLEGE	188	0	0	0	0	0	188	0	0	0	0	0
MULTNOMAH SCHOOL OF BIBLE	58	0	0	0	0	0	58	0	0	0	0	0
MUSEUM ART SCHOOL	66	0	0	0	0	0	66	0	0	0	0	0
NORTHWEST CHRISTIAN COL	29	0	0	0	0	0	29	0	0	0	0	0
OREG ST HIGHER ED SYS OFF	101	0	0	0	0	0	101	0	0	0	0	0
OREGON COLLEGE OF EDUC	2,120	0	0	0	0	0	2,048	0	0	72	0	0
OREGON GRADUATE CENTER	1,180	0	0	164	0	68	480	19	90	359	0	0
OREGON INSTITUTE OF TECH	549	0	0	0	214	0	319	0	0	16	0	0
OREGON STATE UNIVERSITY	28,022	6,232	2,589	1,821	951	1,060	6,432	446	645	7,437	0	399
PACIFIC UNIVERSITY	447	0	0	0	0	0	447	0	0	0	0	0
PORTLAND COMMUNITY COL	219	0	0	0	0	0	219	0	0	0	0	0
PORTLAND STATE UNIVERSITY	3,505	0	0	123	0	75	3,097	0	0	208	0	0
REED COLLEGE	442	0	0	0	0	0	287	0	0	155	0	0
ROGUE COMMUNITY COLLEGE	19	0	0	0	0	0	19	0	0	0	0	0
SOUTHERN OREGON ST COL	295	0	0	0	0	0	222	0	0	73	0	0
SOUTHWESTERN OREG CHTY COL	48	0	0	0	0	0	48	0	0	0	0	0
TREASURE VALLEY CHTY COL	31	0	0	0	0	0	31	0	0	0	0	0
UMPUVA COMMUNITY COLLEGE	38	0	0	0	0	0	38	0	0	0	0	0
UNIV OREGON HLTH SCI CTR	14,972	0	0	154	0	55	14,602	0	23	138	0	0
UNIVERSITY OF OREGON MAIN	14,105	0	67	280	234	0	10,299	0	199	3,026	0	0
UNIVERSITY OF PORTLAND	339	0	0	0	0	0	339	0	0	0	0	0
WARNER PACIFIC COLLEGE	73	0	0	0	0	0	73	0	0	0	0	0
WESTERN BAPTIST COLLEGE	25	0	0	0	0	0	25	0	0	0	0	0
WILLAMETTE UNIVERSITY	137	0	0	0	0	0	137	0	0	0	0	0
WESTRN STATES CHIDPRCTC C	23	0	0	0	0	0	23	0	0	0	0	0
<b>PENNSYLVANIA, TOTAL</b>	<b>300,413</b>	<b>13,601</b>	<b>423</b>	<b>29,129</b>	<b>11,397</b>	<b>2,960</b>	<b>203,800</b>	<b>2,412</b>	<b>3,915</b>	<b>31,012</b>	<b>595</b>	<b>1,169</b>
ALBRIGHT COLLEGE	117	0	0	0	0	0	117	0	0	0	0	0
ALLEGHENY COLLEGE	190	0	0	0	0	2	147	0	0	41	0	0
ALLENTOWN C ST FR DESALES	106	0	0	0	0	0	106	0	0	0	0	0
ALLIANCE COLLEGE	190	0	0	0	0	0	190	0	0	0	0	0
ALVERNIA COLLEGE	40	0	0	0	0	0	40	0	0	0	0	0
BAPTIST BIBLE COL OF PA	88	0	0	0	0	0	88	0	0	0	0	0
BEAVER COLLEGE	167	0	0	0	0	0	140	0	0	27	0	0
BLOOMSBURG STATE COLLEGE	692	0	0	0	0	0	692	0	0	0	0	0
BRYN MAWR COLLEGE	711	0	0	0	0	0	474	0	0	237	0	0
BUCKNELL UNIVERSITY	467	0	29	0	0	0	360	0	16	62	0	0
BUCKS COUNTY CHTY COL	271	0	0	0	0	0	271	0	0	0	0	0
BUTLER COUNTY CHTY COL	67	0	0	0	0	0	67	0	0	0	0	0
CABRINI COLLEGE	49	0	0	0	0	0	49	0	0	0	0	0
CALIFORNIA STATE COLLEGE	408	0	0	0	0	0	408	0	0	0	0	0
CARLOW COLLEGE	335	0	0	0	0	0	335	0	0	0	0	0
CARNEGIE-MELLON UNIV	17,962	0	55	5,233	2,679	38	4,134	108	123	5,507	0	85
CEDAR CREST COLLEGE	98	0	0	0	0	0	98	0	0	0	0	0
CHATHAM COLLEGE	185	0	0	0	0	0	86	0	0	99	0	0
CHESTNUT HILL COLLEGE	78	0	0	0	0	0	78	0	0	0	0	0
CHEYNEY STATE COLLEGE	1,279	0	0	0	0	0	1,027	0	0	252	0	0
CLARION STATE COLLEGE	706	0	0	0	0	0	609	0	0	37	0	0
CHTY COL ALLEGHENY COUNTY	728	0	0	0	0	0	717	0	0	11	0	0
CHTY COL OF BEAVER COUNTY	148	0	0	0	0	0	148	0	0	0	0	0
CHTY COL OF DELAWARE CO	443	0	0	0	0	0	443	0	0	0	0	0
CHTY COL OF PHILADELPHIA	1,138	0	0	0	0	0	1,138	0	0	0	0	0
COLLEGE MISERICORDIA	666	0	0	0	0	0	475	0	0	191	0	0
DEL VALLEY COL SCI & AGR	124	0	0	0	0	0	124	0	0	0	0	0

SEE FOOTNOTES AT END OF TABLE.

(DOLLARS IN THOUSANDS)

STATE & INSTITUTION	TOTAL	USDA	COM	DOO	DOE	EPA	HEW	INT	NASA	NSF	DOT	OTHER*
PENNSYLVANIA, CONT'D												
DICKINSON COLLEGE	127	0	0	0	0	0	100	0	0	27	0	0
DICKINSON SCHOOL OF LAW	4	0	0	0	0	0	4	0	0	0	0	0
DREXEL UNIVERSITY	4,248	0	0	599	589	124	1,586	137	413	800	0	0
DROPSIE UNIVERSITY	4	0	0	0	0	0	4	0	0	0	0	0
DUQUESNE UNIVERSITY	1,105	0	0	0	23	0	1,001	0	0	81	0	0
EAST STROUDSBURG ST COL	531	0	0	0	0	0	531	0	0	0	0	0
EASTERN COLLEGE	277	0	0	0	0	0	137	0	0	140	0	0
EDINBORO STATE COLLEGE	388	0	0	0	0	0	372	0	0	16	0	0
ELIZABETHTOWN COLLEGE	93	0	0	0	0	0	93	0	0	0	0	0
FRANKLIN & MARSHALL COL	166	0	0	0	0	0	116	0	0	50	0	0
GANNON COLLEGE	618	0	0	10	0	56	507	0	0	45	0	0
GENEVA COLLEGE	111	0	0	0	0	0	111	0	0	0	0	0
GETTYSBURG COLLEGE	73	0	0	0	0	0	61	0	0	12	0	0
GHYMEDD-MERCY COLLEGE	149	0	0	0	0	0	149	0	0	0	0	0
HANNEMANN MED COL & HOSP	8,542	0	0	107	0	0	8,435	0	0	0	0	0
HARCUM JUNIOR COLLEGE	53	0	0	0	0	0	53	0	0	0	0	0
HARRISBURG AREA CMTY COL	161	0	0	0	0	0	161	0	0	0	0	0
HAYRFORD COLLEGE	381	0	0	0	0	0	227	0	0	154	0	0
HOLY FAMILY COLLEGE	87	0	0	0	0	0	87	0	0	0	0	0
IMMACULATA COLLEGE	189	0	0	0	0	0	184	0	0	5	0	0
INDIANA UNIV OF PENNA	934	0	0	0	19	0	915	0	0	0	0	0
JUNIATA COLLEGE	283	0	0	0	114	0	146	0	0	23	0	0
KEYSTONE JUNIOR COLLEGE	291	0	0	0	0	0	264	0	0	27	0	0
KING'S COLLEGE (PA)	251	0	0	0	0	0	251	0	0	0	0	0
KUTZTOWN STATE COLLEGE	316	0	0	0	0	0	316	0	0	0	0	0
LA ROCHE COLLEGE	314	0	0	0	0	0	314	0	0	0	0	0
LA SALLE COLLEGE	759	0	0	0	0	0	733	0	0	26	0	0
LACKAWANNA JUNIOR COLLEGE	162	0	0	0	0	0	162	0	0	0	0	0
LAFAYETTE COLLEGE	77	0	0	0	0	0	57	0	0	20	0	0
LANCASTER BIBLE COLLEGE	72	0	0	0	0	0	72	0	0	0	0	0
LEBANON VALLEY COLLEGE	143	0	0	0	0	0	143	0	0	0	0	0
LEHIGH COUNTY CMTY COL	156	0	0	0	0	0	156	0	0	0	0	0
LEHIGH UNIVERSITY	4,975	0	198	1,454	502	0	809	0	276	1,640	0	96
LINCOLN UNIVERSITY (PA)	1,059	0	0	0	0	0	810	0	50	199	0	0
LOCK HAVEN STATE COLLEGE	398	0	0	0	0	0	398	0	0	0	0	0
LUZERNE COUNTY CMTY COL	1,091	0	0	0	0	0	1,091	0	0	0	0	0
LYCOMING COLLEGE	162	0	0	0	0	0	162	0	0	0	0	0
MANOR JUNIOR COLLEGE	38	0	0	0	0	0	38	0	0	0	0	0
MANSFIELD STATE COLLEGE	261	0	0	0	0	0	261	0	0	0	0	0
MARYWOOD COLLEGE	588	0	0	0	0	0	588	0	0	0	0	0
MERCYHURST COLLEGE	180	0	0	0	0	0	180	0	0	0	0	0
MESSIAH COLLEGE	180	0	0	0	0	0	180	0	0	0	0	0
MILLERSVILLE STATE COL	419	0	0	0	0	0	406	0	0	13	0	0
MONTGOMERY CMTY COMM COL	329	0	0	0	0	0	329	0	0	0	0	0
MOORE COL OF ART	53	0	0	0	0	0	53	0	0	0	0	0
MORAVIAN COLLEGE	86	0	0	0	0	0	86	0	0	0	0	0
MOUNT ALOYSIUS JUNIOR COL	288	0	0	0	0	0	288	0	0	0	0	0
MUHLENBERG COLLEGE	127	0	0	0	0	0	127	0	0	0	0	0
NEW SCHOOL OF MUSIC	14	0	0	0	0	0	14	0	0	0	0	0
NORTHAMPTON CMTY CMTY COL	225	0	0	0	0	0	225	0	0	0	0	0
NORTHEASTN CHRISYN JR COL	52	0	0	0	0	0	52	0	0	0	0	0
OUR LADY OF ANGELS COL	55	0	0	0	0	0	55	0	0	0	0	0
PEIRCE JR COLLEGE	356	0	0	0	0	0	356	0	0	0	0	0
PENN COL OF PODIATRIC MED	647	0	0	0	0	0	647	0	0	0	0	0
PENNSYLVANIA COL OPTOMET	437	0	0	20	0	0	437	0	0	0	0	0
PENNSYLVANIA INST OF TECH	68	0	0	0	0	0	0	0	0	68	0	0
PENNSYLVANIA STATE UNIV 2/	62,623	13,230	68	15,411	3,038	1,164	21,196	2,006	1,374	4,753	327	56
PHILA COL OF PHARM & SCI	451	0	0	0	0	0	451	0	0	0	0	0
PHILA COL OF TEXT & SCI	278	0	0	0	0	0	237	0	0	41	0	0
PHILA COL OF THE BIBLE	81	0	0	0	0	0	81	0	0	0	0	0
PHILA COL OF STEOPATHIC MED	2,480	0	0	0	0	0	2,480	0	0	0	0	0
PHILA COL PERFORMG ARTS	131	0	0	0	0	0	131	0	0	0	0	0
PHILADELPHIA COL OF ART	160	0	0	0	0	0	160	0	0	0	0	0
PINEBROOK JUNIOR COLLEGE	24	0	0	0	0	0	24	0	0	0	0	0
POINT PARK COLLEGE	245	0	0	0	0	0	245	0	0	0	0	0
READING AREA CC	51	0	0	0	0	0	51	0	0	0	0	0
ROBERT MORRIS COLLEGE	369	0	0	0	0	0	369	0	0	0	0	0
ROSEMONT COLLEGE	45	0	0	0	0	0	44	0	0	1	0	0
SEYON HILL COLLEGE	307	0	0	0	0	0	307	0	0	0	0	0
SHIPPENSBURG STATE COL	395	3	0	0	0	0	334	0	0	58	0	0
SLIPPERY ROCK STATE COL	559	0	0	0	0	0	532	0	0	27	0	0
SPRING GARDEN COLLEGE	119	0	0	0	0	0	119	0	0	0	0	0
ST FRANCIS COLLEGE	388	0	0	0	0	0	388	0	0	0	0	0
ST JOSEPH'S UNIVERSITY	422	0	0	60	0	0	321	0	0	41	0	0
ST-VINCENT COLLEGE	86	0	0	0	0	0	86	0	0	0	0	0
SUSQUEHANNA UNIVERSITY	118	0	0	0	0	31	87	0	0	0	0	0
SWARTHMORE COLLEGE	452	0	0	0	0	0	241	0	8	203	0	0
TEMPLE UNIVERSITY	23,061	0	0	118	200	70	21,722	0	70	846	0	35
THE MEDICAL COL OF PENNA	5,473	0	0	0	0	0	5,461	0	0	12	0	0
THIEL COLLEGE	121	0	0	0	0	0	121	0	0	0	0	0
THOMAS JEFFERSON UNIV	13,012	0	0	42	30	167	12,736	0	0	37	0	0
UNITED WESLEYAN COLLEGE	34	0	0	0	0	0	34	0	0	0	0	0
UNIV OF PENNSYLVANIA	80,346	354	0	3,824	3,402	346	61,097	15	267	10,007	221	813
UNIVERSITY OF PITTSBURGH	43,376	12	73	2,241	801	961	32,635	146	1,312	5,064	47	84
UNIVERSITY OF SCRANTON	578	0	0	0	0	0	527	0	0	51	0	0
URSINUS COLLEGE	144	0	0	0	0	0	144	0	0	0	0	0
VALLEY Forge MILIT JR COL	2	0	0	0	0	0	2	0	0	0	0	0
VILLA MARIA COLLEGE	124	0	0	0	0	0	124	0	0	0	0	0
VILLANOVA UNIVERSITY	820	0	0	0	0	1	813	0	6	0	0	0
WASHINGTON & JEFFERSON COL	81	0	0	0	0	0	81	0	0	0	0	0
WAYNESBURG COLLEGE	118	0	0	0	0	0	118	0	0	0	0	0
WEST CHESTER STATE COL	691	0	0	0	0	0	691	0	0	0	0	0
WESTMINSTER COLLEGE (PA)	87	0	0	0	0	0	87	0	0	0	0	0
WESTMORELAND CMTY CMTY C	115	0	0	0	0	0	115	0	0	0	0	0
WIDENER COLLEGE	678	0	0	10	0	0	607	0	0	61	0	0
WILKES COLLEGE	533	0	0	0	0	0	533	0	0	0	0	0
WILLIAMSPORT AREA CC	223	2	0	0	0	0	221	0	0	0	0	0

SEE FOOTNOTES AT END OF TABLE.

(DOLLARS IN THOUSANDS)

STATE & INSTITUTION	TOTAL	USDA	COM	ODD	ODE	EPA	HEW	INT	NASA	NSF	DOT	OTHER*
PENNSYLVANIA, CONT'D												
WILSON COLLEGE	17	0	0	0	0	0	17	0	0	0	0	0
YORK COLLEGE OF PENN	369	0	0	0	0	0	369	0	0	0	0	0
<b>RHODE ISLAND, TOTAL</b>	<b>35,047</b>	<b>2,066</b>	<b>2,178</b>	<b>2,752</b>	<b>1,470</b>	<b>1,026</b>	<b>12,831</b>	<b>292</b>	<b>489</b>	<b>11,936</b>	<b>0</b>	<b>7</b>
BARRINGTON COLLEGE	63	0	0	0	0	0	63	0	0	0	0	0
BROWN UNIVERSITY	16,772	0	0	1,399	1,405	0	7,310	53	428	6,178	0	7
BRYANT COL OF BUS ADMIN	361	0	0	0	0	0	361	0	0	0	0	0
JOHNSON & WALES COLLEGE	451	0	0	0	0	0	451	0	0	0	0	0
PROVIDENCE COLLEGE	337	0	0	0	19	0	308	0	0	10	0	0
RHODE ISLAND COLLEGE	1,883	0	0	0	0	0	1,874	0	0	9	0	0
RHODE ISLAND JUNIOR COL	275	0	0	0	0	0	275	0	0	0	0	0
RHODE ISLAND SCH DESIGN	75	0	0	0	0	0	75	0	0	0	0	0
ROGER WILLIAMS COLLEGE	172	0	0	0	0	0	143	0	0	29	0	0
SALVE REGINA COLLEGE	133	0	0	0	0	0	133	0	0	0	0	0
UNIV OF RHODE ISLAND	14,525	2,066	2,178	1,353	46	1,026	1,838	239	69	5,710	0	0
<b>SOUTH CAROLINA, TOTAL</b>	<b>47,268</b>	<b>9,337</b>	<b>39</b>	<b>868</b>	<b>147</b>	<b>963</b>	<b>31,592</b>	<b>256</b>	<b>304</b>	<b>3,743</b>	<b>19</b>	<b>0</b>
AIKEN TECHNICAL COLLEGE	37	0	0	0	0	0	37	0	0	0	0	0
ALLEN UNIVERSITY	169	0	0	0	0	0	169	0	0	0	0	0
ANDERSON COLLEGE	99	0	0	0	0	0	99	0	0	0	0	0
BAPTIST COL AT CHARLESTON	556	0	0	0	0	0	556	0	0	0	0	0
BENEDICT COLLEGE	1,608	0	0	0	0	34	1,574	0	0	0	0	0
CENTRAL MESLEIAN COLLEGE	196	0	0	0	0	0	188	0	0	8	0	0
CITADEL MILITARY COL S C	76	0	0	0	0	0	76	0	0	0	0	0
CLAPLIN COLLEGE	534	0	0	0	0	38	496	0	0	0	0	0
CLEMSON UNIVERSITY	10,137	7,920	39	264	32	232	994	216	76	1,590	9	0
COCKER COLLEGE	64	0	0	0	0	0	64	0	0	0	0	0
COLLEGE OF CHARLESTON	488	0	0	0	0	50	396	0	0	42	0	0
COLUMBIA COLLEGE	247	0	0	0	0	0	243	0	0	4	0	0
CONVERSE COLLEGE	45	0	0	0	0	0	41	0	0	4	0	0
ERSKINE COLLEGE	104	0	0	0	0	0	89	0	0	16	0	0
FLORENCE DARLINGTON T C	108	0	0	0	0	0	108	0	0	0	0	0
FRANCIS MARION COLLEGE	329	0	0	0	0	0	313	0	0	16	0	0
FRIENDSHIP COLLEGE	133	0	0	0	0	0	133	0	0	0	0	0
FURMAN UNIVERSITY	454	0	0	0	0	0	354	0	0	100	0	0
GREENVILLE TECH COLLEGE	352	0	0	0	11	0	341	0	0	0	0	0
HORRY-GEORGETOWN TECH COL	38	0	0	0	0	0	38	0	0	0	0	0
LANDER COLLEGE	322	0	0	0	0	0	302	0	0	20	0	0
LIMESTONE COLLEGE	91	0	0	0	0	0	91	0	0	0	0	0
MED UNIV OF SO CAROLINA	11,574	0	0	10	0	500	11,026	0	0	38	0	0
MIDLANDS TECH COLLEGE	408	0	0	0	0	0	408	0	0	0	0	0
MORRIS COLLEGE	1,249	0	0	0	0	0	1,249	0	0	0	0	0
NEWMERRY COLLEGE	437	0	0	0	0	0	437	0	0	0	0	0
NORTH GREENVILLE COLLEGE	115	0	0	0	0	0	115	0	0	0	0	0
ORNGRNG-CALHN TECH ED CTR	209	0	0	0	0	0	209	0	0	0	0	0
PIEDMONT TECH COLLEGE	398	0	0	0	0	0	398	0	0	0	0	0
PRESBYTERIAN COLLEGE	176	0	0	0	0	0	176	0	0	0	0	0
RUTLEDGE COLLEGE	27	0	0	0	0	0	27	0	0	0	0	0
SOUTH CAROLINA ST COLLEGE	3,108	1,356	0	0	0	0	1,752	0	0	0	0	0
SPARTANBURG METH COLLEGE	143	0	0	0	0	0	143	0	0	0	0	0
SPARTANBURG TECH COLLEGE	34	0	0	0	0	0	34	0	0	0	0	0
SUMTER AREA TECH COLLEGE	227	0	0	0	0	0	227	0	0	0	0	0
TRI-COUNTY TECH COLLEGE	553	0	0	0	0	0	540	0	0	13	0	0
TRIDENT TECHNICAL COLLEGE	4	0	0	0	0	0	4	0	0	0	0	0
UNIV OF SOUTH CAROLINA	10,865	61	0	594	104	109	6,827	40	228	2,892	10	0
VOORHEES COLLEGE	591	0	0	0	0	0	591	0	0	0	0	0
WINTROP COLLEGE	378	0	0	0	0	0	378	0	0	0	0	0
WOFFORD COLLEGE	143	0	0	0	0	0	143	0	0	0	0	0
YORK TECHNICAL COLLEGE	207	0	0	0	0	0	207	0	0	0	0	0
<b>SOUTH DAKOTA, TOTAL</b>	<b>15,070</b>	<b>3,902</b>	<b>76</b>	<b>25</b>	<b>217</b>	<b>32</b>	<b>9,344</b>	<b>589</b>	<b>228</b>	<b>597</b>	<b>60</b>	<b>0</b>
AUGUSTANA COLLEGE	483	24	0	0	0	0	432	0	0	27	0	0
BLACK HILLS STATE COLLEGE	1,371	0	0	0	0	0	1,371	0	0	0	0	0
DAKOTA STATE COLLEGE	89	0	0	0	0	0	89	0	0	0	0	0
DAKOTA MESLEIAN UNIV	568	0	0	0	0	0	568	0	0	0	0	0
FREEMAN JUNIOR COLLEGE	10	0	0	0	0	0	10	0	0	0	0	0
HURON COLLEGE	685	0	0	0	0	0	685	0	0	0	0	0
MOUNT MARTY COLLEGE	186	0	0	0	0	0	153	0	0	33	0	0
NAT COLLEGE OF BUSINESS	4	0	0	0	0	0	4	0	0	0	0	0
NORTHERN STATE COLLEGE	773	0	0	0	0	0	773	0	0	0	0	0
PRESENTATION COLLEGE	350	0	0	0	0	0	350	0	0	0	0	0
S DAK SCH MINES & TECH	1,123	5	76	2	182	32	169	354	0	220	60	0
SIOUX FALLS COLLEGE	121	0	0	0	0	0	121	0	0	0	0	0
SOUTH DAKOTA STATE UNIV	5,301	3,873	0	0	0	0	918	223	228	59	0	0
UNIV OF SOUTH DAKOTA	3,725	0	0	0	35	0	3,420	12	0	258	0	0
YANNTON COLLEGE	281	0	0	0	0	0	281	0	0	0	0	0
<b>TENNESSEE, TOTAL</b>	<b>109,871</b>	<b>12,651</b>	<b>145</b>	<b>1,484</b>	<b>8,473</b>	<b>203</b>	<b>81,255</b>	<b>662</b>	<b>990</b>	<b>3,755</b>	<b>82</b>	<b>171</b>
AMER BAPTIST THEOL SEM	10	0	0	0	0	0	10	0	0	0	0	0
AQUINAS JUNIOR COLLEGE	29	0	0	0	0	0	29	0	0	0	0	0
AUSTIN PEAY STATE UNIV	201	0	0	0	0	0	695	0	0	6	0	0
BELMONT COLLEGE	98	0	0	0	0	0	95	0	0	3	0	0
BETHEL COLLEGE (TENN)	245	0	0	0	0	0	245	0	0	0	0	0
BRYAN COLLEGE	99	0	0	0	0	0	99	0	0	0	0	0
CARSON-NEWMAN COLLEGE	210	0	0	0	0	0	191	0	0	19	0	0
CHATTANOOGA ST TECH CC	155	0	0	0	0	0	155	0	0	0	0	0
CHRISTIAN BROTHERS COL	176	0	0	0	0	0	125	0	0	51	0	0
CLEVELAND STATE CMTY COL	60	0	0	0	0	0	60	0	0	0	0	0
COLUMBIA STATE CMTY COL	41	0	0	0	0	0	41	0	0	0	0	0
CUMBERLAND COL OF TENN	63	0	0	0	0	0	63	0	0	0	0	0
DAVID LIPSCOMB COLLEGE	121	0	0	0	0	0	121	0	0	0	0	0
DYERSBURG STATE CMTY COL	111	0	0	0	0	0	111	0	0	0	0	0
EAST TENNESSEE STATE UNIV	1,437	0	0	0	0	0	1,293	0	0	144	0	0

SEE FOOTNOTES AT END OF TABLE.

(DOLLARS IN THOUSANDS)

STATE & INSTITUTION	TOTAL	USDA	COM	ODD	OGE	EPA	HEW	INT	NASA	NSF	DOT	OTHER*
TENNESSEE, CONT'D												
FISK UNIVERSITY	1,022	0	0	0	0	0	926	0	80	16	0	0
FREED-HARDENMAN COLLEGE	530	0	0	0	0	0	530	0	0	0	0	0
GEO PEABODY COL TEACHERS	2,818	0	0	0	0	0	2,818	0	0	0	0	0
HIMASSEE COLLEGE	74	0	0	0	0	0	74	0	0	0	0	0
JACKSON STATE CMTY COL	102	0	0	0	0	0	102	0	0	0	0	0
JOHNSON BIBLE COLLEGE	33	0	0	0	0	0	33	0	0	0	0	0
KING COLLEGE (TENN)	74	0	0	0	0	0	74	0	0	0	0	0
KNOXVILLE COLLEGE	921	0	0	0	0	0	909	0	0	12	0	0
LAMBUTH COLLEGE	99	0	0	0	0	0	99	0	0	0	0	0
LANE COLLEGE	1,220	0	0	0	0	0	1,220	0	0	0	0	0
LE MOYNE-OWEN COLLEGE	1,543	0	0	0	0	0	1,510	0	33	0	0	0
LEE COLLEGE (TENN)	422	0	0	0	0	0	412	0	0	10	0	0
LINCOLN MEMORIAL UNIV	743	0	0	0	0	0	743	0	0	0	0	0
MARTIN COLLEGE	35	0	0	0	0	0	35	0	0	0	0	0
MARYVILLE COLLEGE	584	0	0	0	0	0	584	0	0	0	0	0
MCKENZIE COLLEGE	182	0	0	0	0	0	182	0	0	0	0	0
MEHARRY MEDICAL COLLEGE	12,642	0	0	0	0	0	12,429	0	55	158	0	0
MEMPHIS ACADEMY OF ARTS	45	0	0	0	0	0	45	0	0	0	0	0
MEMPHIS STATE UNIVERSITY	2,121	0	0	20	0	0	1,769	87	0	60	0	135
MIDDLE TENNESSEE ST UNIV	718	0	0	0	0	0	687	0	0	31	0	0
MILLIGAN COLLEGE	65	0	0	0	0	0	65	0	0	0	0	0
MORRISTOWN COLLEGE	132	0	0	0	0	0	132	0	0	0	0	0
MOTLOW STATE CMTY COLLEGE	50	0	0	0	0	0	50	0	0	0	0	0
NASHVILLE STATE TECH INST	193	0	0	0	0	0	187	0	0	6	0	0
ROANE STATE COMMUNITY COL	163	0	0	0	0	0	163	0	0	0	0	0
SHELBY STATE CMTY COLLEGE	455	0	0	0	0	0	455	0	0	0	0	0
SOUTHERN COL OF OPTOMETRY	191	0	0	0	0	0	191	0	0	0	0	0
SOUTHERN MISSIONARY COL	320	0	0	0	0	0	320	0	0	0	0	0
SOUTHWESTERN AT MEMPHIS	72	0	0	0	0	0	63	0	0	9	0	0
STATE TECH INST KNOXVILLE	59	0	0	0	0	0	59	0	0	0	0	0
STATE TECH INST MEMPHIS	112	0	0	0	0	0	112	0	0	0	0	0
STEED COLLEGE	52	0	0	0	0	0	52	0	0	0	0	0
TENN TECHNOLOGICAL UNIV	974	1	0	22	89	45	580	5	12	220	0	0
TENNESSEE STATE UNIV	4,058	1,820	0	0	0	0	2,160	0	54	24	0	0
TENNESSEE TEMPLE COLLEGE	336	0	0	0	0	0	336	0	0	0	0	0
TENNESSEE WESLEYAN COL	34	0	0	0	0	0	34	0	0	0	0	0
TOHLINSON COLLEGE	82	0	0	0	0	0	82	0	0	0	0	0
TREVECCA NAZARENE COLLEGE	555	0	0	0	0	0	555	0	0	0	0	0
TUSCULUM COLLEGE	739	0	0	0	0	0	739	0	0	0	0	0
U TENNESSEE CHATTANOOGA	715	0	0	0	0	0	636	0	0	79	0	0
U TENNESSEE KNOXVILLE	30,870	10,771	0	1,266	8,128	47	8,426	348	540	1,343	0	0
UNION UNIVERSITY	132	0	0	0	0	0	132	0	0	0	0	0
UNIV OF TENN SYSTEM OFF	474	0	95	0	0	0	76	221	0	0	82	0
UNIV TENN CTR HEALTH SCI	12,902	57	0	40	50	0	12,487	0	78	190	0	0
UNIV TENNESSEE AT MARTIN	325	0	0	0	0	0	298	0	0	27	0	0
UNIV TENNESSEE NASHVILLE	125	0	0	0	0	0	82	0	43	0	0	0
UNIVERSITY OF THE SOUTH	37	0	0	0	0	0	37	0	0	0	0	0
VANDERBILT UNIVERSITY	26,111	2	0	136	206	111	24,178	0	95	1,347	0	36
VOLUNTEER STATE CMTY COL	23	0	0	0	0	0	23	0	0	0	0	0
WALTERS STATE COMM COLL	31	0	0	0	0	0	31	0	0	0	0	0
TEXAS, TOTAL												
	302,777	22,612	3,502	21,395	15,167	7,025	198,506	1,182	7,557	22,041	2,262	1,528
ABILENE CHRISTIAN UNIV	213	0	0	0	0	0	188	0	0	25	0	0
ALVIN COMMUNITY COLLEGE	104	0	0	0	19	0	85	0	0	0	0	0
AMARILLO COLLEGE	179	0	0	0	0	0	179	0	0	0	0	0
AMERICAN TECHNOLOGICAL U	96	0	0	0	70	0	26	0	0	0	0	0
ANGELINA COLLEGE	21	0	0	0	0	0	21	0	0	0	0	0
ANGELO STATE UNIVERSITY	358	0	0	0	0	0	358	0	0	0	0	0
AUSTIN CMTY COL (TEX)	562	0	0	0	0	0	562	0	0	0	0	0
AUSTIN COLLEGE	57	0	0	0	0	0	57	0	0	0	0	0
BAYLOR COL OF DENTISTRY	719	0	0	0	0	0	719	0	0	0	0	0
BAYLOR COL OF MEDICINE	33,268	0	0	261	0	248	32,125	0	277	357	0	0
BAYLOR UNIVERSITY	727	0	0	0	0	0	645	0	0	82	0	0
BEE COUNTY COLLEGE	403	0	0	0	0	0	403	0	0	0	0	0
BISHOP COLLEGE	707	0	0	0	0	0	674	0	0	33	0	0
BLINN COLLEGE	59	0	0	0	0	0	59	0	0	0	0	0
BRAZOSPORT COLLEGE	61	0	0	0	0	0	61	0	0	0	0	0
CEDAR VALLEY COLLEGE	85	0	0	0	0	0	85	0	0	0	0	0
CENTRAL TEXAS COLLEGE	166	0	0	0	0	0	166	0	0	0	0	0
CISCO JUNIOR COLLEGE	61	0	0	0	0	0	61	0	0	0	0	0
CLARENDON COLLEGE	42	0	0	0	0	0	42	0	0	0	0	0
COLLEGE OF THE MAINLAND	149	0	0	0	0	0	149	0	0	0	0	0
CONCORDIA LUTHERAN COL	16	0	0	0	0	0	16	0	0	0	0	0
COOKE COUNTY COLLEGE	31	0	0	0	0	0	31	0	0	0	0	0
CORPUS CHRSTI STATE UNIV	161	0	0	0	0	0	161	0	0	0	0	0
DALLAS BAPTIST COLLEGE	104	0	0	0	0	0	104	0	0	0	0	0
DALLAS CHRISTIAN COLLEGE	12	0	0	0	0	0	12	0	0	0	0	0
DEL MAR COLLEGE	222	0	0	0	0	0	210	0	12	0	0	0
DEVRY INST OF TECH (TX)	25	0	0	0	0	0	25	0	0	0	0	0
EAST TEXAS BAPTIST COL	60	0	0	0	0	0	60	0	0	0	0	0
EAST TEXAS STATE UNIV	835	2	75	0	13	0	745	0	0	0	0	0
EASTFIELD COLLEGE	36	0	0	0	0	0	36	0	0	0	0	0
EL CENTRO COLLEGE	452	0	0	0	0	0	452	0	0	0	0	0
EL PASO CO CMTY COLLEGE	1,922	0	0	0	0	0	1,922	0	0	0	0	0
FRANK PHILLIPS COLLEGE	26	0	0	0	0	0	26	0	0	0	0	0
GALVESTON COLLEGE	26	0	0	0	0	0	26	0	0	0	0	0
GRAYSON COUNTY JUNIOR COL	53	0	0	0	0	0	53	0	0	0	0	0
GULF COAST BIBLE COLLEGE	39	0	0	0	0	0	39	0	0	0	0	0
HARDIN-SIMMONS UNIVERSITY	219	0	0	0	0	0	141	0	65	13	0	0
HENDERSON COUNTY JR COL	243	0	0	0	0	0	243	0	0	0	0	0
HILL JUNIOR COLLEGE	258	0	0	0	0	0	258	0	0	0	0	0
HOUSTON BAPTIST UNIV	195	0	0	0	0	0	174	0	21	0	0	0
HOUSTON COMMUNITY COLLEGE	995	0	0	0	0	0	995	0	0	0	0	0
HOWARD COL AT BIG SPRINGS	14	0	0	0	9	0	14	0	0	0	0	0
HOWARD PAYNE UNIVERSITY	120	0	0	0	0	0	120	0	0	0	0	0
HUSTON-TILLOTSON COLLEGE	1,675	0	0	0	0	0	1,675	0	0	0	0	0

SEE FOOTNOTES AT END OF TABLE.



(DOLLARS IN THOUSANDS)

STATE & INSTITUTION	TOTAL	USDA	COM	DOD	DOE	EPA	HEW	INT	NASA	NSF	DOT	OTHER*
TEXAS, CONT'D												
INCARNATE WORD COLLEGE	1,737	0	0	0	0	0	1,737	0	0	0	0	0
JACKSONVILLE COLLEGE	19	0	0	0	0	0	19	0	0	0	0	0
JARVIS CHRISTIAN COLLEGE	1,660	0	0	0	0	0	1,660	0	0	0	0	0
KILGORE COLLEGE	50	0	0	0	0	0	50	0	0	0	0	0
LAHAR UNIVERSITY	502	0	0	0	0	0	440	10	0	52	0	0
LAREDO JUNIOR COLLEGE	726	0	0	0	0	0	726	0	0	0	0	0
LAREDO STATE UNIVERSITY	215	0	0	0	0	0	215	0	0	0	0	0
LE TOURNEAU COLLEGE	160	0	0	0	0	0	160	0	0	0	0	0
LEE COLLEGE (TEX)	44	0	0	0	0	0	44	0	0	0	0	0
LON MORRIS COLLEGE	78	0	0	0	0	0	73	0	0	0	0	0
LUBBOCK CHRISTIAN COLLEGE	119	0	0	0	0	0	119	0	0	0	0	0
MARY HARDIN-BAYLOR COL	113	0	0	0	0	0	113	0	0	0	0	0
MCLENNAN COMMUNITY COL	226	0	0	0	0	0	226	0	0	0	0	0
MCHURRY COLLEGE	178	0	0	0	0	0	178	0	0	0	0	0
MIDLAND COLLEGE	72	0	0	0	0	0	54	0	0	18	0	0
MIDWESTERN STATE UNIV	87	0	0	0	0	0	87	0	0	0	0	0
MOUNTAIN VIEW COLLEGE	33	0	0	0	0	0	33	0	0	0	0	0
NAVARRO COLLEGE	908	0	0	0	146	0	376	0	0	386	0	0
NORTH HARRIS CO COLLEGE	41	0	0	0	0	0	41	0	0	0	0	0
NORTH TEXAS STATE UNIV	2,821	0	0	137	0	328	2,216	15	0	125	0	0
NORTHLAKE COLLEGE	19	0	0	0	0	0	19	0	0	0	0	0
ODESSA COLLEGE	96	0	0	0	0	0	96	0	0	0	0	0
OUR LADY OF THE LAKE UNIV	1,187	0	0	0	0	0	925	0	0	262	0	0
PAN AMERICAN UNIVERSITY	1,914	0	0	0	0	0	1,826	0	40	45	0	3
PANOLA JUNIOR COLLEGE	9	0	0	0	0	0	9	0	0	0	0	0
PARIS JUNIOR COLLEGE	230	0	0	0	0	0	230	0	0	0	0	0
PAUL QUINN COLLEGE	1,351	0	0	0	0	0	1,170	0	0	181	0	0
PRAIRIE VIEW A & M UNIV	4,221	2,278	0	0	68	0	1,547	0	44	284	0	0
RANGER JUNIOR COLLEGE	112	0	0	0	0	0	112	0	0	0	0	0
RICE UNIVERSITY	5,875	0	0	477	969	200	1,759	0	517	1,953	0	0
RICHLAND COLLEGE	201	0	0	0	0	0	194	0	0	7	0	0
SAN HOUSTON STATE UNIV	235	2	0	0	0	0	185	0	0	48	0	0
SAN ANTONIO COLLEGE	1,226	0	0	0	0	0	1,226	0	0	0	0	0
SAN JACINTO COL CTRL CAM	89	0	0	0	0	0	89	0	0	0	0	0
SCHREINER COLLEGE	22	0	0	0	0	0	22	0	0	0	0	0
SOUTH PLAINS COLLEGE	114	0	0	0	0	0	114	0	0	0	0	0
SOUTH TEXAS JR COL	27	0	0	0	0	0	27	0	0	0	0	0
SOUTHERN BIBLE COLLEGE	2	0	0	0	0	0	2	0	0	0	0	0
SOUTHERN METHODIST UNIV	2,661	0	0	402	308	0	985	0	127	839	0	0
SOUTHWEST TEXAS JR COL	245	0	0	0	0	0	245	0	0	0	0	0
SOUTHWEST TEXAS ST UNIV	1,278	10	0	0	0	0	728	0	0	19	521	0
SOUTHWESTERN ADVENTIST C	100	0	0	0	0	0	100	0	0	0	0	0
SOUTHWESTERN UNIV (TX)	51	0	0	0	0	0	51	0	0	0	0	0
SOUTHWESTN ASSEMB GOD COL	147	0	0	0	0	0	147	0	0	0	0	0
SOUTHWESTN CHRISTIAN COL	369	0	0	0	0	0	369	0	0	0	0	0
ST EDWARD'S UNIVERSITY	885	0	0	0	0	0	869	0	0	0	0	0
ST MARY'S UNIV S ANTONIO	547	0	0	0	0	0	504	0	0	0	0	0
STEPHEN F AUSTIN ST UNIV	1,005	165	0	0	0	0	840	0	0	0	0	0
SUL ROSS STATE UNIVERSITY	252	1	0	0	0	0	251	0	0	0	0	0
TARLETON STATE UNIVERSITY	125	0	0	0	0	0	125	0	0	0	0	0
TARRANT COUNTY JUNIOR COL	174	0	0	0	0	0	174	0	0	0	0	0
TEMPLE JUNIOR COLLEGE	78	0	0	0	0	0	78	0	0	0	0	0
TEXARKANA COMMUNITY COL	81	0	0	0	0	0	81	0	0	0	0	0
TEXAS A & I UNIVERSITY	870	0	0	10	0	0	827	2	0	31	0	0
TEXAS A & M UNIV SYS OFF	961	0	0	0	0	118	7	0	0	134	702	0
TEXAS A & M UNIVERSITY	40,479	17,802	3,096	2,113	1,445	3,725	4,070	811	950	5,552	915	0
TEXAS CHIROPRACTIC COL	14	0	0	0	0	0	14	0	0	0	0	0
TEXAS CHRISTIAN UNIV	2,515	0	0	192	0	0	2,117	0	0	178	28	0
TEXAS COL OF OSTD MED	285	0	0	0	0	0	285	0	0	0	0	0
TEXAS COLLEGE	233	0	0	0	0	0	233	0	0	0	0	0
TEXAS LUTHERAN COLLEGE	131	0	0	0	0	0	131	0	0	0	0	0
TEXAS SOUTHERN UNIV	1,953	0	0	0	101	0	1,721	0	0	131	0	0
TEXAS SOUTHWEST COLLEGE	668	0	0	0	0	0	668	0	0	0	0	0
TEXAS STATE TECH INST	441	0	0	0	0	0	416	0	0	25	0	0
TEXAS TECH UNIVERSITY	8,640	431	0	770	1,815	747	3,627	90	28	1,008	0	126
TEXAS WESLEYAN COLLEGE	176	0	0	0	0	0	176	0	0	0	0	0
TEXAS WOMAN'S UNIVERSITY	1,263	0	0	0	0	0	1,216	0	0	47	0	0
TRINITY UNIVERSITY	1,659	0	0	40	575	0	950	0	0	94	0	0
TYLER JUNIOR COLLEGE	72	0	0	0	0	0	72	0	0	0	0	0
U OF HOUSTON CENTRAL CAM	8,138	60	0	589	332	0	4,824	0	873	1,399	0	61
U OF HOUSTON DOWNTOWN COL	539	0	0	0	0	24	0	0	0	15	0	500
U OF HOUSTON SYS OFF	143	0	0	0	0	2	0	0	0	0	0	141
U TEX HLTH SCI CTR DALLAS	26,796	0	0	0	0	0	26,570	0	60	1661	0	0
U TEX HLTH SCI CTR HOUSTN	16,326	1,490	0	47	84	822	13,408	0	30	445	0	0
U TEX HLTH SCI CTR S ANTO	12,848	0	0	0	0	0	12,696	0	62	90	0	0
U TEX MED BRNCH GALVESTON	14,272	0	0	251	82	178	13,099	0	253	409	0	0
U TEX SAN ANTONIO	3,022	160	100	35	0	286	1,926	80	20	165	0	250
UNIV HOUSTN CLR LAKE CITY	189	0	0	0	0	0	143	0	46	0	0	0
UNIV OF TEX AT ARLINGTON	2,553	0	0	234	0	0	2,172	0	24	123	0	0
UNIV OF TEX AT TYLER	31	0	0	0	0	0	31	0	0	0	0	0
UNIV OF TEX CANCER CENTER	18,938	0	0	0	0	0	18,938	0	0	0	0	0
UNIV OF TEX PERMIAN BASIN	1,829	0	0	0	0	0	1,829	0	0	0	0	0
UNIV OF TEXAS AT AUSTIN	45,525	186	0	15,287	9,140	248	12,197	156	1,722	6,091	51	447
UNIV OF TEXAS AT DALLAS	5,375	0	0	238	0	96	1,605	0	2,363	1,028	45	0
UNIV OF TEXAS AT EL PASO	2,440	0	0	312	0	3	2,075	5	25	20	0	0
UNIV OF TEXAS SYSTEM OFF	504	0	231	0	0	0	210	13	0	50	0	0
UNIVERSITY OF DALLAS	118	0	0	0	0	0	76	0	0	42	0	0
UNIVERSITY OF ST THOMAS	144	0	0	0	0	0	144	0	0	0	0	0
VERNON REGIONAL JR COL	52	0	0	0	0	0	52	0	0	0	0	0
VICTORIA COLLEGE	4	0	0	0	0	0	4	0	0	0	0	0
WAYLAND BAPTIST COLLEGE	46	0	0	0	0	0	46	0	0	0	0	0
WEATHERFORD COLLEGE	34	0	0	0	0	0	34	0	0	0	0	0
WEST TEXAS STATE UNIV	693	25	0	0	0	0	668	0	0	0	0	0
WESTERN TEXAS COLLEGE	82	0	0	0	0	0	82	0	0	0	0	0
WHARTON COUNTY JUNIOR COL	130	0	0	0	0	0	128	0	0	10	0	0
WILEY COLLEGE	1,150	0	0	0	0	0	1,150	0	0	0	0	0

SEE FOOTNOTES AT END OF TABLE.



(DOLLARS, IN THOUSANDS)

STATE & INSTITUTION	TOTAL	US	DOM	DOE	EPA	HEW	INT	NASA	NSF	DOT	OTHER	
<b>UTAH, TOTAL</b>	<b>65,389</b>	<b>223</b>	<b>1</b>	<b>5,728</b>	<b>10,294</b>	<b>200</b>	<b>37,318</b>	<b>1,313</b>	<b>1,403</b>	<b>5,085</b>	<b>57</b>	<b>567</b>
BRIGHAM YOUNG UNIVERSITY	2,661		0	183	1,724	0	375	6	27	125	0	0
COLLEGE OF EASTERN UTAH	180		0	0	0	0	180	0	0	0	0	0
DIXIE COLLEGE	256		0	0	0	0	256	0	0	0	0	0
SNOW COLLEGE	337		0	0	0	0	329	0	0	4	0	0
SOUTHERN UTAH STATE COL	494		0	0	0	0	494	0	0	0	0	0
STEVENS HENAGER COLLEGE	58		0	0	0	0	58	0	0	0	0	0
UNIVERSITY OF UTAH	44,347	3	201	1,210	8,418	132	30,129	396	257	3,580	0	15
UTAH STATE UNIVERSITY	14,112	2,980	0	4,335	122	68	2,670	911	1,101	1,316	57	552
UTAH TECHNICAL COL PROVO	128		0	0	0	0	128	0	0	0	0	0
UTAH TECHNICAL COL-SLT LK	89		0	0	0	0	89	0	0	0	0	0
WEBER STATE COLLEGE	2,591	19	0	0	30	0	2,464	0	18	60	0	0
WESTMINSTER COLLEGE (UT)	146		0	0	0	0	146	0	0	0	0	0
<b>VERMONT, TOTAL</b>	<b>20,918</b>	<b>2,829</b>	<b>0</b>	<b>119</b>	<b>72</b>	<b>88</b>	<b>16,870</b>	<b>110</b>	<b>109</b>	<b>650</b>	<b>71</b>	<b>0</b>
BENNINGTON COLLEGE	170	0	0	0	0	0	170	0	0	0	0	0
CASTLETON STATE COLLEGE	175	0	0	0	0	0	175	0	0	0	0	0
CHAMPLAIN COLLEGE	118	0	0	0	0	0	118	0	0	0	0	0
COL OF ST JOSEPH THE PROV	104	0	0	0	0	0	104	0	0	0	0	0
GODDARD COLLEGE	201	0	0	0	0	0	201	0	0	0	0	0
GREEN MOUNTAIN COLLEGE	44	0	0	0	0	0	44	0	0	0	0	0
JOHNSON STATE COLLEGE	699	5	0	0	0	0	694	0	0	0	0	0
LYNDON STATE COLLEGE	387	0	0	0	0	0	385	0	0	2	0	0
MARLBORO COLLEGE	25	0	0	0	0	0	25	0	0	0	0	0
MIDDLEBURY COLLEGE	350	0	0	0	0	0	55	9	286	0	0	
NORWICH UNIVERSITY	371	0	0	0	0	0	361	0	10	0	0	
ST JOSEPH COL (VT)	437	0	0	0	0	0	437	0	0	0	0	
ST MICHAEL'S COLLEGE	134	0	0	0	0	0	107	0	27	0	0	
TRINITY COL (VT)	83	0	0	0	0	0	83	0	0	0	0	
UNIV OF VT & ST AGRIC COL	17,526	2,824	0	119	72	88	13,817	110	100	325	71	0
VERMONT TECHNICAL COLLEGE	94	0	0	0	0	0	94	0	0	0	0	
<b>VIRGINIA, TOTAL</b>	<b>106,071</b>	<b>13,128</b>	<b>378</b>	<b>4,020</b>	<b>4,765</b>	<b>914</b>	<b>67,146</b>	<b>523</b>	<b>5,836</b>	<b>8,906</b>	<b>455</b>	<b>0</b>
AVERETT COLLEGE	1,531	0	0	0	0	0	1,531	0	0	0	0	0
BLUE RIDGE COMMUNITY COL	4	0	0	0	0	0	4	0	0	0	0	0
BLUEFIELD COLLEGE	26	0	0	0	0	0	26	0	0	0	0	0
BRIDGEMATER COLLEGE	118	0	0	0	0	0	118	0	0	0	0	0
CENTRAL VIRGINIA CMTY COL	13	0	0	0	0	0	13	0	0	0	0	0
COLLEGE OF WILLIAM & MARY	1,932	0	0	64	157	2	471	744	436	0	0	0
DABNEY LANCASTER CMTY COL	261	0	0	0	0	0	261	0	0	0	0	0
DANVILLE COMMUNITY COL	50	0	0	0	0	0	50	0	0	0	0	0
EASTERN MEMMONITE COLLEGE	184	0	0	0	0	0	184	0	0	0	0	0
EASTERN SHORE CMTY COL	17	0	0	0	0	0	2	15	0	0	0	0
EASTERN VA MEDICAL SCHOOL	2,088	0	0	0	59	0	1,961	0	68	0	0	0
EMORY & HENRY COLLEGE	126	0	0	0	0	0	126	0	0	0	0	0
FERRUM COLLEGE	337	0	0	0	0	0	337	0	0	0	0	0
GEORGE MASON UNIVERSITY	736	0	0	0	0	0	665	18	53	0	0	0
GERMANNA COMMUNITY COL	22	0	0	0	0	0	22	0	0	0	0	0
HANPODEN-SYDNEY COLLEGE	20	0	0	0	0	0	20	0	0	0	0	0
HANPTON INSTITUTE	2,065	0	0	10	0	0	1,582	293	180	0	0	0
HOLLINS COLLEGE	54	0	0	0	0	0	54	0	0	0	0	0
J SCOTT REYNOLDS COM COL	320	0	0	0	0	0	320	0	0	0	0	0
JAMES MADISON UNIVERSITY	455	0	0	0	0	0	440	0	15	0	0	0
JOHN TYLER COMMUNITY COL	43	0	0	0	0	0	43	0	0	0	0	0
LIBERTY BAPTIST COLLEGE	413	0	0	0	0	0	413	0	0	0	0	0
LONGWOOD COLLEGE	167	0	0	0	0	0	167	0	0	0	0	0
LORD FAIRFAX CMTY COLLEGE	21	0	0	0	0	0	21	0	0	0	0	0
LYNCHBURG COLLEGE	99	0	0	0	0	0	99	0	0	0	0	0
MARY BALDWIN COLLEGE	287	0	0	0	0	0	183	0	104	0	0	0
MARY WASHINGTON COLLEGE	189	0	0	0	0	0	189	0	0	0	0	0
MARYMOUNT COL OF VIRGINIA	83	0	0	0	0	0	83	0	0	0	0	0
MOUNTAIN EMPIRE CMTY COL	119	0	0	0	0	0	119	0	0	0	0	0
NEW RIVER COMMUNITY COL	274	0	0	0	0	0	274	0	0	0	0	0
NORFOLK STATE COLLEGE	1,892	0	0	0	0	0	1,892	0	0	0	0	0
NORTHERN VA COMMUNITY COL	496	0	0	0	0	0	287	0	209	0	0	
OLD DOMINION UNIVERSITY	3,859	0	118	217	38	0	1,158	2,199	129	0	0	0
PATRICK HENRY CMTY COL	36	0	0	0	0	0	36	0	0	0	0	0
PAUL D CAMP CMTY COLLEGE	245	0	0	0	0	0	245	0	0	0	0	0
PIEDMONT VA COMMUNITY COL	180	0	0	0	0	0	180	0	0	0	0	0
RADFORD UNIVERSITY	322	0	0	0	0	0	305	0	17	0	0	0
RANDOLPH-HACON COLLEGE	58	0	0	0	0	0	58	0	0	0	0	0
RANDOLPH-HACON WOMANS COL	41	0	0	0	0	0	41	0	0	0	0	0
RAPPAHANNOCK CMTY COLLEGE	126	0	0	0	0	0	126	0	0	0	0	0
ROANOKE COLLEGE	234	0	0	0	0	0	234	0	0	0	0	0
SHENANDOAH COLLEGE	78	0	0	0	0	0	76	0	2	0	0	0
SOUTHERN SEMINARY JR COL	98	0	0	0	0	0	13	0	85	0	0	0
SOUTHSIDE VA CMTY COLLEGE	256	0	0	0	0	0	256	0	0	0	0	0
SOUTHWESTERN VA CMTY COL	173	0	0	0	0	0	173	0	0	0	0	0
ST PAUL'S COL (VA)	1,889	0	0	0	0	0	1,889	0	0	0	0	0
SWEET BRIAR COLLEGE	68	0	0	0	0	0	41	0	21	0	0	0
THOMAS NELSON CMTY COL	93	0	0	0	0	0	93	0	0	0	0	0
TIDEWATER COMMUNITY COL	441	0	0	0	0	0	441	0	0	0	0	0
UNIVERSITY OF RICHMOND	126	0	0	0	0	0	126	0	0	0	0	0
UNIVERSITY OF VIRGINIA	31,167	146	25	1,186	2,864	0	22,125	74	668	3,927	0	152
VA HIGHLANDS CMTY COLLEGE	147	0	0	0	0	0	147	0	0	0	0	0
VA POLYTECH INST & ST U	24,965	11,202	210	2,252	1,647	423	3,796	391	1,787	3,084	0	173
VIRGINIA COLLEGE	26	0	0	0	0	0	26	0	0	0	0	0
VIRGINIA COMMONWEALTH UNIV	21,351	68	0	256	0	489	20,014	49	345	0	130	0
VIRGINIA INTERMONT COL	88	0	0	0	0	0	88	0	0	0	0	0
VIRGINIA MILITARY INST	311	0	25	35	0	0	49	20	182	0	0	0
VIRGINIA STATE UNIVERSITY	920	1,712	0	0	0	0	2,128	43	37	0	0	0
VIRGINIA UNION UNIVERSITY	591	0	0	0	0	0	591	0	0	0	0	0
VIRGINIA WESLEYAN COLLEGE	90	0	0	0	0	0	82	0	8	0	0	0
VIRGINIA WESTERN COMM COL	201	0	0	0	0	0	201	0	0	0	0	0
WASHINGTON & LEE UNIV	35	0	0	0	0	0	35	0	0	0	0	0

SEE FOOTNOTES AT END OF TABLE.

STATE & INSTITUTION	(DOLLARS IN THOUSANDS)											
	TOTAL	USDA	COM	DOE	ODE	EPA	HEW	INT	NASA	NSF	DOT	OTHER*
VIRGINIA, CONT'D												
WYTHEVILLE COMMUNITY COL	420	0	0	0	0	0	420	0	0	0	0	0
WASHINGTON, TOTAL	140,924	7,049	3,414	10,838	4,580	1,636	93,887	1,450	1,133	15,955	79	903
DELLEVUE COMMUNITY COL	104	0	0	0	0	0	104	0	0	0	0	0
BIG BEND COMMUNITY COL	212	0	0	0	0	0	212	0	0	0	0	0
CENTRAL WASHINGTON UNIV	490	0	0	0	0	0	472	0	0	18	0	0
CENTRALIA COLLEGE	63	0	0	0	0	0	63	0	0	0	0	0
CITY COLLEGE	55	0	0	0	0	0	55	0	0	0	0	0
CLARK COMMUNITY COLLEGE	129	0	0	0	0	0	129	0	0	0	0	0
COLUMBIA BASIN CMTY COL	52	0	0	0	0	0	52	0	0	0	0	0
EASTERN WASHINGTON UNIV	1,281	0	0	0	0	0	976	351	0	14	0	0
EDMONDS COMMUNITY COLLEGE	35	0	0	0	0	0	35	0	0	0	0	0
EVERETT COMMUNITY COLLEGE	122	0	0	0	0	0	122	0	0	0	0	0
EVERGREEN STATE COLLEGE	464	0	0	0	0	0	384	0	0	80	0	0
FORT STELLACOOM CMTY COL	70	0	0	0	0	0	70	0	0	0	0	0
FT WRIGHT COL HOLY NAMES	79	0	0	0	0	0	79	0	0	0	0	0
GONZAGA UNIVERSITY	356	0	0	0	0	0	321	0	0	35	0	0
GRAYS HARBOR COLLEGE	42	0	0	0	0	0	42	0	0	0	0	0
GREEN RIVER CMTY COLLEGE	68	1	0	0	0	0	67	0	0	0	0	0
HIGHLINE COMMUNITY COL	55	0	0	0	0	0	55	0	0	0	0	0
LOWER COLUMBIA COLLEGE	139	0	0	0	0	0	139	0	0	0	0	0
MW COL ASSEMBLIES OF GOD	74	0	0	0	0	0	74	0	0	0	0	0
OLYMPIA TECH CMTY COLL	128	0	0	0	0	0	128	0	0	0	0	0
OLYMPIA COLLEGE	126	0	0	0	0	0	126	0	0	0	0	0
PACIFIC LUTHERAN UNIV	501	0	0	0	22	0	416	0	0	63	0	0
PENINSULA COLLEGE	34	0	0	0	0	0	34	0	0	0	0	0
PROMETHEUS COLLEGE	2	0	0	0	0	0	2	0	0	0	0	0
PUGET SND COL OF BIBLE	27	0	0	0	0	0	27	0	0	0	0	0
SEATTLE CMTY COLLEGE	1,307	0	0	0	0	0	1,127	0	0	180	0	0
SEATTLE PACIFIC UNIV	394	0	0	0	0	0	319	0	0	75	0	0
SEATTLE UNIVERSITY	1,445	0	0	19	0	0	1,215	0	0	33	0	178
SHORELINE COMMUNITY COL	144	0	0	0	0	0	144	0	0	0	0	0
SKAGIT VALLEY COLLEGE	101	0	0	0	0	0	101	0	0	0	0	0
SPOKANE COMMUNITY COLLEGE	248	0	0	0	0	0	248	0	0	0	0	0
SPOKANE FALLS CMTY COL	200	0	0	0	0	0	200	0	0	0	0	0
ST MARTIN'S COLLEGE	83	0	0	0	0	0	83	0	0	0	0	0
TACOMA COMMUNITY COLLEGE	390	0	0	0	0	0	390	0	0	0	0	0
UNIVERSITY OF PUGET SOUND	336	0	0	0	0	0	266	0	0	70	0	0
UNIVERSITY OF WASHINGTON	112,537	455	3,239	10,392	4,447	956	77,247	517	1,064	13,451	44	725
WALLA WALLA COLLEGE	253	0	0	0	0	0	191	0	0	62	0	0
WALLA WALLA COMMUNITY COL	140	0	0	0	0	0	140	0	0	0	0	0
WASHINGTON STATE UNIV	16,602	6,593	175	327	111	680	6,296	582	69	1,734	35	0
WENATCHEE VALLEY COL	229	0	0	0	0	0	229	0	0	0	0	0
WESTERN WASHINGTON UNIV	1,007	0	0	100	0	0	767	0	0	140	0	0
WHATCOM COMMUNITY COLLEGE	79	0	0	0	0	0	79	0	0	0	0	0
WHITMAN COLLEGE	79	0	0	0	0	0	79	0	0	0	0	0
WHITWORTH COLLEGE	195	0	0	0	0	0	195	0	0	0	0	0
YAKIMA VALLEY CMTY COL	487	0	0	0	0	0	487	0	0	0	0	0
WEST VIRGINIA, TOTAL	24,755	5,570	0	0	2,349	388	14,473	869	0	968	138	0
ALDERSON BROADBODD COLLEGE	760	0	0	0	0	0	760	0	0	0	0	0
APPALACHIAN BIBLE COLLEGE	31	0	0	0	0	0	31	0	0	0	0	0
BECKLEY COLLEGE	82	0	0	0	0	0	82	0	0	0	0	0
BETHANY COLLEGE (WV)	163	0	0	0	0	0	128	0	0	35	0	0
BLUEFIELD STATE COLLEGE	395	0	0	0	0	0	395	0	0	0	0	0
CONCORD COLLEGE	417	3	0	0	0	0	414	0	0	0	0	0
DAVIS & ELKINS COLLEGE	183	0	0	0	0	0	183	0	0	0	0	0
FAIRMONT STATE COLLEGE	500	0	0	0	0	0	267	0	0	0	0	0
GLENVILLE STATE COLLEGE	261	0	0	0	231	2	261	0	0	0	0	0
MARSHALL UNIVERSITY	1,120	0	0	0	0	0	1,120	0	0	0	0	0
MOUNTAIN STATE COLLEGE	15	0	0	0	0	0	15	0	0	0	0	0
OHIO VALLEY COLLEGE	64	0	0	0	0	0	64	0	0	0	0	0
PARKERSBURG COMMUNITY COL	224	0	0	0	0	0	224	0	0	0	0	0
POTOMAC STATE COLLEGE	231	0	0	0	0	0	231	0	0	0	0	0
SALEM COLLEGE	792	0	0	0	0	0	792	0	0	0	0	0
SHEPHERD COLLEGE	158	0	0	0	0	0	158	0	0	0	0	0
SOUTHERN W VA CMTY COL	164	0	0	0	0	0	164	0	0	0	0	0
UNIVERSITY OF CHARLESTON	538	0	0	0	0	0	538	0	0	0	0	0
W VA COL OF GRAD STUDIES	102	0	0	0	0	0	69	0	0	0	0	0
W VA NORTHERN CMTY COL	73	0	0	0	0	33	73	0	0	0	0	0
W VA SCHL OSTEOPATHIC MED	416	0	0	0	0	0	416	0	0	0	0	0
WEST LIBERTY STATE COL	322	0	0	0	0	0	322	0	0	0	0	0
WEST VIRGINIA INST TECH	963	0	0	0	0	0	926	0	0	37	0	0
WEST VIRGINIA STATE COL	371	0	0	0	0	2	369	0	0	0	0	0
WEST VIRGINIA UNIVERSITY	15,850	5,567	0	0	2,118	351	5,925	869	0	882	138	0
WEST VIRGINIA WESLEYN COL	383	0	0	0	0	0	369	0	0	14	0	0
WHEELING COLLEGE	177	0	0	0	0	0	177	0	0	0	0	0
WISCONSIN, TOTAL	139,782	11,034	3,549	2,968	6,801	1,276	89,853	425	3,334	18,949	0	1,593
ALVERNO COLLEGE	452	0	0	0	0	0	452	0	0	0	0	0
BELOIT COLLEGE	186	0	0	0	0	0	104	2	41	39	0	0
BLACKHAWK TECHNICAL INST	10	0	0	0	0	0	10	0	0	0	0	0
CARDINAL STRITCH COLLEGE	51	0	0	0	0	0	51	0	0	0	0	0
CARROLL COLLEGE (WI)	156	0	0	0	0	0	114	0	0	42	0	0
CARTHAGE COLLEGE	83	0	0	0	0	0	83	0	0	0	0	0
CONCORDIA COLLEGE (WI)	27	0	0	0	0	0	27	0	0	0	0	0
DISTRICT ONE TECH INST	171	0	0	0	0	0	171	0	0	0	0	0
EDGEWOOD COLLEGE	211	0	0	0	0	0	49	0	0	162	0	0
FOX VALLEY TECHNICAL INST	105	0	0	0	0	0	105	0	0	0	0	0
GATEWAY TECHNICAL INST	181	0	0	0	0	0	181	0	0	0	0	0
HOLY REDEEMER COLLEGE	9	0	0	0	0	0	9	0	0	0	0	0
INSTITUTE PAPER CHEMISTRY	4	0	0	0	0	0	4	0	0	0	0	0
LAKELAND COLLEGE	391	0	0	0	0	0	391	0	0	0	0	0
LAKESHORE TECH INSTITUTE	11	0	0	0	0	0	11	0	0	0	0	0

SEE FOOTNOTES AT END OF TABLE.

(DOLLARS IN THOUSANDS)

STATE & INSTITUTION	TOTAL	USDA	COM	DOD	QOE	EPA	HEW	INT	NASA	MSF	DOT	OTHER*
WISCONSIN, CONT'D												
LAWRENCE UNIVERSITY	86	0	0	0	0	0	79	0	0	7	0	0
MADISON AREA TECH COLLEGE	189	0	0	0	0	0	183	0	0	6	0	0
MARIAM COL OF FOND DU LAC	64	0	0	0	0	0	64	0	0	0	0	0
MARQUETTE UNIVERSITY	3,413	0	0	74	40	48	2,828	0	35	270	0	118
MEDICAL COLLEGE OF WIS	11,104	70	0	104	0	0	10,765	0	0	165	0	0
MID-STATE TECHNICAL INST	77	0	0	0	0	0	77	0	0	0	0	0
MILTON COLLEGE	164	0	0	0	0	0	164	0	0	0	0	0
MILWAUKEE AREA TECH COL	637	0	0	0	0	0	612	0	0	25	0	0
MILWAUKEE SCHOOL OF ENG	280	0	0	0	0	0	280	0	0	0	0	0
MORAINE PARK TECH INST	58	0	0	0	0	0	58	0	0	0	0	0
MOUNT MARY COLLEGE	98	0	0	0	0	0	90	0	0	0	0	0
MOUNT SENARIO COLLEGE	326	0	0	0	0	0	326	0	0	0	0	0
NE WISCONSIN TECH INST	146	0	0	0	0	0	146	0	0	0	0	0
NICOLET COL & TECH INST	31	0	0	0	0	0	31	0	0	0	0	0
NORTH CENTRAL TECH INST	120	0	0	0	0	0	120	0	0	0	0	0
NORTHLAND COLLEGE	1,096	0	0	0	0	0	1,096	0	0	0	0	0
NORTHWESTERN COL (WI)	31	0	0	0	0	0	31	0	0	0	0	0
RIPON COLLEGE	75	0	0	0	0	0	75	0	0	0	0	0
SILVER LAKE COLLEGE	35	0	0	0	0	0	35	0	0	0	0	0
ST FRANCIS SALEMIAN COLL	6	0	0	0	0	0	6	0	0	0	0	0
ST NORBERT COLLEGE	95	0	0	0	0	0	95	0	0	0	0	0
SM WIS VOC TECH INST	21	0	0	0	0	0	21	0	0	0	0	0
UNIV OF WIS-CENTER SYSTEM	510	0	0	0	0	0	483	0	0	27	0	0
UNIV OF WIS-EAU CLAIRE	1,094	6	9	0	0	0	1,088	0	0	0	0	0
UNIV OF WIS-EXTENSION DIV	8	0	0	0	0	0	0	0	0	0	0	0
UNIV OF WIS-GREEN BAY	828	0	0	0	0	0	611	0	0	211	0	0
UNIV OF WIS-LA CROSSE	808	0	0	0	0	0	762	0	0	46	0	0
UNIV OF WIS-MADISON	99,171	10,932	49	2,704	6,628	1,093	56,582	370	3,258	16,105	0	1,450
UNIV OF WIS-MILWAUKEE	4,639	0	0	86	83	0	3,219	53	0	1,198	0	0
UNIV OF WIS-OSHKOSH	1,248	0	0	0	14	0	1,205	0	0	29	0	0
UNIV OF WIS-PARKSIDE	291	0	0	0	0	0	196	0	0	95	0	0
UNIV OF WIS-PLATTEVILLE	15	15	0	0	0	0	0	0	0	0	0	0
UNIV OF WIS-RIVER FALLS	437	1	0	0	0	0	388	0	0	48	0	0
UNIV OF WIS-STEVENS POINT	1,444	10	0	0	0	4	1,380	0	0	50	0	0
UNIV OF WIS-STOUT	1,805	0	0	0	0	0	1,805	0	0	0	0	0
UNIV OF WIS-SUPERIOR	487	0	0	0	14	131	286	0	0	56	0	0
UNIV OF WIS-WHITEWATER	800	0	0	0	16	0	780	0	0	4	0	0
UNIV OF WISCONSIN SYS OFF	5,038	0	3,500	0	0	0	1,173	0	0	340	0	25
VITERBO COLLEGE	636	0	0	0	0	0	620	0	0	16	0	0
WAUKESHA COUNTY TECH INST	93	0	0	0	0	0	93	0	0	0	0	0
WESTERN WISC TECH INST	197	0	0	0	0	0	197	0	0	0	0	0
WISCONSIN CONSERV OF MUSI	41	0	0	0	0	0	41	0	0	0	0	0
WYOMING, TOTAL												
	11,308	2,369	0	376	2,789	685	2,322	993	332	1,442	0	0
CASPER COLLEGE												
	39	0	0	0	0	0	39	0	0	0	0	0
CENTRAL WYOMING COLLEGE												
	12	0	0	0	0	0	12	0	0	0	0	0
EASTERN WYOMING COLLEGE												
	10	0	0	0	0	0	10	0	0	0	0	0
LARAMIE COUNTY CHY COL												
	158	0	0	0	0	0	158	0	0	0	0	0
NORTHWEST COMMUNITY COL												
	57	0	0	0	0	0	57	0	0	0	0	0
SHERIDAN COLLEGE												
	17	0	0	0	0	0	17	0	0	0	0	0
UNIVERSITY OF WYOMING												
	10,999	2,369	0	376	2,789	685	2,013	993	332	1,442	0	0
WESTERN WYOMING CHY COL												
	16	0	0	0	0	0	16	0	0	0	0	0
GUAM, TOTAL												
	2,243	1,008	0	0	0	0	1,096	121	0	18	0	0
UNIVERSITY OF GUAM												
	2,243	1,008	0	0	0	0	1,096	121	0	18	0	0
PUERTO RICO, TOTAL												
	63,567	8,161	0	0	2,236	0	51,283	110	17	1,281	0	479
AMERICAN COLLEGE OF P R												
	536	0	0	0	0	0	536	0	0	0	0	0
ANTILLIAN COLLEGE												
	368	0	0	0	0	0	368	0	0	0	0	0
BAYAHON CENTRAL UNIV												
	1,693	0	0	0	0	0	1,678	0	0	15	0	0
CARIBBEAN CTR FOR ADV STD												
	101	0	0	0	0	0	101	0	0	0	0	0
CARIBBEAN UNIVERSITY COL												
	20	0	0	0	0	0	0	0	0	20	0	0
CATHOLIC UNIV OF P R												
	4,791	0	0	0	0	0	4,791	0	0	0	0	0
CONSV OF MUSIC OF P R												
	32	0	0	0	0	0	32	0	0	0	0	0
INTER AM U P R-HATO REY												
	1,033	0	0	0	0	0	1,021	0	0	12	0	0
INTER AM U P R-SAN GERMAN												
	11,822	0	0	0	0	0	11,750	0	0	72	0	0
INTER AM U P R, CNTRL OFF												
	580	0	0	0	0	0	465	0	0	115	0	0
PUERTO RICO JR COL												
	6,059	0	0	0	0	0	5,821	0	0	238	0	0
TURABO UNIVERSITY COLLEGE												
	17	0	0	0	0	0	4	0	0	13	0	0
U P R - REGIONAL COL ADMN												
	8,755	0	0	0	0	0	8,755	0	0	0	0	0
UNIV OF P R-CAYEY U COL												
	527	0	0	0	0	0	527	0	0	0	0	0
UNIV OF P R-HUMACAO U COL												
	423	0	0	0	0	0	405	0	0	18	0	0
UNIV OF P R-HAYAGUEZ												
	8,076	5,336	0	0	1,913	0	489	110	0	228	0	0
UNIV OF P R-MED SCI CHPUS												
	8,053	0	0	0	323	0	7,722	0	0	8	0	0
UNIV OF P R-RIO PIEDRAS												
	5,005	2,825	0	0	0	0	1,760	0	17	403	0	0
UNIV OF P R, SYSTEM OFF												
	550	0	0	0	0	0	71	0	0	0	0	479
UNIV OF THE SACRED HEART												
	3,063	0	0	0	0	0	3,063	0	0	0	0	0
WORLD UNIVERSITY												
	2,063	0	0	0	0	0	1,924	0	0	139	0	0
AMERICAN SAMOA, TOTAL												
	350	0	0	0	0	0	350	0	0	0	0	0
AMERICAN SAMOA CHY COL												
	350	0	0	0	0	0	350	0	0	0	0	0
VIRGIN ISLANDS, TOTAL												
	2,415	1,107	0	0	0	0	1,153	150	0	5	0	0
COL OF THE VIRGIN ISLANDS												
	2,415	1,107	0	0	0	0	1,153	150	0	5	0	0
TRUST TERRITORY PAC ISL, TOTAL												
	219	0	0	0	0	0	219	0	0	0	0	0
CHY COL OF MICRONESIA												
	219	0	0	0	0	0	219	0	0	0	0	0

\* INCLUDES AID, HUD, LABOR, AND NRC.

1/ DATA FOR JOHNS HOPKINS UNIVERSITY INCLUDE \$200,057 OBLIGATED TO THE APPLIED PHYSICS LABORATORY, FORMERLY CONSIDERED A FEDERALLY FUNDED RESEARCH AND DEVELOPMENT CENTER.

2/ DATA FOR PENNSYLVANIA STATE UNIVERSITY, INCLUDE \$13,411 OBLIGATED TO THE APPLIED RESEARCH LABORATORY, FORMERLY CONSIDERED A FEDERALLY FUNDED RESEARCH AND DEVELOPMENT CENTER.

SOURCE: NATIONAL SCIENCE FOUNDATION

(DOLLARS IN THOUSANDS)

STATE & INSTITUTION	TOTAL	USDA	COM	DOD	DOE	EPA	HEW	INT	NASA	NSF	DOT	OTHER*
UNITED STATES, TOTAL	3,846,321	193,842	45,853	528,720	256,389	60,898	1,965,781	35,315	137,215	581,320	11,430	49,558
ALABAMA, TOTAL	41,186	5,414	75	2,014	1,415	183	28,166	568	1,865	1,020	66	400
ALABAMA A. & M. UNIVERSITY	1,621	990	0	33	349	50	0	0	199	0	0	0
AUBURN UNIVERSITY	5,838	3,279	75	976	767	133	137	152	90	229	0	0
TALLADEGA COLLEGE	65	0	0	0	0	0	24	0	41	0	0	0
THE UNIVERSITY OF ALABAMA	1,444	10	0	283	96	0	481	192	51	201	0	130
TUSKEGEE INSTITUTE	1,633	1,015	0	41	84	0	0	0	144	79	0	270
UNIV ALABAMA BIRMINGHAM	26,776	120	0	441	0	0	25,756	0	59	400	0	0
UNIV ALABAMA HUNTSVILLE	1,629	0	0	190	85	0	0	0	1,281	7	66	0
UNIV OF ALABAMA SYS-OFF	224	0	0	0	0	0	0	224	0	0	0	0
UNIV OF SOUTH ALABAMA	1,956	0	0	750	34	0	1,768	0	0	104	0	0
ALASKA, TOTAL	21,989	969	3,101	10,685	745	24	175	1,204	361	4,713	12	0
UNIV OF ALASKA ANCHORAGE	3,268	0	3,101	0	74	0	0	81	0	0	12	0
UNIV OF ALASKA FAIRBANKS	18,721	969	0	10,685	671	24	175	1,123	361	4,713	0	0
ARIZONA, TOTAL	34,897	2,007	191	4,375	1,693	579	13,410	787	3,898	6,551	35	1,371
ARIZONA STATE UNIVERSITY	4,675	89	0	260	458	30	1,672	101	781	1,284	0	0
COLLEGE OF GAMADO	10	0	0	0	0	0	0	0	0	10	0	0
MOHAVE CNTY COLLEGE	4	0	0	0	0	0	0	0	0	4	0	0
NAVAJO COMMUNITY COLLEGE	80	0	0	0	0	80	0	0	0	0	0	0
NORTHERN ARIZONA UNIV	258	72	0	96	0	0	33	18	0	39	0	8
SCOTTSDALE CNTY COLLEGE	24	0	0	0	0	0	0	0	0	24	0	0
UNIVERSITY OF ARIZONA	29,846	1,846	191	4,019	1,235	469	11,705	668	3,117	5,190	35	1,371
ARKANSAS, TOTAL	8,494	4,063	61	128	896	162	2,023	170	76	866	49	0
ARKANSAS STATE UNIVERSITY	47	0	7	0	0	0	0	0	34	0	0	0
JOHN BROWN UNIVERSITY	16	0	0	0	0	0	0	0	0	0	0	0
MISS COUNTY COMMUNITY COL	896	0	0	0	896	0	0	0	0	0	0	0
U OF ARK AT MONTICELLO	20	20	0	0	0	0	0	0	0	0	0	0
U OF ARKANSAS MED SCI CAM	1,830	0	0	0	0	0	1,717	0	0	113	0	0
UNIV OF ARK-FAYETTEVILLE	4,397	3,160	0	128	0	34	128	170	42	735	0	0
UNIV OF ARK-LITTLE ROCK	228	0	54	0	0	0	156	0	0	18	0	0
UNIV OF ARK-PINE BLUFF	896	883	0	0	0	13	0	0	0	0	0	0
UNIV OF ARK-SYS OFF	164	0	0	0	0	115	0	0	0	0	49	0
CALIFORNIA, TOTAL	547,098	7,792	5,846	57,722	34,290	7,006	285,778	2,673	31,126	107,671	552	6,642
CAL POLY ST URBAN LUIS OB	254	0	0	0	11	0	0	0	184	59	0	0
CAL ST COL SAN BERNARDINO	47	0	0	47	0	0	0	0	0	0	0	0
CAL ST U DOMINGUEZ HILLS	27	0	0	0	0	0	0	0	0	0	0	0
CALIF ST COL BAKERSFIELD	31	0	0	0	0	0	0	0	0	27	0	0
CALIF ST POLY UNIV POMONA	25	12	0	0	0	0	0	0	0	31	0	0
CALIF ST UNIV FULLERTON	319	16	0	0	65	0	39	0	78	121	0	0
CALIF ST UNIV MAYBARD	341	13	0	65	0	0	196	0	17	50	0	0
CALIF ST UNIV LONG BEACH	330	0	0	113	0	0	100	20	0	97	0	0
CALIF ST UNIV LOS ANGELES	677	0	0	0	0	0	548	0	33	96	0	0
CALIF ST UNIV NORTHRIDGE	320	0	0	56	5	0	163	0	96	0	0	0
CALIF ST UNIV SACRAMENTO	655	0	0	0	0	0	525	0	0	0	0	130
CALIF STATE UNIV CHICO	206	0	125	0	0	0	26	0	0	55	0	0
CALIF STATE UNIV FRESNO	156	97	0	0	0	0	59	0	0	0	0	0
CALIFORNIA INST OF TECH	29,574	10	98	3,391	4,229	65	6,955	678	4,576	9,572	0	0
CALIFORNIA MARITIME ACAD	20	0	0	0	0	0	0	0	20	0	0	0
CHAPMAN COLLEGE	12	0	0	0	0	0	0	0	0	0	0	0
CLAREMONT GRADUATE SCHOOL	238	45	0	0	73	0	94	0	0	26	0	0
CLAREMONT MEN'S COLLEGE	98	0	0	30	0	0	68	0	0	0	0	0
OREM POST-GRAD MED SCHOOL	1,244	0	0	0	0	0	1,244	0	0	0	0	0
FOOTHILL COLLEGE	25	0	0	0	0	0	0	0	0	25	0	0
FULLER THEOLOGICAL SEM	40	0	0	0	0	0	40	0	0	0	0	0
HARVEY MUDD COLLEGE	143	0	0	0	0	77	0	0	0	66	0	0
HUMBOLDT STATE UNIVERSITY	301	92	0	0	0	0	13	0	152	44	0	0
IMMACULATE HEART COLLEGE	11	0	0	0	0	0	11	0	0	0	0	0
LONA LYNDAL UNIVERSITY	1,985	0	0	0	0	0	1,985	0	0	0	0	0
LOS ANGELES CITY COLLEGE	2	0	0	0	0	0	0	0	0	2	0	0
LOYOLA MARYMOUNT UNIV	49	0	0	0	0	0	49	0	0	0	0	0
MILLS COLLEGE	77	0	0	0	0	0	77	0	0	0	0	0
OCCIDENTAL COLLEGE	105	0	0	0	0	50	51	0	0	4	0	0
PIZZER COLLEGE	32	0	0	0	0	0	0	0	0	32	0	0
POMONA COLLEGE	429	4	0	0	0	0	0	0	76	30	0	0
SAN BERNARDINO VALLEY COL	13	0	0	0	0	0	0	13	0	0	0	0
SAN DIEGO STATE UNIV	2,022	0	0	169	358	0	815	0	0	658	22	0
SAN FRANCISCO STATE UNIV	907	0	0	0	0	0	458	29	169	251	0	0
SAN JOSE CC DIST SYS OFF	20	0	0	0	0	20	0	0	0	0	0	0
SAN JOSE STATE UNIVERSITY	2,154	23	32	34	0	0	737	0	1,095	233	0	0
SCRIPPS COLLEGE	26	0	0	0	0	0	26	0	0	0	0	0
STANFORD UNIVERSITY	93,596	120	25	12,870	5,086	4,311	49,009	142	4,662	17,063	232	76
THE WRIGHT INSTITUTE	1,526	0	0	0	0	0	1,437	0	0	89	0	0
UNIV OF CAL BERKELEY	52,568	1,935	0	9,515	3,008	482	16,378	427	4,343	15,512	84	884
UNIV OF CAL DAVIS	33,441	3,847	0	1,569	3,707	463	14,509	449	265	4,632	0	5,000
UNIV OF CAL IRVINE	13,739	55	0	857	1,139	151	8,006	35	204	3,255	25	12
UNIV OF CAL LOS ANGELES	86,698	0	0	3,858	8,237	382	61,098	175	2,550	10,166	0	232
UNIV OF CAL RIVERSIDE	7,570	1,215	0	316	868	515	2,338	0	140	2,278	0	0
UNIV OF CAL SAN DIEGO	85,464	72	33	10,555	2,359	160	31,239	159	9,482	31,395	0	10
UNIV OF CAL SAN FRANCISCO	59,395	150	27	381	1,973	0	54,929	0	374	1,561	0	0
UNIV OF CAL SANTA BARBARA	8,575	75	0	857	904	59	2,529	380	430	3,290	0	51
UNIV OF CAL SANTA CRUZ	3,749	0	0	248	386	0	1,416	0	45	1,654	0	0
UNIV OF CAL SYS-WIDE PROG	5,249	11	5,175	0	0	45	0	0	0	0	18	0
UNIV OF SAN FRANCISCO	763	0	0	0	0	0	355	63	293	52	0	0
UNIV OF SOUTHERN CAL	50,144	0	331	13,791	1,073	155	27,398	103	1,570	5,305	171	247
UNIVERSITY OF REDLANDS	27	0	0	0	0	0	27	0	0	0	0	0
UNIVERSITY OF SANTA CLARA	1,121	0	0	0	809	0	0	0	272	40	0	0
UNIVERSITY OF THE PACIFIC	558	0	0	0	0	71	487	0	0	0	0	0

SEE FOOTNOTES AT END OF TABLE.

(DOLLARS IN THOUSANDS)

STATE & INSTITUTION	TOTAL	USDA	COM	DOD	DDE	EPA	HEW	INT	NASA	NSF	DDT	OTHER*
<b>COLORADO, TOTAL</b>	<b>66.329</b>	<b>3.310</b>	<b>749</b>	<b>5.496</b>	<b>5.380</b>	<b>2.879</b>	<b>29.516</b>	<b>2.554</b>	<b>4.198</b>	<b>11.100</b>	<b>0</b>	<b>1.147</b>
ARAPAHOE COMMUNITY COL	24	0	0	0	0	0	0	0	0	24	0	0
COLORADO COLLEGE	32	0	0	0	0	0	0	0	0	32	0	0
COLORADO SCHOOL OF MINES	2,505	14	0	144	831	25	76	1,091	33	291	0	0
COLORADO STATE UNIVERSITY	21,135	3,236	117	1,652	1,824	1,573	5,238	996	1,009	4,387	0	1,103
COLORADO WOMEN'S COLLEGE	130	0	0	0	0	0	130	0	0	0	0	0
FORT LEWIS COLLEGE	4	4	0	0	0	0	0	0	0	0	0	0
UNIV OF NORTHERN COLORADO	1	0	0	0	0	0	0	0	0	1	0	0
UNIV OF SOUTHERN COLORADO	75	0	0	0	0	0	0	0	75	0	0	0
UNIVERSITY OF COLORADO	35,765	56	632	1,728	2,322	253	22,101	467	2,793	5,369	0	44
UNIVERSITY OF DENVER	6,658	0	0	1,972	403	1,028	1,971	0	288	994	0	0
<b>CONNECTICUT, TOTAL</b>	<b>83.640</b>	<b>1.191</b>	<b>129</b>	<b>3.262</b>	<b>5.450</b>	<b>40</b>	<b>63.882</b>	<b>67</b>	<b>451</b>	<b>9.022</b>	<b>45</b>	<b>101</b>
CONNECTICUT COLLEGE	4	0	0	0	0	0	0	0	0	4	0	0
EASTERN CONN STATE COL	3	0	0	0	0	0	0	0	0	3	0	0
FAIRFIELD UNIVERSITY	8	0	0	0	0	0	0	0	8	0	0	0
QUINNIPIAC COLLEGE	59	0	0	0	0	0	59	0	0	0	0	0
SOUTHERN CONN STATE COL	25	0	0	0	0	0	25	0	0	0	0	0
ST JOSEPH COLLEGE	23	0	0	0	0	0	23	0	0	0	0	0
TRINITY COLLEGE	30	0	0	0	0	0	0	0	0	30	0	0
UNIVERSITY OF BRIDGEPORT	20	0	0	0	0	0	0	0	0	20	0	0
UNIVERSITY OF CONNECTICUT	18,861	1,093	94	619	466	0	14,479	67	243	1,704	45	51
UNIVERSITY OF HARTFORD	20	0	0	0	0	0	20	0	0	0	0	0
WESLEYAN UNIVERSITY	1,484	0	0	0	13	0	1,170	0	0	301	0	0
WESTERN CONN STATE COL	24	0	0	0	24	0	0	0	0	0	0	0
YALE UNIVERSITY	63,079	98	35	2,643	4,947	40	48,106	0	200	6,960	0	50
<b>DELAWARE, TOTAL</b>	<b>9.122</b>	<b>1.327</b>	<b>1.166</b>	<b>963</b>	<b>1.221</b>	<b>62</b>	<b>1.509</b>	<b>221</b>	<b>231</b>	<b>2.422</b>	<b>0</b>	<b>0</b>
DELAWARE STATE COLLEGE	356	356	0	0	0	0	0	0	0	0	0	0
UNIVERSITY OF DELAWARE	8,766	971	1,166	963	1,221	62	1,509	221	231	2,422	0	0
<b>DISTRICT OF COLUMBIA, TOTAL</b>	<b>34.412</b>	<b>798</b>	<b>22</b>	<b>4.427</b>	<b>1.586</b>	<b>386</b>	<b>22.083</b>	<b>63</b>	<b>2.352</b>	<b>2.097</b>	<b>0</b>	<b>598</b>
AMERICAN UNIVERSITY	1,253	0	0	166	204	0	453	5	0	330	0	0
CATHOLIC UNIV OF AMERICA	2,125	2	0	919	69	0	543	0	144	314	0	13
GALLAUDET COLLEGE	164	0	0	0	0	0	126	0	0	38	0	0
GEORGE WASHINGTON UNIV	15,208	251	22	2,309	574	260	9,412	0	1,515	807	0	58
GEORGETOWN UNIVERSITY	9,412	154	0	997	677	0	7,183	0	0	392	0	9
HOWARD UNIVERSITY	5,718	28	0	36	62	126	4,366	0	582	216	0	302
UNIVERSITY OF D C	532	363	0	0	0	0	0	58	111	0	0	0
<b>FLORIDA, TOTAL</b>	<b>67.043</b>	<b>3.946</b>	<b>1.917</b>	<b>7.275</b>	<b>2.486</b>	<b>2.348</b>	<b>32.024</b>	<b>511</b>	<b>2.091</b>	<b>12.454</b>	<b>601</b>	<b>1,390</b>
ECKERD COLLEGE	107	0	0	0	0	0	70	0	0	37	0	0
EMBRY-RIDDLE AERO UNIV	615	0	0	0	0	0	0	0	15	0	600	0
FLORIDA A & M UNIVERSITY	1,279	654	0	6	0	100	135	0	339	45	0	0
FLORIDA ATLANTIC UNIV	172	0	0	0	0	0	7	58	0	107	0	0
FLORIDA INST OF TECH	463	0	0	10	0	0	364	0	0	99	0	0
FLORIDA INTERNATIONAL U	121	0	0	0	474	0	55	0	0	19	0	0
FLORIDA STATE UNIVERSITY	10,341	0	1,514	1,163	990	356	2,525	17	201	2,952	0	623
NOVA UNIVERSITY	430	0	0	165	0	0	0	0	0	265	0	0
STATE UNIV SYS OF FLA OFF	412	0	0	0	0	0	200	0	0	0	0	212
UNIV OF CENTRAL FLORIDA	1,226	0	0	800	29	0	63	0	321	13	0	0
UNIV OF SOUTH FLORIDA	2,163	0	69	334	14	30	1,458	0	11	247	0	0
UNIV OF WEST FLORIDA	326	0	0	107	0	164	18	15	10	12	0	0
UNIVERSITY OF FLORIDA	22,052	3,274	72	1,800	809	945	9,806	298	678	3,814	1	555
UNIVERSITY OF MIAMI	27,336	18	262	2,890	597	753	17,323	123	516	4,854	0	0
<b>GEORGIA, TOTAL</b>	<b>61.343</b>	<b>5.632</b>	<b>223</b>	<b>14.959</b>	<b>4.912</b>	<b>1.026</b>	<b>25.321</b>	<b>523</b>	<b>1.498</b>	<b>6.114</b>	<b>481</b>	<b>654</b>
ATLANTA UNIVERSITY	644	10	0	0	300	54	224	39	0	0	0	17
CLARK COLLEGE	255	0	0	0	0	0	0	0	30	0	0	225
EMORY UNIVERSITY	14,281	0	0	63	121	43	13,538	0	195	321	0	0
FORT VALLEY STATE COLLEGE	1,320	1,045	0	0	0	13	232	0	30	0	0	0
GEORGIA INSTITUTE OF TECH	24,038	0	169	14,628	2,021	336	1,779	308	1,137	2,837	460	363
GEORGIA SOUTHERN COLLEGE	90	0	0	0	0	0	90	0	0	0	0	0
GEORGIA STATE UNIVERSITY	424	0	0	27	19	6	269	0	0	42	21	40
MEDICAL COL OF GEORGIA	5,787	0	0	0	0	0	5,647	0	0	140	0	0
MOREHOUSE COLLEGE	265	0	0	0	81	42	0	45	97	0	0	0
MORRIS BROWN COLLEGE	50	0	0	0	0	0	50	0	0	0	0	0
SAVANNAH STATE COLLEGE	82	0	0	0	82	0	0	0	0	0	0	0
UNIVERSITY OF GEORGIA	14,057	4,577	54	241	2,451	411	3,450	176	61	2,627	0	9
WEST GEORGIA COLLEGE	50	0	0	0	0	0	0	0	0	50	0	0
<b>HAWAII, TOTAL</b>	<b>27.970</b>	<b>1.781</b>	<b>1.866</b>	<b>3.383</b>	<b>5.420</b>	<b>442</b>	<b>6.241</b>	<b>300</b>	<b>2.445</b>	<b>4.942</b>	<b>0</b>	<b>1.150</b>
U OF HAWAII-WINDWARD CNTY C	21	0	0	0	0	0	0	0	0	21	0	0
UNIV HAWAII AT HILO	1,250	0	0	0	0	0	0	0	0	0	0	1,150
UNIV OF HAWAII SYS OFF	2,956	955	1,766	0	0	0	169	0	0	66	0	0
UNIV OF HAWAII-MANOA	23,843	826	100	3,383	5,420	442	6,072	300	2,445	4,855	0	0
<b>IDAHO, TOTAL</b>	<b>4.160</b>	<b>2.878</b>	<b>37</b>	<b>0</b>	<b>108</b>	<b>134</b>	<b>287</b>	<b>333</b>	<b>10</b>	<b>373</b>	<b>0</b>	<b>0</b>
IDAHO STATE UNIVERSITY	290	0	0	0	80	0	0	7	0	233	0	0
UNIVERSITY OF IDAHO	3,870	2,878	37	0	28	134	287	326	10	170	0	0
<b>ILLINOIS, TOTAL</b>	<b>157.808</b>	<b>5.003</b>	<b>165</b>	<b>9.907</b>	<b>9.019</b>	<b>2.714</b>	<b>85.372</b>	<b>1.291</b>	<b>5.742</b>	<b>36.143</b>	<b>431</b>	<b>2.025</b>
CHICAGO STATE UNIVERSITY	80	0	0	0	0	0	36	0	0	44	0	0
COLUMBIA COLLEGE	25	0	0	0	0	0	0	0	0	25	0	0
DE PAUL UNIVERSITY	536	0	0	0	0	56	177	0	0	303	0	0
ELMHURST COLLEGE	20	0	0	0	0	0	0	0	0	20	0	0
GOVERNORS STATE UNIV	66	0	0	0	0	0	0	0	0	66	0	0
ILLINOIS BENEDICTINE COL	17	0	0	0	0	0	0	0	0	17	0	0

SEE FOOTNOTES AT END OF TABLE.



(DOLLARS IN THOUSANDS)

STATE & INSTITUTION	TOTAL	USDA	COM	DOO	DOE	EPA	HEW	INT	NASA	NSF	DOT	OTHER*
<b>ILLINOIS, CONT'D</b>												
ILLINOIS CENTRAL COLLEGE	69	0	0	0	50	0	0	0	0	19	0	0
ILLINOIS INST OF TECH	2,880	0	0	705	268	81	504	0	107	815	0	0
ILLINOIS STATE UNIVERSITY	230	2	0	0	20	0	131	0	0	77	0	0
KNOX COLLEGE	52	0	0	0	0	0	52	0	0	0	0	0
LAKE FOREST COLLEGE	41	0	0	0	0	0	0	0	0	41	0	0
LOYOLA UNIV - CHICAGO	2,168	150	0	19	46	0	1,771	0	0	182	0	0
MILLIKIN UNIVERSITY	8	0	0	0	0	0	0	0	0	8	0	0
NORTHERN ILLINOIS UNIV	1,470	0	0	36	0	0	0	0	0	8	0	0
NORTHWESTERN UNIVERSITY	31,087	31	0	2,062	1,226	0	693	10	0	731	0	0
RUSH UNIVERSITY	4,235	0	0	0	0	0	19,047	65	74	6,812	155	1,615
S ILLINOIS U EDWARDSVILLE	252	0	0	55	0	0	4,235	0	0	0	0	0
SANGAMON STATE UNIVERSITY	37	0	0	0	0	0	188	0	0	9	0	0
SOUTHERN ILL U-CARBONDALE	1,809	173	0	0	0	0	0	0	0	0	37	0
SOUTHERN ILL UNIV SYS OFF	88	0	0	0	0	0	1,279	273	0	84	0	0
ST XAVIER COLLEGE	17	0	0	0	0	0	34	54	0	0	0	0
U HLTH SCI/CHCGO MSD SCH	885	0	0	0	0	0	0	0	0	17	0	0
UNIV OF ILL CHICAGO CIR	6,169	9	165	1,120	86	102	2,460	0	11	2,216	0	0
UNIV OF ILL MED CTR CHGO	10,661	0	0	0	0	194	10,204	0	0	263	0	0
UNIV OF ILL URBANA	43,954	4,578	0	5,231	4,040	2,078	11,153	889	1,088	14,670	0	227
UNIV OF ILLINOIS SYS OFF	520	0	0	0	0	177	21	0	0	0	239	83
UNIVERSITY OF CHICAGO	50,693	60	0	679	3,279	0	32,404	0	4,462	9,724	0	85
WESTERN ILLINOIS UNIV	139	0	0	0	0	26	98	0	0	0	0	15
<b>INDIANA, TOTAL</b>	<b>58,949</b>	<b>4,534</b>	<b>45</b>	<b>3,030</b>	<b>7,001</b>	<b>560</b>	<b>22,873</b>	<b>215</b>	<b>3,390</b>	<b>15,761</b>	<b>844</b>	<b>696</b>
BALL STATE UNIVERSITY	64	0	0	0	0	35	16	0	0	13	0	0
BUTLER UNIVERSITY	99	0	0	0	0	99	0	0	0	0	0	0
DE PAUM UNIVERSITY	120	0	0	0	0	120	0	0	0	0	0	0
GOSHEN COLLEGE	236	0	0	0	0	0	236	0	0	0	0	0
IND U-PURDUE U FORT WAYNE	35	0	0	0	0	0	0	0	0	35	0	0
INDIANA STATE UNIVERSITY	278	0	0	0	0	0	98	0	0	80	100	0
INDIANA U CENTRAL SYS OFF	173	0	0	0	0	0	0	0	0	88	85	0
INDIANA U-PURDUE U INDPLS	8,310	55	0	25	0	46	7,852	0	79	253	0	0
INDIANA UNIV MORTHWEST	15	0	0	0	0	0	0	15	0	0	0	0
INDIANA UNIV-BLOOMINGTON	12,090	141	0	325	725	0	4,204	40	151	6,474	0	30
PURDUE UNIVERSITY	30,832	4,338	45	2,227	3,900	79	8,746	160	3,074	7,031	859	573
ROSE-HULMAN INST OF TECH	32	0	0	0	0	0	0	0	0	32	0	0
ST MARY'S COLLEGE	20	0	0	0	0	0	0	0	0	20	0	0
UNIVERSITY OF NOTRE DAME	6,638	0	0	453	2,376	181	1,714	0	86	1,735	0	93
VALPARAISO UNIVERSITY	7	0	0	0	0	0	7	0	0	0	0	0
<b>IOWA, TOTAL</b>	<b>44,513</b>	<b>5,594</b>	<b>50</b>	<b>1,392</b>	<b>483</b>	<b>1,694</b>	<b>27,854</b>	<b>342</b>	<b>3,133</b>	<b>3,403</b>	<b>166</b>	<b>402</b>
CORNELL COLLEGE	67	0	0	0	0	0	67	0	0	0	0	0
DRAKE UNIVERSITY	100	0	0	0	0	0	100	0	0	0	0	0
GRINNELL COLLEGE	17	0	0	0	0	0	0	0	0	17	0	0
IOWA ST U OF SCI & TECH	11,283	5,439	0	216	384	826	1,640	329	315	1,566	166	402
LUTHER COLLEGE	13	0	0	0	0	0	0	13	0	0	0	0
UNIVERSITY OF IOWA	33,033	155	50	1,176	99	868	26,047	0	2,818	1,820	0	0
<b>KANSAS, TOTAL</b>	<b>28,869</b>	<b>2,621</b>	<b>0</b>	<b>962</b>	<b>725</b>	<b>140</b>	<b>17,163</b>	<b>141</b>	<b>1,275</b>	<b>2,136</b>	<b>215</b>	<b>3,491</b>
KANS ST U - AG & APP SCI	9,747	2,556	0	324	588	30	1,452	128	125	1,066	215	3,263
TABOR COLLEGE	6	0	0	0	0	0	6	0	0	0	0	0
UNIVERSITY OF KANSAS	18,938	65	0	638	137	110	15,691	13	1,035	1,021	0	228
WICHITA STATE UNIVERSITY	178	0	0	0	0	0	14	0	115	49	0	0
<b>KENTUCKY, TOTAL</b>	<b>18,755</b>	<b>5,695</b>	<b>269</b>	<b>603</b>	<b>390</b>	<b>289</b>	<b>8,877</b>	<b>476</b>	<b>479</b>	<b>1,458</b>	<b>0</b>	<b>219</b>
GEORGETOWN COLLEGE	8	0	0	0	0	0	0	0	0	8	0	0
KENTUCKY STATE UNIVERSITY	1,343	1,102	0	0	0	0	0	0	41	0	0	200
MOREHEAD STATE UNIVERSITY	41	0	0	0	0	0	0	41	0	0	0	0
ST CATHERINE COLLEGE	14	0	0	0	0	0	0	0	0	14	0	0
UNIVERSITY OF KENTUCKY	13,421	4,593	147	388	390	201	5,795	412	233	1,243	0	19
UNIVERSITY OF LOUISVILLE	3,896	0	122	215	0	88	3,082	23	181	185	0	0
WESTERN KENTUCKY UNIV	32	0	0	0	0	0	0	0	24	8	0	0
<b>LOUISIANA, TOTAL</b>	<b>26,828</b>	<b>3,784</b>	<b>1,420</b>	<b>1,214</b>	<b>723</b>	<b>697</b>	<b>15,142</b>	<b>223</b>	<b>189</b>	<b>1,893</b>	<b>70</b>	<b>1,473</b>
LA ST UNIV SYSTEM OFFICE	100	0	100	0	0	0	0	0	0	0	0	0
LOUISIANA STATE UNIV	14,644	2,675	1,173	977	679	301	7,848	109	40	842	0	0
LOUISIANA TECH UNIVERSITY	327	126	0	0	0	0	95	54	0	52	0	0
LOYOLA UNIV - NEW ORLEANS	64	0	0	0	0	0	43	0	0	0	0	21
NORTHEAST LOUISIANA UNIV	24	0	0	0	0	0	0	0	24	0	0	0
SOUTHEASTERN LA UNIV	99	0	0	0	0	0	0	0	0	99	0	0
SOUTHERN U & A&M COLLEGE	1,787	772	0	30	0	152	42	0	25	0	70	835
TULANE UNIVERSITY	8,728	211	0	85	0	211	6,895	0	45	664	0	617
UNIV OF SOUTHWESTERN LA	16	0	0	16	0	0	0	0	0	0	0	0
UNIVERSITY OF NEW ORLEANS	929	0	147	106	44	172	219	60	29	152	0	0
XAVIER-UNIVERSITY OF LA	110	0	0	0	0	0	0	0	26	84	0	0
<b>MAINE, TOTAL</b>	<b>3,837</b>	<b>1,690</b>	<b>130</b>	<b>110</b>	<b>355</b>	<b>97</b>	<b>374</b>	<b>125</b>	<b>0</b>	<b>956</b>	<b>0</b>	<b>0</b>
BOWDOIN COLLEGE	186	0	0	0	0	0	113	0	0	73	0	0
COLLEGE OF THE ATLANTIC	3	3	0	0	0	0	0	0	0	0	0	0
MASSON COLLEGE	62	0	0	0	0	62	0	0	0	0	0	0
UNITY COLLEGE	6	0	0	0	0	0	0	0	0	6	0	0
UNIV OF MAINE OROMO	3,326	1,687	0	110	355	35	137	125	0	877	0	0
UNIV OF MAINE SYSTEM OFF	135	0	30	0	0	0	105	0	0	0	0	0
UNIVERSITY OF STNRN MAINE	119	0	100	0	0	0	19	0	0	0	0	0
<b>MARYLAND, TOTAL</b>	<b>316,810</b>	<b>3,089</b>	<b>1,597</b>	<b>204,238</b>	<b>6,964</b>	<b>518</b>	<b>82,800</b>	<b>240</b>	<b>4,725</b>	<b>11,388</b>	<b>69</b>	<b>1,182</b>
BONIE STATE COLLEGE	58	0	0	0	0	0	0	0	58	0	0	0
CHARLES COUNTY CNTY COL	65	0	0	0	65	0	0	0	0	0	0	0
COPPIN STATE COLLEGE	230	0	95	0	0	0	89	0	46	0	0	0

SEE FOOTNOTES AT END OF TABLE.



(DOLLARS IN THOUSANDS)

STATE & INSTITUTION	TOTAL	USDA	COM	DDO	DDE	EPA	HEW	INT	NASA	NSF	DOT	OTHER*
<b>MARYLAND, CONT'D</b>												
JOHNS HOPKINS UNIVERSITY	274,143	0	492	201,048	3,298	243	61,954	31	1,210	4,886	0	981
MONTGOMERY COLLEGE	8	0	0	0	0	0	0	0	8	0	0	0
MORGAN STATE UNIVERSITY	103	0	0	0	0	0	0	0	-103	0	0	0
ST MARY'S COLLEGE OF MD	60	0	0	0	0	0	35	0	0	25	0	0
U OF MD BALTIMORE COUNTY	1,315	69	0	0	0	0	976	0	0	270	0	0
U OF MD EASTERN SHORE	11	590	0	0	0	9	0	12	66	0	0	0
U OF MD UNIVERSITY COLL	677	0	0	0	0	0	0	0	0	11	0	0
UNIV OF MARYLAND SYS OFF	925	689	0	0	0	0	82	0	0	85	69	0
UNIV OF MD BALT PROF SCH	18,374	22	0	543	0	20	17,654	0	28	107	0	0
UNIV OF MD COLLEGE PARK	20,818	1,719	1,010	2,647	3,601	246	1,987	197	3,206	6,004	0	201
UNIVERSITY OF BALTIMORE	23	0	0	0	0	0	23	0	0	0	0	0
<b>MASSACHUSETTS, TOTAL</b>												
	278,143	3,569	2,723	33,112	46,086	1,225	120,100	1,022	13,777	52,634	944	2,951
AMHERST COLLEGE	627	0	0	32	0	0	399	0	0	196	0	0
ASSUMPTION COLLEGE	6	0	0	0	0	0	6	0	0	0	0	0
BOSTON COLLEGE	4,152	0	0	2,165	60	0	888	10	0	299	0	730
BOSTON STATE COLLEGE	52	0	0	0	0	0	52	0	0	0	0	0
BOSTON UNIVERSITY	20,925	0	0	782	316	44	18,246	0	248	1,189	0	100
BRANDEIS UNIVERSITY	9,038	0	0	78	300	0	6,025	0	42	1,793	0	800
CLARK UNIVERSITY	978	0	0	16	36	0	247	32	0	647	0	0
COL OF THE HOLY CROSS	75	0	0	0	0	0	50	0	0	0	0	25
EASTERN MAZARENE COLLEGE	10	0	0	0	0	0	0	0	0	10	0	0
EMMANUEL COLLEGE	805	0	0	725	0	0	0	0	0	80	0	0
FRANKLIN INST OF BOSTON	5	0	0	0	0	0	0	0	0	0	5	0
HARVARD UNIVERSITY	75,802	321	387	2,637	3,527	166	53,971	0	4,314	10,012	41	426
HELLENIC COL HOLY CROSS	61	0	0	0	0	0	61	0	0	0	0	0
MASS INST OF TECHNOLOGY	110,033	170	2,247	15,024	39,275	480	22,946	612	8,860	19,530	610	479
MOUNT HOLYOKE COLLEGE	109	0	0	0	20	0	89	0	0	0	0	0
NORTHEASTERN UNIVERSITY	4,458	80	0	1,155	80	0	1,400	0	0	1,431	0	312
REGIS COLLEGE	335	0	0	335	0	0	0	0	0	0	0	0
SIMMONS COLLEGE	257	0	0	0	0	0	186	0	0	71	0	0
SMITH COLLEGE	132	0	0	0	0	0	116	0	0	16	0	0
SOUTHEASTERN MASS UNIV	285	0	0	106	35	0	43	0	0	101	0	0
SUFFOLK UNIVERSITY	29	0	0	0	0	0	0	0	0	29	0	0
TUFTS UNIVERSITY	9,738	1,080	0	225	732	43	7,025	0	83	550	0	0
U MASS MED SCHL WORCESTER	4,569	0	0	161	0	60	4,111	0	0	237	0	0
UNIV OF MASS AT AMHERST	11,814	1,873	89	1,361	336	347	2,817	368	294	4,289	0	40
UNIV OF MASS BOSTON	377	0	0	0	0	0	306	0	0	71	0	0
UNIVERSITY OF LOWELL	1,025	0	0	212	75	46	185	0	0	180	288	39
WELLESLEY COLLEGE	557	0	0	0	0	0	292	0	0	265	0	0
WENTWORTH INST OF TECH	1,531	0	0	1,531	0	0	0	0	0	0	0	0
WHEATON COLLEGE	74	0	0	0	0	39	29	0	6	0	0	0
WILLIAMS COLLEGE	398	0	0	0	0	0	376	0	12	10	0	0
WOODS HOLE OCEANOGRAPHIC INST	19,019	0	0	6,427	1,255	0	0	0	0	11,337	0	0
WORCESTER POLY INSTITUTE	867	45	0	140	39	0	234	0	118	291	0	0
<b>MICHIGAN, TOTAL</b>												
	106,886	5,514	1,400	5,705	5,324	2,309	56,748	1,065	5,069	20,858	1,029	1,865
ANDREWS UNIVERSITY	4	0	0	0	0	0	0	0	0	4	0	0
CALVIN COLLEGE	27	0	0	0	0	0	0	0	0	27	0	0
CENTRAL MICHIGAN UNIV	49	0	0	49	0	0	0	0	0	0	0	0
EASTERN MICHIGAN UNIV	138	0	0	0	0	0	138	0	0	0	0	0
GRAND VALLEY STATE COLS	102	0	0	0	49	0	0	53	0	0	0	0
HOPE COLLEGE	173	0	0	0	65	0	59	0	0	49	0	0
MERRILL-PALMER INST	163	0	0	0	0	163	0	0	0	0	0	0
MICHIGAN STATE UNIVERSITY	27,021	4,886	25	841	1,752	982	10,997	138	206	7,000	124	10
MICHIGAN TECH UNIVERSITY	2,314	184	0	539	149	294	0	350	29	729	0	40
NORTHERN MICHIGAN UNIV	48	0	0	0	0	0	0	48	0	0	0	0
OAKLAND UNIVERSITY	1,418	0	0	145	12	0	1,035	0	0	226	0	0
SHAW COLLEGE AT DETROIT	24	0	0	0	0	0	0	0	0	24	0	0
UNIVERSITY OF DETROIT	187	0	0	0	0	0	99	0	0	88	0	0
UNIVERSITY OF MICHIGAN	62,800	238	1,375	3,097	2,885	870	35,251	416	4,827	11,307	719	1,815
WAYNE STATE UNIVERSITY	12,196	206	0	1,016	412	0	9,047	0	7	1,322	186	0
WESTERN MICHIGAN UNIV	222	0	0	18	0	0	122	0	0	82	0	0
<b>MINNESOTA, TOTAL</b>												
	64,749	5,316	447	1,101	2,572	1,140	44,596	508	1,553	7,204	221	91
AUGSBURG COLLEGE	8	0	0	0	0	0	0	0	8	0	0	0
COLLEGE OF ST CATHERINE	11	0	0	0	0	0	0	0	0	11	0	0
COLLEGE OF ST TERESA	28	0	0	0	0	0	28	0	0	0	0	0
CONCORDIA COL MOORHEAD	28	28	0	0	0	0	0	0	0	0	0	0
MACALESTER COLLEGE	194	0	0	0	0	0	0	0	0	194	0	0
SOUTHWEST STATE UNIV	25	0	25	0	0	0	0	0	0	0	0	0
ST MARY'S COLLEGE	18	0	0	0	0	0	0	0	0	18	0	0
ST OLAF COLLEGE	48	0	0	0	0	0	23	0	0	25	0	0
ST U SYS OF MINN-SYS OFF	126	0	0	0	0	0	126	0	0	0	0	0
UNIVERSITY OF MINNESOTA	64,263	5,288	422	1,101	2,572	1,140	44,419	508	1,545	6,956	221	91
<b>MISSISSIPPI, TOTAL</b>												
	18,951	4,818	0	208	7,514	725	4,135	242	928	381	0	0
ALCORN STATE UNIVERSITY	1,084	1,031	0	0	0	0	0	0	53	0	0	0
DELTA STATE UNIVERSITY	13	13	0	0	0	0	0	0	0	0	0	0
JACKSON STATE UNIVERSITY	404	140	0	0	100	0	10	0	154	0	0	0
MISS UNIVERSITY FOR WOMEN	19	0	0	0	0	0	0	0	19	0	0	0
MISSISSIPPI COLLEGE	10	0	0	0	0	0	0	0	0	10	0	0
MISSISSIPPI STATE UNIV	6,553	3,634	0	84	1,214	830	240	242	546	63	0	0
NORTHWEST MISS JUNIOR COL	6,200	0	0	0	6,200	0	0	0	0	0	0	0
UNIV OF STRN MISSISSIPPI	283	0	0	7	0	0	94	0	156	26	0	0
UNIVERSITY OF MISSISSIPPI	4,310	0	0	117	0	120	3,791	0	0	282	0	0
UTICA JUNIOR COLLEGE	75	0	0	0	0	75	0	0	0	0	0	0
<b>MISSOURI, TOTAL</b>												
	76,352	6,303	261	1,915	1,883	1,859	54,950	526	1,269	5,841	0	1,545
AVILA COLLEGE	5	0	0	0	0	0	5	0	0	0	0	0
CENTRAL MISSOURI ST UNIV	63	0	0	0	0	0	63	0	0	0	0	0

SEE FOOTNOTES AT END OF TABLE

STATE & INSTITUTION	(DOLLARS IN THOUSANDS)											
	TOTAL	USDA	COM	ODD	DOE	EPA	HEW	INT	NASA	NSF	DOT	OTHER*
<b>MISSOURI, CONT'D</b>												
DRURY COLLEGE	9	0	0	0	0	0	9	0	0	0	0	0
KANSAS CITY COL OSTED MED	54	0	0	0	0	0	54	0	0	0	0	0
KIRKSVILLE COL OSTED, MED	186	0	0	0	0	0	186	0	0	0	0	0
LINCOLN UNIVERSITY (MO)	1,014	1,014	0	0	0	0	0	0	0	0	0	0
NORTHEAST MISSOURI ST U	24	0	0	0	0	0	24	0	0	0	0	0
SOUTHWEST MISSOURI ST U	75	0	0	0	0	0	0	75	0	0	0	0
ST LOUIS UNIVERSITY	6,820	0	0	248	8	5,411	0	25	348	0	0	780
UNIV OF MISSOURI KAN CITY	16,471	5,283	0	472	97	511	7,348	399	85	1,332	0	70
UNIV OF MISSOURI KAN CITY	490	0	0	82	27	0	162	0	0	219	0	0
UNIV OF MISSOURI ROLLA	2,143	0	0	375	132	465	50	50	159	912	0	0
UNIV OF MISSOURI ST LOUIS	259	6	0	0	55	0	66	0	25	107	0	0
UNIV OF MISSOURI SYS OFF	796	0	212	0	0	0	0	0	0	0	0	584
WASHINGTON UNIVERSITY	47,943	0	49	738	698	875	41,572	2	975	2,923	0	111
<b>MONTANA, TOTAL</b>												
MONT COL MINRL SCI & TECH	167	0	0	0	102	0	30	35	0	0	0	0
MONTANA STATE UNIVERSITY	4,005	1,800	52	232	162	740	314	310	0	395	0	0
UNIVERSITY OF MONTANA	1,674	472	72	0	68	65	245	441	3	308	0	0
<b>NEBRASKA, TOTAL</b>												
CREIGHTON UNIVERSITY	959	0	0	0	0	40	879	0	0	40	0	0
DOANE COLLEGE	14	0	0	0	0	0	0	0	0	14	0	0
S E CNTY COL - LINCOLN	15	15	0	0	0	0	0	0	0	0	0	0
U MED CTRL ADMIN SYS OFF	4,000	0	0	0	0	0	0	0	0	0	0	0
U OF NEB MED CTR AT OMAHA	6,198	0	0	0	0	0	0	0	0	0	0	4,000
UNIV OF NEBRASKA AT OMAHA	214	0	0	100	0	0	6,067	0	0	41	0	0
UNIV OF NEBRASKA-LINCOLN	8,152	3,271	0	118	480	309	1,043	238	114	2,343	146	90
<b>NEVADA, TOTAL</b>												
DESERT RESEARCH INSTITUTE	1,220	0	0	0	0	220	0	42	218	740	0	0
SIERRA NEVADA COLLEGE	8	0	0	0	8	0	0	0	0	0	0	0
U OF NEV SYS ADM SYS OFF	271	0	0	0	0	271	0	0	0	0	0	0
UNIV OF NEVADA - RENO	3,170	861	0	780	0	0	569	438	72	450	0	0
UNIV OF NEVADA LAS VEGAS	183	0	0	0	0	54	87	11	31	0	0	0
<b>NEW HAMPSHIRE, TOTAL</b>												
DARTMOUTH COLLEGE	8,875	73	0	190	230	32	7,137	0	275	948	0	10
FRANKLIN PIERCE LAW CTR	308	0	0	0	308	0	0	0	0	0	0	0
KEENE STATE COLLEGE	16	0	0	0	0	0	0	0	0	16	0	0
UNIV OF NEW HAMPSHIRE	5,697	1,181	1,340	672	189	0	501	118	989	709	0	0
<b>NEW JERSEY, TOTAL</b>												
BURLINGTON COUNTY COLLEGE	12	0	0	0	0	0	0	0	0	12	0	0
COL OF MED & DENT OF N J	9,056	0	0	38	0	0	8,652	0	0	366	0	0
FAIRLEIGH DICKINSON UNIV	887	0	626	60	42	0	144	0	15	0	0	0
MONTMOUTH COLLEGE (NJ)	11	0	0	11	0	0	0	0	0	0	0	0
MONTCLAIR STATE COLLEGE	91	0	0	10	0	0	23	0	0	58	0	0
N J INST OF TECHNOLOGY	505	25	0	122	0	50	59	0	0	249	0	0
PRINCETON UNIVERSITY	19,269	0	84	2,493	3,360	90	4,025	0	2,389	6,345	481	2
RUTGERS THE ST UNIV OF NJ	14,522	2,454	49	534	257	104	6,388	204	76	4,272	0	184
STEVENS INSTITUTE OF TECH	2,091	0	299	1,204	73	0	23	75	25	392	0	0
STOCKTON STATE COLLEGE	44	0	0	0	0	0	0	0	0	12	0	0
TRENTON STATE COLLEGE	54	0	0	0	0	0	0	0	25	15	0	0
UPSALA COLLEGE	6	0	0	0	0	0	6	0	0	0	0	0
WILLIAM PATERSON COLLEGE	23	0	0	0	0	0	0	0	0	23	0	0
<b>NEW MEXICO, TOTAL</b>												
EASTERN NEW MEXICO UNIV	46	0	0	0	0	0	0	6	0	40	0	0
N MEX INST MINING & TECH	2,967	0	0	1,719	221	0	0	339	32	656	0	0
NEW MEXICO HIGHLANDS UNIV	6	0	0	0	0	0	6	0	0	0	0	0
NEW MEXICO STATE UNIV	11,250	1,250	0	6,354	552	0	950	275	1,607	262	0	0
UNIVERSITY OF NEW MEXICO	20,048	95	184	5,810	1,116	30	10,724	60	212	1,439	0	358
<b>NEW YORK, TOTAL</b>												
ADELPHI UNIVERSITY	203	0	0	0	10	0	145	0	0	48	0	0
ALBANY MEDICAL COLLEGE	5,801	150	0	0	0	0	5,623	0	0	28	0	0
ALFRED UNIVERSITY	40	0	0	0	0	0	0	9	0	31	0	0
BANK STREET COL OF ED	1,507	0	0	0	0	0	1,507	0	0	0	0	0
BARNARD COLLEGE	152	0	0	0	0	0	70	0	0	77	0	5
CLARKSON COLLEGE OF TECH	2,313	0	0	664	160	70	287	0	190	868	74	0
COLGATE UNIVERSITY	63	0	0	0	0	0	0	0	0	63	0	0
COLLEGE OF NEW ROCHELLE	34	0	0	0	0	0	34	0	0	0	0	0
COLUMBIA U TEACHERS COL	1,578	0	0	0	0	0	1,384	0	0	194	0	0
COLUMBIA UNIV MAIN DIV	73,759	0	238	5,009	3,216	19	45,988	0	1,936	16,581	37	735
COLUMBIA UNIV SYS OFF	1,057	0	0	0	0	0	403	654	0	0	0	0
CORNELL UNIVERSITY	68,927	6,363	30	2,884	1,829	597	28,084	344	1,795	26,292	0	709
CUNY BERNARD BARUCH COL	93	0	0	52	0	0	0	0	0	41	0	0
CUNY BROOKLYN COLLEGE	1,028	0	0	16	0	0	592	0	0	390	0	0
CUNY CENTRAL SYS OFF	189	0	0	0	0	33	104	0	0	52	0	0
CUNY CITY COLLEGE	3,181	0	0	362	833	0	722	0	237	1,027	0	0
CUNY COL S ISL ST GEORGE	87	0	0	0	0	0	87	0	0	0	0	0
CUNY GRAD SCH & UNIV CTR	1,374	0	0	0	0	0	786	0	20	96	0	472
CUNY HUNTER COLLEGE	1,488	0	0	0	0	0	1,200	0	11	277	0	0
CUNY JMW JAY COL CRIM JUS	87	0	0	0	0	0	0	0	0	0	0	0
CUNY LEHMAN COLLEGE	54	0	0	0	0	0	0	0	0	54	0	0
CUNY MCDGAR EYERS COLLEGE	200	0	0	10	0	0	0	0	0	0	0	200
CUNY MT SIMAI SCH OF MED	21,131	0	0	9	0	53	20,698	0	0	371	0	0
CUNY QUEENS COLLEGE	794	0	0	36	0	0	526	0	45	116	0	71
CUNY QUEENSBORO CNTY COL	26	0	0	0	0	0	0	0	26	0	0	0

SEE FOOTNOTES AT END OF TABLE.

(DOLLARS IN THOUSANDS)

STATE & INSTITUTION	TOTAL	USDA	COM	DOD	DDE	EPA	HEW	INT	NASA	NSF	DOT	OTHER*
NEW YORK, CONT'D												
CUNY YORK COLLEGE	34	0	0	0	0	0	0	0	34	0	0	0
FORDHAM UNIVERSITY	921	0	0	0	0	0	907	0	0	14	0	0
HAMILTON COLLEGE	95	0	0	0	0	0	0	0	0	95	0	0
HOBART-WM SMITH COLLEGES	25	0	0	0	0	0	0	0	0	25	0	0
MOFSTRA UNIVERSITY	109	0	0	0	0	0	0	0	39	70	0	0
HOUGHTON COLLEGE	76	0	0	0	76	0	0	0	0	0	0	0
ITHACA COLLEGE	51	0	0	0	0	0	36	0	0	15	0	0
LONG ISLAND UNIVERSITY	247	0	0	0	0	0	149	0	0	98	0	0
MANHATTAN COLLEGE	788	0	0	0	0	788	0	0	0	0	0	0
NEW SCH FOR SOC RESEARCH	76	0	0	0	0	0	76	0	0	0	0	0
NEW YORK INST TECHNOLOGY	104	0	0	0	0	0	104	0	0	0	0	0
NEW YORK MEDICAL COLLEGE	4,953	0	0	72	0	0	4,753	0	0	128	0	0
NEW YORK UNIVERSITY	38,891	179	110	1,400	3,854	328	29,001	0	857	2,578	0	584
POLYTECHNIC INST OF N Y	4,209	0	97	2,152	150	0	390	0	252	1,030	138	0
RENSSELAER POLYTECH INST	7,742	0	49	1,603	1,019	244	984	0	910	2,705	0	228
ROCKEFELLER UNIVERSITY	17,163	60	0	201	697	15	14,830	0	35	1,325	0	0
RUSSELL SAGE COLLEGE	29	0	0	0	0	0	29	0	0	0	0	0
SIENA COLLEGE	15	0	0	0	0	0	0	0	0	15	0	0
ST BONAVENTURE UNIVERSITY	13	0	0	0	13	0	0	0	0	0	0	0
ST JOHN'S UNIVERSITY (NY)	83	0	0	0	0	0	48	0	0	35	0	0
SUNY AT ALBANY	8,371	645	0	1,913	744	0	2,304	35	542	1,803	0	385
SUNY AT BINGHAMTON	2,107	0	0	0	35	0	950	0	0	978	94	50
SUNY AT BUFFALO	14,524	0	202	112	85	308	11,002	0	81	2,734	0	0
SUNY AT STONY BROOK	14,629	0	0	151	639	2	7,138	0	678	5,871	0	150
SUNY COL OF ENV SCI & FOR	760	35	0	0	0	0	374	0	0	351	0	0
SUNY COLLEGE AT PURCHASE	66	0	0	0	0	0	40	0	26	0	0	0
SUNY COLLEGE BROCKPORT	92	0	0	0	0	0	29	0	0	63	0	0
SUNY COLLEGE BUFFALO	70	0	0	0	0	0	12	0	0	58	0	0
SUNY COLLEGE CORTLAND	15	0	0	0	0	0	15	0	0	0	0	0
SUNY COLLEGE PLATTSBURGH	156	0	0	0	0	0	130	0	0	26	0	0
SUNY COLLEGE POTSDAM	12	0	0	0	0	0	0	0	0	12	0	0
SUNY DOWNSTATE MED CTR	5,198	0	0	77	0	0	5,121	0	0	0	0	0
SUNY ERIE CNTY COLLEGE	36	0	0	0	0	0	36	0	0	0	0	0
SUNY REGENT'S EXTNL DEGREE	180	0	0	0	0	0	180	0	0	0	0	0
SUNY ST COL OF OPTOMETRY	143	0	0	0	0	0	143	0	0	0	0	0
SUNY SYSTEM OFFICE	509	0	42	0	0	0	183	57	0	227	0	0
SUNY UPSTATE MEDICAL CTR	4,401	0	0	0	0	0	4,237	0	20	144	0	0
SUNY WESTCHESTER CNTY COL	22	0	0	0	0	0	0	0	0	22	0	0
SYRACUSE UNIVERSITY	10,178	201	0	3,582	393	0	3,164	0	158	1,900	0	780
UNION COLLEGE (NY)	113	0	0	0	0	0	54	0	0	59	0	0
UNIVERSITY OF ROCHESTER	35,427	0	0	1,027	4,473	41	25,047	0	83	4,756	0	0
YASSAR COLLEGE	280	0	0	0	22	0	225	0	0	33	0	0
YORRHEES TECH INST	252	0	0	0	0	0	0	0	0	0	252	0
WAGNER COLLEGE	7	0	0	0	0	0	0	0	0	7	0	0
WEBB INST OF NAVAL ARCH	33	0	33	0	0	0	0	0	0	0	0	0
WELLS COLLEGE	39	0	0	0	0	0	39	0	0	0	0	0
YESHIVA UNIVERSITY	35,305	0	0	0	0	0	34,410	0	0	895	0	0
<b>NORTH CAROLINA, TOTAL</b>	<b>110,589</b>	<b>7,692</b>	<b>1,216</b>	<b>2,926</b>	<b>9,481</b>	<b>3,727</b>	<b>77,280</b>	<b>1,143</b>	<b>1,050</b>	<b>9,054</b>	<b>168</b>	<b>2,852</b>
APPALACHIAN ST UNIVERSITY	971	0	0	0	0	0	149	0	0	22	0	800
DUKE UNIVERSITY	41,728	105	0	1,388	1,934	858	33,636	0	205	3,591	0	11
EAST CAROLINA UNIVERSITY	730	0	0	0	0	37	543	0	0	150	0	0
NC STATE UNIV AT RALEIGH	15,621	5,631	32	702	736	1,313	1,837	919	517	1,905	0	2,029
NC AG & TECH STATE UNIV	2,005	1,454	0	0	60	80	0	0	252	75	84	0
NORTH CAROLINA CNTL UNIV	172	3	0	0	50	0	0	0	40	29	50	0
SHAW UNIVERSITY	54	54	0	0	0	0	0	0	0	0	0	0
ST AUGUSTINES COLLEGE	100	0	100	0	0	0	0	0	0	0	0	0
UNIV OF N C AT CHARLOTTE	207	0	0	13	0	0	194	0	0	0	0	0
UNIV OF N C AT GREENSBORO	278	0	0	0	0	0	204	0	36	38	0	0
UNIV OF N C AT WILMINGTON	95	0	0	59	0	0	0	0	0	36	0	0
UNIV OF N C SYS OFF	1,299	0	1,034	0	0	137	0	0	0	94	34	0
UNIV OF NC AT CHAPEL HILL	40,179	445	0	764	649	1,302	33,713	224	0	3,070	0	12
WAKE FOREST UNIVERSITY	7,039	0	0	0	52	0	6,954	0	0	33	0	0
WESTERN CAROLINA UNIV	111	0	50	0	0	0	50	0	0	11	0	0
<b>NORTH DAKOTA, TOTAL</b>	<b>7,297</b>	<b>2,479</b>	<b>-92</b>	<b>63</b>	<b>1,463</b>	<b>0</b>	<b>627</b>	<b>2,084</b>	<b>0</b>	<b>489</b>	<b>0</b>	<b>0</b>
NORTH DAKOTA STATE UNIV	2,636	1,646	92	63	0	0	163	386	0	286	0	0
TURTLE MOUNTAIN COMM COL	78	0	0	0	0	0	78	0	0	0	0	0
UNIVERSITY OF N DAKOTA	4,583	833	0	0	1,463	0	386	1,698	0	203	0	0
<b>OHIO, TOTAL</b>	<b>106,440</b>	<b>4,793</b>	<b>281</b>	<b>21,290</b>	<b>3,275</b>	<b>5,085</b>	<b>55,121</b>	<b>736</b>	<b>3,517</b>	<b>10,564</b>	<b>744</b>	<b>932</b>
BOWLING GREEN STATE UNIV	851	0	0	45	0	0	673	0	0	74	57	2
CAPITAL UNIVERSITY	23	0	0	0	0	0	0	0	0	23	0	0
CASE WESTERN RESERVE UNIV	29,189	7	101	1,081	1,385	196	21,629	71	1,066	3,605	0	48
CENTRAL OHIO TECH COL	9	9	0	0	0	0	0	0	0	0	0	0
CENTRAL STATE UNIVERSITY	140	0	0	0	0	31	0	0	0	0	109	0
CLEVELAND STATE UNIV	224	0	0	0	0	0	23	0	201	0	0	0
COL MT ST JOSEPH-ON-OHIO	21	0	0	0	0	0	0	0	0	21	0	0
COLLEGE OF WOOSTER	23	0	0	0	0	0	23	0	0	0	0	0
DENISON UNIVERSITY	33	0	0	0	17	0	0	0	0	16	0	0
HEIDELBERG COLLEGE	32	0	0	0	32	0	0	0	0	0	0	0
JOHN CARROLL UNIVERSITY	94	0	0	70	0	0	24	0	0	0	0	0
KENT STATE UNIVERSITY	1,173	0	0	26	54	0	576	0	6	511	0	0
KENTON COLLEGE	15	0	0	15	0	0	0	0	0	0	0	0
MED COL OF OHIO AT TOLEDO	2,531	0	0	0	0	0	2,531	0	0	0	0	0
MIAMI UNIVERSITY (OHIO)	706	0	0	256	0	76	72	0	90	212	0	0
MUSKINGUM AREA TECH COL	7	0	0	0	0	0	0	0	0	7	0	0
MUSKINGUM COLLEGE	11	0	0	0	0	0	0	0	7	4	0	0
NE OHIO UNIVS-MED SCHOOL	298	0	0	0	0	0	298	0	0	0	0	0
OSHERLIM COLLEGE	122	0	0	0	0	0	17	0	0	105	0	0
OHIO STATE UNIVERSITY	33,325	4,779	180	3,757	1,055	2,218	14,373	650	1,241	4,272	19	781
OHIO UNIVERSITY	1,676	0	0	225	173	0	384	0	110	262	522	0
OHIO WESLEYAN UNIVERSITY	85	0	0	18	0	0	50	0	0	0	0	17

SEE FOOTNOTES AT END OF TABLE.

STATE & INSTITUTION	(DOLLARS IN THOUSANDS)											
	TOTAL	USDA	COM	DOO	DOE	EPA	HEW	INT	NASA	HSF	DOT	OTHER*
<b>OHIO, CONT'D</b>												
UNIVERSITY OF AKRON	653	0	0	98	0	124	72	0	52	307	0	0
UNIVERSITY OF CINCINNATI	16,615	0	0	1,208	329	1,936	11,974	0	248	920	0	0
UNIVERSITY OF DAYTON	14,785	0	0	14,031	287	139	116	0	175	0	37	0
UNIVERSITY OF TOLEDO	600	0	0	0	29	0	53	0	284	150	0	84
WITTENBERG UNIVERSITY	24	0	0	13	0	0	0	0	0	11	0	0
WRIGHT STATE UNIVERSITY	3,175	0	0	447	46	333	2,233	15	37	64	0	0
<b>OKLAHOMA, TOTAL</b>	<b>16,075</b>	<b>3,589</b>	<b>276</b>	<b>2,284</b>	<b>658</b>	<b>876</b>	<b>5,229</b>	<b>578</b>	<b>792</b>	<b>1,564</b>	<b>103</b>	<b>126</b>
EAST CENTRAL OKLA ST UNIV	146	0	125	0	0	21	0	0	0	0	0	0
LANGSTON UNIVERSITY	799	744	0	0	0	55	0	0	0	0	0	0
OKLAHOMA STATE UNIVERSITY	7,408	2,812	15	1,904	293	351	521	332	631	503	0	46
ORAL ROBERTS UNIVERSITY	107	0	0	0	0	0	107	0	0	0	0	0
SOUTH OKLA CTY JR COLLEGE	24	0	0	0	0	0	0	0	0	24	0	0
UNIV OF OKLA HLTH SCI CTR	3,747	33	0	10	0	0	3,654	0	43	7	0	0
UNIV OF OKLA SYS OFF	1,447	0	436	0	0	30	0	184	0	994	103	0
UNIV OF OKLAHOMA NORMAN	2,109	0	0	370	152	419	941	29	118	0	0	80
UNIVERSITY OF TULSA	288	0	0	0	213	0	6	33	0	36	0	0
<b>OREGON, TOTAL</b>	<b>43,466</b>	<b>3,838</b>	<b>2,686</b>	<b>2,542</b>	<b>1,197</b>	<b>1,196</b>	<b>19,976</b>	<b>427</b>	<b>957</b>	<b>10,248</b>	<b>0</b>	<b>399</b>
COLEGIO CESAR CHAVEZ	48	0	0	0	0	0	48	0	0	0	0	0
EASTERN OREGON ST COLLEGE	130	22	30	0	0	0	59	0	0	19	0	0
LEWIS & CLARK COLLEGE	1	1	0	0	0	0	0	0	0	0	0	0
OREGON COLLEGE OF EDUC	24	0	0	0	0	0	0	0	0	24	0	0
OREGON GRADUATE CENTER	1,101	0	0	164	0	68	450	19	90	310	0	0
OREGON INSTITUTE OF TECH	214	0	0	0	214	0	0	0	0	0	0	0
OREGON STATE UNIVERSITY	23,075	3,815	2,589	1,821	749	998	4,780	408	645	6,871	0	399
PORTLAND STATE UNIVERSITY	958	0	0	123	0	75	622	0	0	138	0	0
REED COLLEGE	335	0	0	0	0	0	215	0	0	120	0	0
SOUTHERN OREGON ST COL	20	0	0	0	0	0	0	0	0	20	0	0
UNIV OREGON HLTH SCI CTR	8,763	0	0	154	0	55	8,401	0	23	130	0	0
UNIVERSITY OF OREGON MAIN	8,776	0	67	280	234	0	5,380	0	199	2,616	0	0
WILLAMETTE UNIVERSITY	21	0	0	0	0	0	21	0	0	0	0	0
<b>PENNSYLVANIA, TOTAL</b>	<b>194,234</b>	<b>5,419</b>	<b>423</b>	<b>29,129</b>	<b>10,912</b>	<b>2,689</b>	<b>111,829</b>	<b>2,245</b>	<b>3,611</b>	<b>26,213</b>	<b>595</b>	<b>1,169</b>
ALLEGHENY COLLEGE	2	0	0	0	0	2	0	0	0	0	0	0
BRYN MAWR COLLEGE	267	0	0	0	0	0	202	0	0	65	0	0
BUCKNELL UNIVERSITY	305	0	29	0	0	0	260	0	16	0	0	0
CARNEGIE-MELLON UNIV	16,336	0	55	5,233	2,592	38	3,140	108	119	4,966	0	85
CMY COL ALLEGHENY COUNTY	11	0	0	0	0	0	0	0	0	11	0	0
DICKINSON COLLEGE	20	0	0	0	0	0	0	0	0	20	0	0
OREXEL UNIVERSITY	2,983	0	0	599	589	120	364	137	413	761	0	0
DUQUESNE UNIVERSITY	221	0	0	0	23	0	117	0	0	81	0	0
EASTERN COLLEGE	21	0	0	0	0	0	0	0	0	21	0	0
FRANKLIN & MARSHALL COL	70	0	0	0	0	0	0	0	0	70	0	0
GAMMON COLLEGE	66	0	0	10	0	0	30	0	0	40	0	0
HAHNEMANN MED COL & HOSP	4,250	0	0	107	0	56	0	0	0	0	0	0
HAVERTFORD COLLEGE	310	0	0	0	0	0	4,143	0	0	0	0	0
JUNIATA COLLEGE	114	0	0	0	0	0	156	0	0	154	0	0
LEHIGH UNIVERSITY	4,356	0	198	1,454	502	0	350	0	276	1,480	0	96
LINCOLN UNIVERSITY (PA)	50	0	0	0	0	0	0	0	50	0	0	0
MARYWOOD COLLEGE	23	0	0	0	0	0	23	0	0	0	0	0
MILLERSVILLE STATE COL	13	0	0	0	0	0	0	0	0	13	0	0
PENNSYLVANIA COL OPTOMET	20	0	0	20	0	0	0	0	0	0	0	0
PENNSYLVANIA STATE UNIV 2/	44,044	5,061	68	45,411	3,004	912	11,648	1,839	1,374	4,344	327	56
PHILA COL OF PHARM & SCI	124	0	0	0	0	0	124	0	0	0	0	0
PHILA COL OF TEXT & SCI	18	0	0	0	0	0	41	0	0	18	0	0
PHILA COL OSTEOPATHIC MED	41	0	0	0	0	0	41	0	0	0	0	0
SHIPPENSBURG STATE COL	40	3	0	0	0	0	15	0	0	22	0	0
ST JOSEPH'S UNIVERSITY	60	0	0	60	0	0	0	0	0	0	0	0
SUSQUEHANNA UNIVERSITY	31	0	0	0	0	31	0	0	0	0	0	0
SMITHMORE COLLEGE	247	0	0	0	0	0	54	0	8	185	0	0
TEMPLE UNIVERSITY	12,851	0	0	118	200	70	11,744	0	70	614	0	35
THE MEDICAL COL OF PENNA	3,064	0	0	0	0	0	3,064	0	0	0	0	0
THOMAS JEFFERSON UNIV	7,520	0	0	42	30	167	7,244	0	0	0	0	0
UNIV OF PENNSYLVANIA	59,179	353	0	3,824	3,082	345	47,482	15	267	8,777	221	813
UNIVERSITY OF PITTSBURGH	31,317	0	73	2,241	776	948	21,412	146	1,012	4,578	47	84
UNIVERSITY OF SCRANTON	4	0	0	0	0	0	0	0	0	4	0	0
VILLANOVA UNIVERSITY	107	0	0	0	0	0	101	0	0	0	0	0
WEST CHESTER STATE COL	115	0	0	10	0	0	115	0	0	0	0	0
WIDENER COLLEGE	32	0	0	10	0	0	0	0	0	22	0	0
WILLIAMSPORT AREA CC	2	2	0	0	0	0	0	0	0	0	0	0
<b>RHODE ISLAND, TOTAL</b>	<b>25,503</b>	<b>1,191</b>	<b>2,178</b>	<b>2,752</b>	<b>1,371</b>	<b>949</b>	<b>5,137</b>	<b>241</b>	<b>483</b>	<b>11,194</b>	<b>0</b>	<b>7</b>
BROWN UNIVERSITY	13,515	0	0	1,399	1,325	0	4,524	53	420	5,787	0	7
PROVIDENCE COLLEGE	5	0	0	0	0	0	5	0	0	0	0	0
RHODE ISLAND COLLEGE	41	0	0	0	0	0	41	0	0	0	0	0
ROGER WILLIAMS COLLEGE	25	0	0	0	0	0	0	0	0	25	0	0
UNIV OF RHODE ISLAND	11,917	1,191	2,178	1,353	46	949	567	188	63	5,382	0	0
<b>SOUTH CAROLINA, TOTAL</b>	<b>18,035</b>	<b>3,817</b>	<b>39</b>	<b>868</b>	<b>147</b>	<b>913</b>	<b>8,530</b>	<b>225</b>	<b>304</b>	<b>3,173</b>	<b>19</b>	<b>0</b>
BENEDICT COLLEGE	34	0	0	0	0	34	0	0	0	0	0	0
CENTRAL WESLEYAN COLLEGE	8	0	0	0	0	0	0	0	0	8	0	0
CLAFLIN COLLEGE	38	0	0	0	0	38	0	0	0	0	0	0
CLEMSON UNIVERSITY	4,729	2,898	39	264	32	190	572	185	76	464	9	0
COLLEGE OF CHARLESTON	75	0	0	0	0	50	0	0	0	25	0	0
FURMAN UNIVERSITY	34	0	0	0	0	0	0	0	0	34	0	0
GREENVILLE TECH COLLEGE	11	0	0	0	11	0	0	0	0	0	0	0
MED UNIV OF SO CAROLINA	6,138	0	0	10	0	500	5,598	0	0	30	0	0
SOUTH CAROLINA ST COLLEGE	859	859	0	0	0	0	0	0	0	0	0	0
UNIV OF SOUTH CAROLINA	6,094	60	0	594	104	101	2,345	40	228	2,612	10	0
VOORHEES COLLEGE	5	0	0	0	0	0	5	0	0	0	0	0

SEE FOOTNOTES AT END OF TABLE.

(DOLLARS IN THOUSANDS)

STATE & INSTITUTION	TOTAL	USDA	COM	ODD	DOE	EPA	HEW	INT	NASA	NSF	DOT	OTHER*
<b>SOUTH CAROLINA, CONT'D</b>												
WINTHROP COLLEGE	10	0	0	0	0	0	10	0	0	0	0	0
<b>SOUTH DAKOTA, TOTAL</b>	<b>3,748</b>	<b>1,570</b>	<b>76</b>	<b>25</b>	<b>202</b>	<b>32</b>	<b>563</b>	<b>551</b>	<b>198</b>	<b>471</b>	<b>60</b>	<b>0</b>
AUGUSTANA COLLEGE	62	24	0	0	0	0	11	0	0	27	0	0
BLACK HILLS STATE COLLEGE	172	0	0	0	0	0	172	0	0	0	0	0
DAKOTA WESLEYAN UNIV	31	0	0	0	0	0	31	0	0	0	0	0
S DAK SCH HINES & TECH	947	5	76	25	182	32	0	354	0	213	60	0
SOUTH DAKOTA STATE UNIV	1,980	1,541	0	0	0	0	0	185	198	56	0	0
UNIV OF SOUTH DAKOTA	551	0	0	0	20	0	344	12	0	175	0	0
YANKTON COLLEGE	5	0	0	0	0	0	5	0	0	0	0	0
<b>TENNESSEE, TOTAL</b>	<b>52,692</b>	<b>4,963</b>	<b>145</b>	<b>1,484</b>	<b>8,065</b>	<b>203</b>	<b>33,244</b>	<b>621</b>	<b>971</b>	<b>2,743</b>	<b>82</b>	<b>171</b>
CHRISTIAN BROTHERS COL	6	0	0	0	0	0	0	0	0	6	0	0
EAST TENNESSEE STATE UNIV	215	0	0	0	0	0	80	0	0	135	0	0
FISK UNIVERSITY	95	0	0	0	0	0	0	0	0	0	0	0
GEORGE PEABODY COL TEACHERS	1,285	0	0	0	0	0	1,285	0	80	15	0	0
LE MOYNE-OWEN COLLEGE	33	0	0	0	0	0	0	0	0	0	0	0
MC HARRY MEDICAL COLLEGE	1,065	0	0	0	0	0	1,010	0	33	0	0	0
MEMPHIS STATE UNIVERSITY	574	0	50	20	0	0	264	87	0	0	18	135
SOUTHWESTERN AT MEMPHIS	9	0	0	0	0	0	0	0	0	9	0	0
TENN TECHNOLOGICAL UNIV	173	0	0	22	89	45	0	5	12	0	0	0
TENNESSEE STATE UNIV	1,145	1,108	0	0	0	0	2	0	35	0	0	0
U TENNESSEE CHATTANOOGA	70	0	0	0	0	0	38	0	0	32	0	0
U TENNESSEE KNOXVILLE	18,704	3,798	0	1,266	7,720	47	3,942	349	540	1,042	0	0
UNIV OF TENN SYSTEM OFF	357	0	95	0	0	0	0	180	0	0	82	0
UNIV TENN CTR HEALTH SCI	7,171	57	0	40	50	0	6,756	0	78	190	0	0
UNIV TENNESSEE NASHVILLE	43	0	0	0	0	0	0	0	43	0	0	0
VANDERBILT UNIVERSITY	21,747	0	0	136	206	111	19,867	0	95	1,296	0	36
<b>TEXAS, TOTAL</b>	<b>199,367</b>	<b>9,910</b>	<b>3,502</b>	<b>21,395</b>	<b>12,588</b>	<b>6,594</b>	<b>115,683</b>	<b>1,048</b>	<b>7,406</b>	<b>17,451</b>	<b>2,262</b>	<b>1,528</b>
AMERICAN TECHNOLOGICAL U	70	0	0	0	70	0	0	0	0	0	0	0
BAYLOR COL OF DENTISTRY	115	0	0	0	0	0	115	0	0	0	0	0
BAYLOR COL OF MEDICINE	29,806	0	0	261	0	248	28,666	0	277	354	0	0
BAYLOR UNIVERSITY	208	0	0	0	0	0	134	0	0	74	0	0
BISHOP COLLEGE	91	0	0	0	0	0	91	0	0	0	0	0
DEL MAR COLLEGE	12	0	0	0	0	0	0	0	12	0	0	0
EAST TEXAS STATE UNIV	75	0	75	0	0	0	0	0	0	0	0	0
HARDIN-SIMMONS UNIVERSITY	65	0	0	0	0	0	0	0	65	0	0	0
HOUSTON BAPTIST UNIV	50	0	0	0	0	0	29	0	21	0	0	0
LAMAR UNIVERSITY	62	0	0	0	0	0	0	10	0	52	0	0
MIDLAND COLLEGE	18	0	0	0	0	0	0	0	0	18	0	0
NORTH TEXAS STATE UNIV	1,175	0	0	137	0	379	632	15	0	72	0	0
OUR LADY OF THE LAKE UNIV	153	0	0	0	0	0	153	0	0	0	0	0
PAN AMERICAN UNIVERSITY	62	0	0	0	0	0	0	0	40	19	0	3
PRAIRIE VIEW A & M UNIV	1,495	1,401	0	50	0	0	0	0	44	0	0	0
RICE UNIVERSITY	5,398	0	0	477	954	0	1,537	0	517	1,373	0	0
RICHLAND COLLEGE	7	0	0	0	0	0	0	0	0	7	0	0
SOUTHERN METHODIST UNIV	1,588	0	0	402	308	0	805	0	127	446	0	0
SOUTHWEST TEXAS ST UNIV	558	0	0	0	0	0	37	0	0	0	521	0
STEPHEN F AUSTIN ST UNIV	165	167	0	0	0	0	0	0	0	0	0	0
TEXAS A & M UNIVERSITY	43	0	0	10	0	0	0	2	0	31	0	0
TEXAS A & M UNIV SYS OFF	907	0	0	0	0	118	0	0	0	87	702	0
TEXAS A & M UNIVERSITY	26,238	6,074	3,096	2,113	1,435	3,608	2,339	787	850	4,921	915	0
TEXAS CHRISTIAN UNIV	770	0	0	192	0	0	435	0	0	115	28	0
TEXAS COL OF OSTEO MED	93	0	0	0	0	0	93	0	0	0	0	0
TEXAS SOUTHERN UNIV	135	0	0	0	101	0	34	0	0	0	0	0
TEXAS STATE TECH INST	25	0	0	0	0	0	0	0	0	25	0	0
TEXAS TECH UNIVERSITY	6,204	373	0	770	1,815	747	1,589	90	0	668	0	226
TEXAS WOMAN'S UNIVERSITY	118	0	0	0	0	0	118	0	0	0	0	0
TRINITY UNIVERSITY	653	0	0	40	558	0	0	0	0	55	0	0
U OF HOUSTON CENTRAL CAMP	5,331	60	0	589	332	0	2,215	0	722	1,352	0	61
U OF HOUSTON DOWNTOWN COL	524	0	0	0	0	24	0	0	0	0	0	500
U OF HOUSTON SYS OFF	141	0	0	0	0	0	0	0	0	0	0	141
U TEX HLTH SCI CTR DALLAS	20,270	0	0	0	0	0	20,059	0	60	151	0	0
U TEX HLTH SCI CTR HOUSTON	12,394	1,490	0	47	84	822	9,904	0	30	417	0	0
U TEX HLTH SCI CTR S ANTONIO	9,586	0	0	0	0	0	9,434	0	62	90	0	0
U TEX MED BRNCH GALVESTON	10,898	0	0	251	82	178	9,916	0	253	218	0	0
U TEX SAN ANTONIO	1,428	160	100	35	0	286	390	80	20	107	0	250
UNIV HOUSTN CLR LAKE CITY	113	0	0	0	0	0	67	0	46	0	0	0
UNIV OF TEX AT ARLINGTON	536	0	0	234	0	0	278	0	24	0	0	0
UNIV OF TEX CANCER CENTER	17,467	0	0	0	0	0	17,467	0	0	0	0	0
UNIV OF TEX PERMIAN BASIN	1,502	0	0	0	0	0	1,502	0	0	0	0	0
UNIV OF TEXAS AT AUSTIN	37,472	178	0	15,287	6,799	177	7,490	46	1,722	5,275	51	447
UNIV OF TEXAS AT DALLAS	4,531	0	0	238	0	67	844	0	2,363	974	45	0
UNIV OF TEXAS AT EL PASO	342	0	0	312	0	0	0	6	25	0	0	0
UNIV OF TEXAS SYSTEM OFF	504	0	231	0	0	0	210	13	0	50	0	0
WEST TEXAS STATE UNIV	9	9	0	0	0	0	0	0	0	0	0	0
<b>UTAH, TOTAL</b>	<b>48,977</b>	<b>1,906</b>	<b>201</b>	<b>3,728</b>	<b>10,087</b>	<b>184</b>	<b>23,117</b>	<b>1,182</b>	<b>1,403</b>	<b>4,545</b>	<b>57</b>	<b>567</b>
BRIGHAM YOUNG UNIVERSITY	2,653	221	0	183	1,724	0	367	6	27	125	0	0
UNIVERSITY OF UTAH	35,251	0	201	1,210	8,211	122	21,838	286	257	3,111	0	15
UTAH STATE UNIVERSITY	10,985	1,666	0	4,335	122	62	912	890	1,101	1,288	57	552
WEBER STATE COLLEGE	88	19	0	0	30	0	0	0	18	21	0	0
<b>VERMONT, TOTAL</b>	<b>11,925</b>	<b>1,375</b>	<b>0</b>	<b>119</b>	<b>72</b>	<b>88</b>	<b>9,708</b>	<b>57</b>	<b>109</b>	<b>326</b>	<b>71</b>	<b>0</b>
JOHNSON STATE COLLEGE	4	4	0	0	0	0	0	0	0	0	0	0
MIDDLEBURY COLLEGE	51	0	0	0	0	0	0	0	9	42	0	0
NORWICH UNIVERSITY	10	0	0	0	0	0	0	0	0	10	0	0
TRINITY COL (VT)	5	0	0	0	0	0	5	0	0	0	0	0
UNIV OF VT & ST AGRIC COL	11,855	1,371	0	119	72	88	9,703	57	100	274	71	0

SEE FOOTNOTES AT END OF TABLE.



STATE & INSTITUTION	(DOLLARS IN THOUSANDS)											
	TOTAL	USDA	COM	DOO	DOE	EPA	HEW	INT	NASA	NSF	DOT	OTHER*
<b>VIRGINIA, TOTAL</b>	59,692	6,474	378	4,020	4,542	893	29,713	479	5,444	7,325	0	424
COLLEGE OF WILLIAM & MARY	1,384	0	0	64	157	2	26	58	712	365	0	0
EASTERN VA MEDICAL SCHOOL	627	0	0	0	59	0	500	0	0	68	0	0
FERRUM COLLEGE	7	0	0	0	0	0	7	0	0	0	0	0
GEORGE MASON UNIVERSITY	111	0	0	0	0	0	77	0	18	16	0	0
HAMPTON INSTITUTE	428	0	0	10	0	0	45	0	273	100	0	0
JAMES MADISON UNIVERSITY	41	0	0	0	0	0	41	0	0	0	0	0
NORFOLK STATE COLLEGE	52	0	0	0	0	0	52	0	0	0	0	0
OLD DOMINION UNIVERSITY	2,945	0	118	217	38	0	196	0	1,874	102	0	0
SWEET BRIAR COLLEGE	47	0	0	0	0	0	26	0	0	21	0	0
UNIVERSITY OF RICHMOND	60	0	0	0	0	0	60	0	0	0	0	0
UNIVERSITY OF VIRGINIA	22,619	146	25	1,186	2,745	10	14,099	74	668	3,555	0	121
VA POLYTECH INST & ST U	15,964	5,158	210	2,252	1,543	402	1,325	347	1,787	2,767	0	173
VIRGINIA COMMONWEALTH UNIV	14,339	68	0	256	0	489	13,024	0	49	323	0	130
VIRGINIA MILITARY INST	80	0	25	35	0	0	0	0	20	0	0	0
VIRGINIA STATE UNIVERSITY	1,190	1,102	0	0	0	0	45	0	43	0	0	0
VIRGINIA UNION UNIVERSITY	190	0	0	0	0	0	190	0	0	0	0	0
VIRGINIA WESLEYAN COLLEGE	8	0	0	0	0	0	0	0	0	8	0	0
<b>WASHINGTON, TOTAL</b>	99,385	4,182	3,414	10,838	4,188	1,452	57,709	1,405	1,098	14,117	79	903
CENTRAL WASHINGTON UNIV	18	0	0	0	0	0	0	0	0	18	0	0
EASTERN WASHINGTON UNIV	376	0	0	0	0	0	0	0	0	14	0	0
EVERGREEN STATE COLLEGE	40	0	0	0	0	0	0	0	0	40	0	0
PACIFIC LUTHERAN UNIV	38	0	0	0	0	0	0	0	0	38	0	0
SEATTLE PACIFIC UNIV	102	0	0	0	0	0	27	0	0	75	0	0
SEATTLE UNIVERSITY	197	0	0	19	0	0	0	0	0	0	0	178
UNIVERSITY OF PUGET SOUND	70	0	0	0	0	0	0	0	0	70	0	0
UNIVERSITY OF WASHINGTON	88,037	439	3,239	10,392	4,077	775	54,465	517	1,029	12,335	44	725
WALLA WALLA COLLEGE	62	0	0	0	0	0	0	0	0	62	0	0
WASHINGTON STATE UNIV	10,098	3,743	175	327	711	677	3,083	537	69	1,341	35	0
WESTERN WASHINGTON UNIV	347	0	0	100	0	0	123	0	0	124	0	0
<b>WEST VIRGINIA, TOTAL</b>	8,459	2,204	0	0	2,326	351	2,171	705	0	564	138	0
CONCORD COLLEGE	3	3	0	0	0	0	0	0	0	0	0	0
FAIRMONT STATE COLLEGE	231	0	0	0	231	0	0	0	0	0	0	0
MARSHALL UNIVERSITY	84	0	0	0	0	0	84	0	0	0	0	0
SHEPHERD COLLEGE	33	0	0	0	0	0	33	0	0	0	0	0
WEST VIRGINIA UNIVERSITY	8,108	2,201	0	0	2,095	351	2,054	705	0	564	138	0
<b>WISCONSIN, TOTAL</b>	93,633	5,151	3,549	2,968	6,613	1,220	53,631	386	3,334	15,188	0	1,593
ALVERNO COLLEGE	216	0	0	0	0	0	216	0	0	0	0	0
BELOIT COLLEGE	56	0	0	0	0	0	0	2	41	13	0	0
CARROLL COLLEGE (WI)	42	0	0	0	0	0	0	0	0	42	0	0
MARQUETTE UNIVERSITY	945	0	0	74	40	39	398	0	35	241	0	118
MEDICAL COLLEGE OF WIS	8,548	70	0	104	0	0	8,236	0	0	138	0	0
MILWAUKEE AREA TECH COL	25	0	0	0	0	0	0	0	0	25	0	0
MOUNT MARY COLLEGE	27	0	0	0	0	0	27	0	0	0	0	0
UNIV OF WIS-CENTER SYSTEM	181	0	0	0	0	0	154	0	0	27	0	0
UNIV OF WIS-BAU CLAIRE	83	6	0	0	0	0	77	0	0	0	0	0
UNIV OF WIS-GREEN BAY	20	0	0	0	6	0	0	0	0	14	0	0
UNIV OF WIS-LA CROSSE	46	0	0	0	10	0	0	0	0	46	0	0
UNIV OF WIS-MADISON	75,597	5,065	49	2,704	6,470	1,050	42,223	331	3,258	12,997	0	1,450
UNIV OF WIS-MILWAUKEE	2,394	0	0	86	83	0	990	53	0	1,182	0	0
UNIV OF WIS-OSHKOSH	79	0	0	0	14	0	65	0	0	0	0	0
UNIV OF WIS-PARKSIDE	107	0	0	0	0	0	24	0	0	83	0	0
UNIV OF WIS-RIVER FALLS	36	0	0	0	0	0	0	0	0	36	0	0
UNIV OF WIS-STEVENS POINT	10	10	0	0	0	0	0	0	0	0	0	0
UNIV OF WIS-STOUT	696	0	0	0	0	0	696	0	0	0	0	0
UNIV OF WIS-SUPERIOR	131	0	0	0	0	131	0	0	0	0	0	0
UNIV OF WIS-WHITWATER	4	0	0	0	0	0	0	0	0	4	0	0
UNIV OF WISCONSIN SYS OFF	4,390	0	3,500	0	0	0	525	0	0	340	0	25
<b>WYOMING, TOTAL</b>	8,217	1,325	0	376	2,789	685	458	844	332	1,408	0	0
LARAMIE COUNTY CHY COL	9	0	0	0	0	0	9	0	0	0	0	0
UNIVERSITY OF WYOMING	8,208	1,325	0	376	2,789	685	449	844	332	1,408	0	0
<b>GUAM, TOTAL</b>	628	536	0	0	0	0	0	92	0	0	0	0
UNIVERSITY OF GUAM	628	536	0	0	0	0	0	92	0	0	0	0
<b>PUERTO RICO, TOTAL</b>	8,377	3,017	0	0	2,208	0	2,284	70	17	302	0	479
INTER AM U P R-SAN GERMAN	39	0	0	0	0	0	0	0	0	39	0	0
TURABO UNIVERSITY COLLEGE	13	0	0	0	0	0	0	0	0	13	0	0
UNIV OF P R-HAYAGUEZ	2,208	192	0	0	1,885	0	0	70	0	61	0	0
UNIV OF P R-MEO SCI CAMPUS	2,570	0	0	0	323	0	2,247	0	0	0	0	0
UNIV OF P R-RIO PIEDRAS	3,068	2,825	0	0	0	0	37	0	17	189	0	0
UNIV OF P R, SYSTEM OFF	479	0	0	0	0	0	0	0	0	0	0	479
<b>VIRGIN ISLANDS, TOTAL</b>	758	641	0	0	0	0	0	117	0	0	0	0
COL OF THE VIRGIN ISLANDS	758	641	0	0	0	0	0	117	0	0	0	0
<b>TRUST TERRITORY PAC ISL, TOTAL</b>	30	0	0	0	0	0	30	0	0	0	0	0
CHY COL OF MICRONESIA	30	0	0	0	0	0	30	0	0	0	0	0

\* INCLUDES AID, MUO, LABOR, AND NRC.

- 1/ DATA FOR JOHNS HOPKINS UNIVERSITY INCLUDE \$200,057 OBLIGATED TO THE APPLIED PHYSICS LABORATORY, FORMERLY CONSIDERED A FEDERALLY FUNDED RESEARCH AND DEVELOPMENT CENTER.
- 2/ DATA FOR PENNSYLVANIA STATE UNIVERSITY INCLUDE \$13,411 OBLIGATED TO THE APPLIED RESEARCH LABORATORY, FORMERLY CONSIDERED A FEDERALLY FUNDED RESEARCH AND DEVELOPMENT CENTER.

SOURCE: NATIONAL SCIENCE FOUNDATION

(DOLLARS IN THOUSANDS)

STATE & INSTITUTION	TOTAL	USDA	COM	DOD	DOE	EPA	HEW	INT	NASA	NSF	DOT	OTHER*
UNITED STATES, TOTAL	32,068	0	0	0	19,126	0	7,508	0	191	14,708	0	535
ALASKA, TOTAL	19	0	0	0	0	0	0	0	0	19	0	0
UNIV OF ALASKA FAIRBANKS	19	0	0	0	0	0	0	0	0	19	0	0
ARIZONA, TOTAL	9	0	0	0	9	0	0	0	0	0	0	0
ARIZONA STATE UNIVERSITY	9	0	0	0	9	0	0	0	0	0	0	0
CALIFORNIA, TOTAL	7,657	0	0	0	53	0	3,513	0	0	4,091	0	0
CALIFORNIA INST OF TECH	1,530	0	0	0	0	0	1,530	0	0	0	0	0
STANFORD UNIVERSITY	3,884	0	0	0	0	0	0	0	0	3,884	0	0
UNIV OF CAL DAVIS	26	0	0	0	26	0	0	0	0	0	0	0
UNIV OF CAL LOS ANGELES	45	0	0	0	0	0	45	0	0	0	0	0
UNIV OF CAL SAN DIEGO	1,428	0	0	0	0	0	1,349	0	0	79	0	0
UNIV OF CAL SAN FRANCISCO	616	0	0	0	27	0	589	0	0	0	0	0
UNIV OF SOUTHERN CAL	128	0	0	0	0	0	0	0	0	128	0	0
COLORADO, TOTAL	50	0	0	0	50	0	0	0	0	0	0	0
UNIVERSITY OF COLORADO	50	0	0	0	50	0	0	0	0	0	0	0
CONNECTICUT, TOTAL	151	0	0	0	151	0	0	0	0	0	0	0
UNIVERSITY OF CONNECTICUT	30	0	0	0	30	0	0	0	0	0	0	0
YALE UNIVERSITY	121	0	0	0	121	0	0	0	0	0	0	0
FLORIDA, TOTAL	3,382	0	0	0	0	0	0	0	0	3,382	0	0
FLORIDA STATE UNIVERSITY	145	0	0	0	0	0	0	0	0	145	0	0
NOVA UNIVERSITY	21	0	0	0	0	0	0	0	0	21	0	0
UNIVERSITY OF MIAMI	3,216	0	0	0	0	0	0	0	0	3,216	0	0
GEORGIA, TOTAL	86	0	0	0	86	0	0	0	0	0	0	0
UNIVERSITY OF GEORGIA	86	0	0	0	86	0	0	0	0	0	0	0
HAWAII, TOTAL	101	0	0	0	0	0	28	0	0	73	0	0
UNIV OF HAWAII-MANOA	101	0	0	0	0	0	28	0	0	73	0	0
ILLINOIS, TOTAL	166	0	0	0	20	0	0	0	98	0	0	48
UNIV OF ILL URBANA	98	0	0	0	0	0	0	0	98	0	0	0
UNIV OF ILLINOIS SYS OFF	48	0	0	0	0	0	0	0	0	0	0	48
UNIVERSITY OF CHICAGO	20	0	0	0	20	0	0	0	0	0	0	0
INDIANA, TOTAL	540	0	0	0	540	0	0	0	0	0	0	0
INDIANA UNIV-BLOOMINGTON	220	0	0	0	220	0	0	0	0	0	0	0
PURDUE UNIVERSITY	175	0	0	0	175	0	0	0	0	0	0	0
UNIVERSITY OF NOTRE DAME	145	0	0	0	145	0	0	0	0	0	0	0
LOUISIANA, TOTAL	487	0	0	0	0	0	0	0	0	0	0	487
TULANE UNIVERSITY	487	0	0	0	0	0	0	0	0	0	0	487
MARYLAND, TOTAL	2,654	0	0	0	25	0	2,594	0	0	35	0	0
JOHNS HOPKINS UNIVERSITY	2,654	0	0	0	25	0	2,594	0	0	35	0	0
MASSACHUSETTS, TOTAL	8,349	0	0	0	4,453	0	0	0	0	3,896	0	0
BRANDEIS UNIVERSITY	75	0	0	0	75	0	0	0	0	0	0	0
HARVARD UNIVERSITY	390	0	0	0	390	0	0	0	0	0	0	0
MASS INST OF TECHNOLOGY	7,788	0	0	0	3,988	0	0	0	0	3,800	0	0
WOODS HOLE OCEANOGRAPHIC INST	96	0	0	0	0	0	0	0	0	96	0	0
MICHIGAN, TOTAL	621	0	0	0	612	0	0	0	0	9	0	0
MICHIGAN STATE UNIVERSITY	162	0	0	0	162	0	0	0	0	0	0	0
UNIVERSITY OF MICHIGAN	459	0	0	0	450	0	0	0	0	9	0	0
NEW JERSEY, TOTAL	143	0	0	0	50	0	0	0	93	0	0	0
PRINCETON UNIVERSITY	143	0	0	0	50	0	0	0	93	0	0	0
NEW YORK, TOTAL	2,914	0	0	0	2,135	0	0	0	0	779	0	0
COLUMBIA UNIV MAIN DIV	106	0	0	0	37	0	0	0	0	69	0	0
CORNELL UNIVERSITY	362	0	0	0	42	0	0	0	0	320	0	0
NEW YORK UNIVERSITY	54	0	0	0	54	0	0	0	0	0	0	0
RENSSELAER POLYTECH INST	20	0	0	0	20	0	0	0	0	0	0	0
SUNY AT STONY BROOK	390	0	0	0	0	0	0	0	0	390	0	0
UNIVERSITY OF ROCHESTER	1,982	0	0	0	1,982	0	0	0	0	0	0	0
NORTH CAROLINA, TOTAL	1,409	0	0	0	0	0	1,373	0	0	36	0	0
DUKE UNIVERSITY	36	0	0	0	0	0	0	0	0	36	0	0
UNIV OF NC AT CHAPEL HILL	1,373	0	0	0	0	0	1,373	0	0	0	0	0
OREGON, TOTAL	51	0	0	0	0	0	0	0	0	51	0	0
OREGON STATE UNIVERSITY	51	0	0	0	0	0	0	0	0	51	0	0

SEE FOOTNOTES AT END OF TABLE.

(DOLLARS IN THOUSANDS)

STATE & INSTITUTION	TOTAL	USDA	COM	DOD	DDE	EPA	HEW	INT	NASA	NSF	DOT	OTHER*
PENNSYLVANIA, TOTAL	417	0	0	0	417	0	0	0	0	0	0	0
CARNEGIE-MELLON UNIV.	72	0	0	0	72	0	0	0	0	0	0	0
PENNSYLVANIA STATE UNIV.	25	0	0	0	25	0	0	0	0	0	0	0
UNIV OF PENNSYLVANIA	320	0	0	0	320	0	0	0	0	0	0	0
RHODE ISLAND, TOTAL	126	0	0	0	80	0	0	0	0	46	0	0
BROWN UNIVERSITY	80	0	0	0	80	0	0	0	0	0	0	0
UNIV OF RHODE ISLAND	46	0	0	0	0	0	0	0	0	46	0	0
TEXAS, TOTAL	294	0	0	0	0	0	0	0	0	294	0	0
TEXAS A & M UNIVERSITY	294	0	0	0	0	0	0	0	0	294	0	0
UTAH, TOTAL	190	0	0	0	190	0	0	0	0	0	0	0
UNIVERSITY OF UTAH	190	0	0	0	190	0	0	0	0	0	0	0
VIRGINIA, TOTAL	25	0	0	0	0	0	0	0	0	25	0	0
COLLEGE OF WILLIAM & MARY	25	0	0	0	0	0	0	0	0	25	0	0
WASHINGTON, TOTAL	207	0	0	0	97	0	0	0	0	110	0	0
UNIVERSITY OF WASHINGTON	207	0	0	0	97	0	0	0	0	110	0	0
WISCONSIN, TOTAL	2,020	0	0	0	158	0	0	0	0	1,862	0	0
UNIV OF WIS-MADISON	2,020	0	0	0	158	0	0	0	0	1,862	0	0

\* INCLUDES AID, HUD, LABOR, AND NRC.

SOURCE: NATIONAL SCIENCE FOUNDATION

FEDERAL SCIENCE OBLIGATIONS TO FFRDC'S 1/ ADMINISTERED BY UNIVERSITIES AND COLLEGES,  
BY TYPE OF ACTIVITY:  
FY 1963 - 79

(DOLLARS IN THOUSANDS)

FISCAL YEAR	TOTAL ACADEMIC SCIENCE	RESEARCH AND DEVELOPMENT	REO PLANT	FACILITIES FOR INSTRUCTION IN THE SCIENCES & ENGINEERING	FELLOWSHIPS, TRAINEESHIPS, & TRAINING GRANTS	GENERAL SUPPORT FOR SCIENCE	OTHER SCIENCE ACTIVITIES
1963 .....	814,082	668,803	138,880	(2)	(2)	(2)	6,399
1964 .....	882,353	732,345	122,508	(2)	(2)	(2)	7,500
1965 .....	895,287	744,172	141,714	(2)	(2)	(2)	9,401
1966 .....	917,631	784,227	127,604	(2)	(2)	(2)	5,800
1967 .....	907,549	800,798	101,753	(2)	(2)	(2)	4,998
1968 .....	935,820	818,035	113,779	(2)	(2)	(2)	4,006
1969 .....	916,872	790,981	121,135	(2)	(2)	(2)	4,756
1970 .....	960,906	799,670	156,794	(2)	(2)	(2)	4,442
1971 .....	984,001	794,874	184,709	53	1,481	70	2,814
1972 .....	1,076,653	936,588	133,318	0	2,740	0	7,007
1973 .....	1,011,199	909,848	95,521	45	2,944	48	2,793
1974 .....	1,083,376	974,376	102,105	0	664	206	3,025
1975 .....	1,207,467	1,077,916	128,772	66	351	211	151
1976 .....	1,445,846	1,278,173	163,038	199	493	0	1,943
1977 .....	1,411,676	1,453,559	157,508	180	306	123	0
1978 .....	1,675,423	1,481,612	213,180	0	458	6	117
1979 .....	1,928,856	1,597,708	330,613	0	402	3	0

1/ FEDERALLY FUNDED RESEARCH AND DEVELOPMENT CENTERS.

2/ NOT SEPARATELY IDENTIFIED BUT INCLUDED IN "OTHER SCIENCE ACTIVITIES".

SOURCE: NATIONAL SCIENCE FOUNDATION

TABLE 8-39

FEDERAL SCIENCE OBLIGATIONS TO FFRDC'S 1/ ADMINISTERED BY UNIVERSITIES AND COLLEGES,  
 BY AGENCY: FY 1963 - 79  
 (DOLLARS IN THOUSANDS)

FISCAL YEAR	TOTAL	COM- MERCE	ODD	DDE 2/	EPA	HEW	HUD	INTERI- DR	LABOR	NASA	NSF	NRC	DOT
1963 .....	814,082	0	128,236	440,259	-	0	-	0	N/A	230,168	15,419	-	-
1964 .....	862,353	0	144,044	471,470	-	509	-	0	N/A	226,194	20,136	-	-
1965 .....	895,287	0	142,676	485,028	-	1,788	-	0	N/A	245,094	20,701	-	-
1966 .....	947,631	0	141,916	517,898	-	3,225	-	0	N/A	230,820	23,772	-	-
1967 .....	907,549	0	135,992	510,878	-	7,859	-	0	N/A	223,984	28,836	-	-
1968 .....	935,820	45	142,847	539,513	-	12,455	0	0	0	209,732	31,227	-	1
1969 .....	916,872	57	143,365	560,752	-	23,658	0	0	0	160,619	28,421	-	N/A
1970 .....	960,906	92	131,213	613,251	-	7,932	0	0	0	180,692	27,506	-	220
1971 .....	984,001	0	137,086	626,621	0	7,427	550	0	0	175,072	37,240	-	0
1972 .....	1,076,653	0	198,959	609,031	0	9,478	0	0	0	211,295	41,811	-	6,079
1973 .....	1,011,199	0	160,503	595,815	88	1,171	0	0	155	203,860	46,386	-	3,221
1974 .....	1,083,376	0	173,533	633,667	0	3,151	0	261	2,630	212,065	57,052	-	1,037
1975 .....	1,207,447	73	196,695	721,906	0	3,280	0	213	172	227,512	57,562	0	54
1976 .....	1,443,846	0	217,529	906,173	0	6,170	0	674	22	241,928	71,325	0	25
1977 .....	1,611,676	0	228,941	1,067,072	0	6,622	0	0	132	235,714	72,317	0	878
1978 .....	1,675,473	0	107,088	1,254,354	31	8,771	0	0	25	224,121	78,489	50	2,544
1979 .....	1,928,856	0	124,419	1,442,694	0	11,556	0	294	56	264,610	85,227	0	0

1/ FEDERALLY FUNDED RESEARCH AND DEVELOPMENT CENTERS.

2/ DATA SHOWN FOR FISCAL YEARS 1963-74 AND FISCAL YEARS 1975-77 REPRESENT OBLIGATIONS OF THE ATOMIC ENERGY COMMISSION AND THE ENERGY RESEARCH & DEVELOPMENT ADMINISTRATION, RESPECTIVELY.

NOTE: N/A INDICATES NOT AVAILABLE.

SOURCE: NATIONAL SCIENCE FOUNDATION



TABLE B-40

FEDERAL SCIENCE OBLIGATIONS TO FFROCS 1/ ADMINISTERED BY UNIVERSITIES AND COLLEGES,  
BY INSTITUTION: FY 1963 - 79

(DOLLARS IN THOUSANDS)

STATE AND INSTITUTION	TOTAL FEDERAL OBLIGATIONS										SPON- SORING AGENCY
	1963	1971	1972	1973	1974	1975	1976	1977	1978	1979	
UNITED STATES, TOTAL	814,082	984,001	1,076,653	1,011,199	1,083,376	1,207,467	1,443,846	1,511,676	1,675,473	1,928,856	
ARIZONA:											
CERRO TOLOLO INTER-AMERICAN OBSERVATORY (CNILE)	1,100	2,200	2,500	2,700	3,231	2,950	3,450	3,504	3,885	4,350	NSF
MITT PEAK NATIONAL OBSERV	3,750	7,200	7,700	8,211	8,727	9,135	9,685	11,242	9,683	10,352	NSF
CALIFORNIA:											
CENTER FOR R & D IN HIGHER EDUCATION 2/	-	718	890	-	-	-	-	-	-	-	HEW/ OE
CTR FOR THE STUDY OF THE EVAL OF INSTR PROG 2/	-	572	686	-	-	-	-	-	-	-	HEW/ OE
JET PROPULSION LAB 3/	230,168	173,369	214,718	202,496	210,650	227,206	242,656	236,701	224,803	264,278	NASA
LAWRENCE LABORATORIES 3/	162,854	176,861	183,797	183,372	198,898	214,717	289,200	339,235	405,439	473,470	DDE
STANFORD CENTER FOR R & D IN TEACHING 2/	-	928	1,114	-	-	-	-	-	-	-	HEW
STANFORD LINEAR ACCELERATOR	16,193	29,046	28,795	27,959	28,351	31,393	32,162	60,946	80,009	70,070	DDE
COLORADO:											
NAT CTR FOR ATMOS RES	6,019	15,200	18,926	19,552	24,583	21,531	30,025	29,781	32,714	35,905	NSF
DISTRICT OF COLUMBIA:											
CTR FOR RES IN SOC SYSTEMS 2/	947	-	-	-	-	-	-	-	-	-	DOD/ ARMY
GEORGIA:											
R & D CTR IN EDUC STIMULATION	-	-	-	-	-	-	-	-	-	-	HEW/ OE
ILLINOIS:											
ARGONNE NATIONAL LABORATORY	74,947	105,387	113,115	104,467	108,199	135,831	162,491	179,591	220,714	237,361	DDE
COORDINATION CTR FOR THE NATL PROG IN EARLY CHILDHO ED 2/	-	-	-	-	-	-	-	-	-	-	HEW/ OE
FERMI NATL ACCELERATOR LAB	-	94,219	69,747	58,530	63,382	57,021	56,432	67,351	86,433	87,765	DDE
IOWA:											
AMES LABORATORY	6,549	8,111	7,625	6,933	7,347	8,185	9,665	12,571	14,057	14,760	DDE
MARYLAND:											
APPLIED PHYSICS LABORATORY 5/	42,096	62,908	100,691	82,408	86,340	90,491	105,681	120,680	-	-	DOD/ NAVY
CTR FOR THE STUDY OF SOCIAL ORG OF SCHLS & LRN PROC 2/	-	332	650	-	-	-	-	-	-	-	HEW/ OE
MASSACHUSETTS:											
CAMBRIDGE ELECTRON ACCEL 2/	8,578	2,886	2,724	2,326	-	-	-	-	-	-	DDE
CTR FOR R & D IN EDUCATIONAL DIFFERENCES 2/	-	-	-	-	-	-	-	-	-	-	HEW/ OE
LINCOLN LABORATORY	70,606	57,116	80,851	66,407	71,684	85,932	91,053	90,341	99,563	112,487	DOD/ AF
NEW JERSEY:											
PLASMA PHYSICS LABORATORY	7,542	8,211	8,240	11,381	16,468	23,187	32,632	50,879	41,569	94,077	DDE
PRINCETON-PENN ACCELERATOR 2/	7,105	2,010	-	-	-	-	-	-	-	-	DDE
NEW MEXICO:											
LOS ALAMOS SCIENTIFIC LAB	93,020	130,716	128,628	136,446	146,052	170,061	237,013	260,256	294,505	327,856	DDE
SACRAMENTO PEAK OBSERV	-	-	-	-	-	-	-	-	1,806	2,725	NSF
NEW YORK:											
BROOKHAVEN NATIONAL LAB	59,180	65,614	63,802	63,147	64,290	71,861	85,543	98,887	116,666	143,090	DDE
HUDSON LABORATORY 2/	3,780	-	-	-	-	-	-	-	-	-	DOD/ NAVY

TABLE B-40  
CONTINUED

FEDERAL SCIENCE OBLIGATIONS TO FFROCS 1/ ADMINISTERED BY UNIVERSITIES AND COLLEGES,  
BY INSTITUTION: FY 1963 - 79

(DOLLARS IN THOUSANDS)

STATE AND INSTITUTION	TOTAL FEDERAL OBLIGATIONS										SPON- SORING AGENCY	
	1963	1971	1972	1973	1974	1975	1976	1977	1978	1979		
<b>OREGON:</b>												
CTR FOR THE ADVANCED STUDY OF EDUCATIONAL ADMIN 2/	-	485	681	-	-	-	-	-	-	-	-	HEW/ OE
<b>PENNSYLVANIA:</b>												
LEARNING R & D CTR 2/	-	1,509	1,811	-	-	-	-	-	-	-	-	HEW/ OE
APPLIED RESEARCH LAB 6/	3,763	7,884	8,003	7,291	7,343	8,883	11,865	7,767	-	-	-	ODD/ NAVY
<b>TENNESSEE:</b>												
OAK RIDGE INST NUCLR STDS	4,291	5,138	5,539	6,273	6,116	6,054	7,825	4,286	5,579	9,281	00E	00E
<b>TEXAS:</b>												
R & D CTR IN TCHR-EDUC 2/	-	671	805	-	-	-	-	-	-	-	-	HEW/ OE
<b>VIRGINIA:</b>												
CENTER FOR NAVAL ANALYSES	-	7,688	9,310	5,435	12,175	10,699	10,228	11,083	9,649	12,747	000/ NAVY	000/ ARMY
HUMAN RESOURCES RES DRG 2/	2,794	-	-	-	-	-	-	-	-	-	-	000/ ARMY
SPACE RADIATION EFFECTS LAB	-	1,371	323	358	432	728	745	750	611	-	-	NASA
<b>WASHINGTON:</b>												
APPLIED PHYSICS LAB 8/	3,200	1,957	1,807	1,937	-	-	-	-	-	-	-	ODD/ NAVY
<b>WEST VIRGINIA:</b>												
NATIONAL RADIO ASTRON OBS	4,550	6,400	6,650	10,270	-	19,192	21,520	21,775	22,144	23,161	NSF	NSF
<b>WISCONSIN:</b>												
ARMY MATHEMATICS RES CTR 2/	1,050	-	-	-	-	-	-	-	-	-	-	000/ ARMY
CTR FOR R & D FOR LEARNING AND RE-EDUCATION 2/	-	1,503	1,837	-	-	-	-	-	-	-	-	HEW/ OE
<b>PUERTO RICO:</b>												
NAT ASTRON AND IONOSPHERE CTR	-	5,800	4,666	3,300	4,831	3,410	3,975	4,050	5,644	5,121	NSF	NSF

- 1/ FEDERALLY FUNDED RESEARCH AND DEVELOPMENT CENTERS.
- 2/ PHASED OUT AS AN FFROC.
- 3/ INCLUDES SIZEABLE AMOUNTS SUBCONTRACTED, PRINCIPALLY TO INDUSTRIAL FIRMS.
- 4/ FOR THE PURPOSE OF TREND ANALYSES, THE 1972-1979 DATA FOR THE LAWRENCE LABORATORIES (BERKELEY AND LIVERMORE) WERE SUMMED.
- 5/ AS OF FY 1978 CONSIDERED A PART OF JOHNS HOPKINS UNIVERSITY.
- 6/ KNOWN AS ORDNANCE RESEARCH LABORATORY PRIOR TO FY 1973. AS OF FY 1978 CONSIDERED A PART OF PENNSYLVANIA STATE UNIVERSITY.
- 7/ CURRENTLY CLASSIFIED AS A NONPROFIT INSTITUTION. DATA FOR FY 1979 ARE SHOWN IN TABLE B-43; FOR FY 1971-1972 DATA, SEE TABLE B-44.
- 8/ AS OF FY 1974 CONSIDERED A PART OF THE UNIVERSITY OF WASHINGTON.

SOURCE: NATIONAL SCIENCE FOUNDATION



FEDERAL SCIENCE OBLIGATIONS TO FFRDC'S <sup>1/</sup> ADMINISTERED BY UNIVERSITIES AND COLLEGES,  
BY AGENCY AND TYPE OF ACTIVITY: FY 1979

(DOLLARS IN THOUSANDS)

AGENCY	TOTAL OBLIGATIONS	RESEARCH AND DEVELOPMENT	R&D PLANT	FELLOWSHIPS, TRAINEESHIPS, TRAINING GRANTS	OTHER SCIENCE ACTIVITIES
TOTAL .....	1,928,856	1,597,708	330,613	402	133
DEPARTMENT OF AGRICULTURE .....	0	0	0	0	0
DEPARTMENT OF COMMERCE .....	0	0	0	0	0
DEPARTMENT OF DEFENSE, TOTAL .....	124,419	124,419	0	0	0
ARMY .....	0	0	0	0	0
NAVY .....	12,691	12,691	0	0	0
AIR FORCE .....	111,728	111,728	0	0	0
OTHER DOD .....	0	0	0	0	0
DEPARTMENT OF ENERGY .....	1,442,694	1,131,001	311,693	0	0
ENVIRONMENTAL PROTECTION AGENCY .....	0	0	0	0	0
DEPARTMENT OF HEALTH, EDUCATION AND WELFARE, TOTAL .....	11,556	11,021	0	402	133
NATIONAL INSTITUTES OF HEALTH .....	11,556	11,021	0	402	133
HEALTH RESOURCES ADMINISTRATION .....	0	0	0	0	0
HEALTH SERVICES ADMINISTRATION .....	0	0	0	0	0
ALCOHOL, DRUG ABUSE, AND MENTAL HEALTH ADMINISTRATION .....	0	0	0	0	0
CENTER FOR DISEASE CONTROL .....	0	0	0	0	0
FOOD AND DRUG ADMINISTRATION .....	0	0	0	0	0
OFFICE OF EDUCATION .....	0	0	0	0	0
NATIONAL INSTITUTE OF EDUCATION .....	0	0	0	0	0
OFFICE OF HUMAN DEVELOPMENT SERVICES .....	0	0	0	0	0
HEALTH CARE FINANCING ADMINISTRATION .....	0	0	0	0	0
SOCIAL SECURITY ADMINISTRATION .....	0	0	0	0	0
OFFICE OF HEALTH POLICY RESEARCH AND STATISTICS .....	0	0	0	0	0
OTHER DHEW .....	0	0	0	0	0
DEPARTMENT OF HOUSING AND URBAN DEVELOPMENT .....	0	0	0	0	0
DEPARTMENT OF THE INTERIOR .....	294	294	0	0	0
AGENCY FOR INTERNATIONAL DEVELOPMENT .....	0	0	0	0	0
DEPARTMENT OF LABOR .....	56	56	0	0	0
NATIONAL AERONAUTICS AND SPACE ADMINISTRATION .....	264,610	259,795	4,815	0	0
NATIONAL SCIENCE FOUNDATION .....	85,227	71,122	14,105	0	0
NUCLEAR REGULATORY COMMISSION .....	0	0	0	0	0
DEPARTMENT OF TRANSPORTATION .....	0	0	0	0	0

<sup>1/</sup> FEDERALLY FUNDED RESEARCH AND DEVELOPMENT CENTERS.

SOURCE: NATIONAL SCIENCE FOUNDATION

TABLE B-42

FEDERAL SCIENCE OBLIGATIONS TO FFRDC'S 1/ ADMINISTERED BY UNIVERSITIES & COLLEGES,  
BY STATE, INSTITUTION, AGENCY, AND TYPE OF ACTIVITY: FY 1979

(DOLLARS IN THOUSANDS)

STATE, INSTITUTION, AND AGENCY PROVIDING FUNDS	TOTAL OBLIGATIONS	RESEARCH AND DEVELOPMENT	R&D PLANS	FELLOWSHIPS TRAINEESHIPS TRNG GRANTS	OTHER SCIENCE ACTIVITIES	ADMINISTERED BY
UNITED STATES, TOTAL	1,928,856	1,597,708	330,613	402	133	
<b>ARIZONA</b>						
CERRO TOLOLO INT-AM OBSER 2/ NSF	4,350	4,350	0	0	0	ASSOC OF UNIV FOR RES IN ASTRON
KITT PEAK NAT OBSERVATORY 2/ NSF	10,352	10,352	0	0	0	ASSOC OF UNIV FOR RES IN ASTRON
<b>CALIFORNIA</b>						
JET PROPULSION LABORATORY 3/ MEW NASA NSF	264,278 339 263,916 23	259,463 339 259,101 23	4,815 0 4,815 0	0 0 0 0	0 0 0 0	CALIF INST OF TECHNOLOGY
LAWRENCE BERKELEY LAB DOE MEW NASA	109,278 103,346 5,814 118	88,579 82,871 5,590 118	20,475 20,475 0 0	224 0 224 0	0 0 0 0	UNIVERSITY OF CALIFORNIA
LAWRENCE LIVERMORE LAB DOE MEW NASA NSF	264,192 362,677 728 40 747	278,300 277,422 716 40 122	85,880 85,285 0 0 625	12 0 12 0 0	0 0 0 0 0	UNIVERSITY OF CALIFORNIA
STANFORD LINEAR ACCEL CTR DOE	70,070	39,536	30,534	0	0	STANFORD UNIVERSITY
<b>COLORADO</b>						
NAT CTR FOR ATMOS RES 2/ NASA NSF	35,905 178 35,727	34,705 178 34,527	1,200 0 1,200	0 0 0	0 0 0	UNIV CORP FOR ATMOSPHERIC RES
<b>ILLINOIS</b>						
ARGONNE NATIONAL LAB 3/ DOE MEW NSF	237,361 237,099 130 132	213,037 212,775 130 132	24,324 24,324 0 0	0 0 0 0	0 0 0 0	UNIV OF CHICAGO AND ARGONNE UNIVERSITIES ASSOC
FERMI NATL ACCEL LAB 2/ DOE	87,765	58,835	28,930	0	0	UNIVERSITY RESEARCH ASSOC
<b>IOWA</b>						
AMES LABORATORY DOE NASA	14,760 14,471 288	13,280 12,992 288	1,480 1,480 0	0 0 0	0 0 0	IOWA STATE UNIV OF SCI & TECH
<b>MASSACHUSETTS</b>						
LINCOLN LABORATORY DOE INT NASA NSF	112,487 111,728 294 70 395	112,487 111,728 294 70 395	0 0 0 0 0	0 0 0 0 0	0 0 0 0 0	MASS INST OF TECHNOLOGY
<b>NEW JERSEY</b>						
PLASMA PHYSICS LABORATORY DOE	94,077	52,604	41,473	0	0	PRINCETON UNIVERSITY
<b>NEW MEXICO</b>						
LOS ALAMOS SCIENTIFIC LAB DOE MEW	327,856 327,378 478	287,351 286,873 478	40,505 40,505 0	0 0 0	0 0 0	UNIVERSITY OF CALIFORNIA
SACRAMENTO PEAK OBSERV 2/ NSF	2,725	2,725	0	0	0	ASSOC OF UNIV FOR RES IN ASTRON
<b>NEW YORK</b>						
BROOKHAVEN NATIONAL LAB 2/ DOE MEW NSF	143,090 138,889 3,576 625	105,041 101,100 3,316 625	37,789 37,789 0 0	166 0 166 0	94 0 94 0	ASSOCIATED UNIVERSITIES, INC.

SEE FOOTNOTES AT END OF TABLE.

TABLE B-92  
CONTINUED

FEDERAL SCIENCE OBLIGATIONS TO FFRDC'S 1/ ADMINISTERED BY UNIVERSITIES & COLLEGES,  
BY STATE, INSTITUTION, AGENCY, AND TYPE OF ACTIVITY: FY 1979

(DOLLARS IN THOUSANDS)

STATE, INSTITUTION, AND AGENCY PROVIDING FUNDS	TOTAL OBLIGATIONS	RESEARCH AND DEVELOPMENT	R&D PLANT	FELLOWSHIPS TRAINEESHIPS TRNG GRANTS	OTHER SCIENCE ACTIVITIES	ADMINISTERED BY
TENNESSEE OAK RIDGE INST NUCLR STDS 2/	9,281	7,814	1,428	0	39	OAK RIDGE ASSOC UNIVERSITIES
DOE	6,921	5,993	928	0	0	
HEW	491	452	0	0	39	
NSF	1,869	1,369	500	0	0	
VIRGINIA CENTER FOR NAVAL ANALYSES	12,747	12,747	0	0	0	UNIVERSITY OF ROCHESTER
DDO	12,691	12,691	0	0	0	
LABOR	56	56	0	0	0	
WEST VIRGINIA NAT RADIO ASTRON OBSERV 2/	23,161	11,458	11,703	0	0	ASSOCIATED UNIVERSITIES, INC.
NSF						
PUERTO RICO NATIONAL ASTRON IONOS CTR	5,121	5,044	77	0	0	CORNELL UNIVERSITY
NSF						

1/ FEDERALLY FUNDED RESEARCH AND DEVELOPMENT CENTERS.

2/ ONE OF EIGHT CENTERS ADMINISTERED BY UNIVERSITY CONSORTIA.

3/ INCLUDES SIZEABLE AMOUNTS SUBCONTRACTED, PRINCIPALLY TO INDUSTRIAL FIRMS.

4/ ADMINISTERED BY BOTH UNIVERSITY AND CONSORTIUM.

SOURCE: NATIONAL SCIENCE FOUNDATION

TABLE B-43

FEDERAL OBLIGATIONS TO INDEPENDENT NONPROFIT INSTITUTIONS FOR RESEARCH, DEVELOPMENT,  
AND R&D PLANT, BY GEOGRAPHIC DIVISION, STATE, INSTITUTION, AND AGENCY: FY 1979

GEOGRAPHIC DIVISION, STATE, & INSTITUTION	(DOLLARS IN THOUSANDS)											
	TOTAL	USDA	COM	OOO	OOE	EPA	HEW	INT	NASA	NSF	DOT	OTHER*
UNITED STATES, TOTAL	869,175	288	1,890	182,143	70,334	20,779	485,814	5,402	34,389	28,584	4,141	35,411
NEW ENGLAND, TOTAL	193,291	17	100	66,095	1,124	195	111,429	0	7,607	6,391	333	0
CONNECTICUT, TOTAL	2,825	0	0	75	0	0	1,959	0	0	791	0	0
CTR FOR ENVIRONMENT OF MAN	405	0	0	0	0	0	0	0	0	405	0	0
MARTFORD HOSPITAL	44	0	0	0	0	0	44	0	0	0	0	0
MASKINS LABORATORIES INC	1,293	0	0	0	0	0	1,048	0	0	245	0	0
INST FOR THE FUTURE	141	0	0	0	0	0	0	0	0	141	0	0
JOHN B PIERCE FDM OF COMM	942	0	0	75	0	0	867	0	0	0	0	0
MAINE, TOTAL	5,479	17	0	56	233	0	4,515	0	188	470	0	0
AUGUSTA MENTAL HLTH INST	100	0	0	0	0	0	100	0	0	0	0	0
BANGOR MENTAL HLTH INST	100	0	0	0	0	0	100	0	0	0	0	0
HURRICANE ISL OUTWRD BND	17	17	0	0	0	0	0	0	0	0	0	0
JACKSON LAB	4,045	0	0	0	233	0	3,707	0	0	105	0	0
MAINE MEDICAL CENTER	240	0	0	0	0	0	240	0	0	0	0	0
MT DESERT ISLAND BIOL LAB	319	0	0	0	0	0	319	0	0	0	0	0
M E RSCN FDM	658	0	0	56	0	0	49	0	188	365	0	0
MASSACHUSETTS, TOTAL	181,142	0	100	65,964	891	195	101,199	0	7,374	5,086	333	0
AMER ACAD OF ARTS & SCIS	85	0	0	0	0	0	0	0	0	85	0	0
AMER METEOROLOGICAL SOC	100	0	0	0	0	100	0	0	0	0	0	0
BETH ISRAEL HOSPITAL	3,637	0	0	0	0	0	3,517	0	37	83	0	0
BIO-RESEARCH INST INC	140	0	0	0	0	0	140	0	0	0	0	0
BOSTON BIOMED RES INST	3,379	0	0	0	74	0	3,142	0	0	163	0	0
BOSTON HOSPITAL FOR WOMEN	212	0	0	0	0	0	212	0	0	0	0	0
BOSTON MENTAL HLTH FDM	134	0	0	0	0	0	134	0	0	0	0	0
CHILD CANCR RSCH FDM	15,998	0	0	0	0	0	15,936	0	0	62	0	0
CHILDREN'S HOSP & MED CTR	11,767	0	0	0	0	0	11,542	0	0	225	0	0
CTR FOR BLOOD RESEARCH	974	0	0	94	0	0	880	0	0	0	0	0
CTR FOR STUDY OF PUBL POL	167	0	0	0	0	0	23	0	0	144	0	0
DRAPER LABORATORIES	73,240	0	0	65,522	500	0	0	0	7,096	122	0	0
EDUCATION DEVELOPMENT CTR	57	0	0	0	0	0	0	0	0	57	0	0
EK SHRIVER CTR MENT RET	2,164	0	0	0	0	0	2,151	0	0	13	0	0
FAULKNER HOSPITAL	102	0	0	0	0	0	102	0	0	0	0	0
FORSYTH DENTAL CENTER	2,425	0	0	0	0	0	2,425	0	0	0	0	0
INST NEW ENTERPRISE	79	0	0	0	0	0	79	0	0	0	0	0
J C SHEEMAN INST FOR	205	0	0	0	0	0	205	0	0	0	0	0
JOSLIN DIABETES FDM INC	3,544	0	0	0	0	0	3,484	0	0	60	0	0
LAMEY CLINIC FDM	143	0	0	0	0	0	143	0	0	0	0	0
MARIA MITCHELL OBSERV	9	0	0	0	0	0	0	0	0	9	0	0
MARINE BIOLOGICAL LAB	858	0	0	0	0	0	367	0	26	465	0	0
MASS EYE & EAR INFIRMARY	2,708	0	0	0	0	0	2,708	0	0	0	0	0
MASS GENERAL HOSPITAL	23,007	0	0	11	232	95	22,349	0	115	205	0	0
MCLEAN HOSPITAL	2,995	0	0	0	0	0	2,917	0	0	78	0	0
MEMORIAL HOSP-WORCESTER	14	0	0	0	0	0	14	0	0	0	0	0
NITRE CORPORATION	433	0	100	0	0	0	0	0	0	0	333	0
N ENG DEAGNESS HOSPITAL	1,032	0	0	0	85	0	947	0	0	0	0	0
N ENG MED CTR & HOSPITALS	4,279	0	0	69	0	0	4,210	0	0	0	0	0
NATL BUREAU ECON RSCH INC	1,795	0	0	0	0	0	92	0	0	1,703	0	0
NE RADIO OBSERVATORY CTR	949	0	0	0	0	0	0	0	0	949	0	0
NEW ALCHEMY INSTITUTE	84	0	0	0	0	0	0	0	0	84	0	0
NEW ENG INST LIFE SCI	199	0	0	0	0	0	0	0	0	199	0	0
NORTH CHARLES MTL HLT	224	0	0	0	0	0	224	0	0	0	0	0
PEABODY FDM ARCHAEOLOGY	10	0	0	0	0	0	0	0	0	10	0	0
PETER BENT BRIGHAM HOSP	7,975	0	0	0	0	0	7,664	0	100	0	0	0
RETINA FOUND	3,294	0	0	0	0	0	3,294	0	0	0	0	0
ROBERT B BRIGHAM HOSPITAL	2,458	0	0	0	0	0	2,458	0	0	0	0	0
RSCN INST FOR EDUC PROB	86	0	0	0	0	0	86	0	0	0	0	0
ST ELIZABETH'S HP-BRG	475	0	0	0	0	0	475	0	0	0	0	0
ST MARGARET'S HOSPITAL	90	0	0	0	0	0	90	0	0	0	0	0
ST VINCENT HOSPITAL	407	0	0	0	0	0	407	0	0	0	0	0
TECH ED RSCN CTR	131	0	0	0	0	0	131	0	0	0	0	0
UNIVERSITY HOSPITAL	3,709	0	0	57	0	0	3,652	0	0	0	0	0
WORCESTER FDM EXP BID	5,369	0	0	0	0	0	4,999	0	0	370	0	0
RHODE ISLAND, TOTAL	3,612	0	0	0	0	0	3,523	0	45	44	0	0
AMER MATHEMATICAL SOCIETY	40	0	0	0	0	0	0	0	0	40	0	0
BUTLER HOSPITAL	622	0	0	0	0	0	622	0	0	0	0	0
GORDON RSCH CONFERENCES	4	0	0	0	0	0	0	0	0	4	0	0
MEMORIAL HOSP-PANTUCKET	85	0	0	0	0	0	85	0	0	0	0	0
MIRIAM HOSPITAL	202	0	0	0	0	0	202	0	0	0	0	0
RHODE ISLAND HOSPITAL	1,255	0	0	0	0	0	1,210	0	45	0	0	0
RI HEALTH SERVICES RSCH	13	0	0	0	0	0	13	0	0	0	0	0
ROGER WILLIAMS GEN HOSP	1,391	0	0	0	0	0	1,391	0	0	0	0	0
VERMONT, TOTAL	233	0	0	0	0	0	233	0	0	0	0	0
INST MED RSCN BENNINGTON	233	0	0	0	0	0	233	0	0	0	0	0
MIDDLE ATLANTIC, TOTAL	170,750	88	0	7,301	10,011	682	129,359	878	2,157	7,733	390	12,151
NEW JERSEY, TOTAL	2,140	0	0	0	0	0	2,087	0	0	53	0	0
INSTITUTE FOR MEDICAL RES	1,266	0	0	0	0	0	1,266	0	0	0	0	0
NEWARK BETH ISRL M HOSP	261	0	0	0	0	0	261	0	0	0	0	0
OVERLOOK HOSPITAL	110	0	0	0	0	0	110	0	0	0	0	0
RIVERSIDE HOSPITAL	450	0	0	0	0	0	450	0	0	0	0	0
TEXTILE RESEARCH INST	53	0	0	0	0	0	0	0	0	53	0	0

SEE FOOTNOTES AT END OF TABLE.



TABLE B-43  
CONTINUED

FEDERAL OBLIGATIONS TO INDEPENDENT NONPROFIT INSTITUTIONS FOR RESEARCH, DEVELOPMENT,  
AND R&D PLANT, BY GEOGRAPHIC DIVISION, STATE, INSTITUTION, AND AGENCY: FY 1979

GEOGRAPHIC DIVISION, STATE, & INSTITUTION	(DOLLARS IN THOUSANDS)											
	TOTAL	USDA	COM	ODD	ODE	EPA	HEW	INT	HASA	NSF	DOT	OTHER*
<b>NEW YORK, TOTAL</b>	<b>103,705</b>	<b>79</b>	<b>0</b>	<b>6,390</b>	<b>694</b>	<b>368</b>	<b>80,236</b>	<b>0</b>	<b>2,082</b>	<b>5,974</b>	<b>0</b>	<b>7,782</b>
AM INST OF AERON & ASTRON	1,911	0	0	0	0	0	0	0	1,911	0	0	0
AMER CNCL - LEARNED SOC	36	0	0	0	0	0	0	0	0	36	0	0
AMER INST OF PHYSICS	19	0	0	5	0	0	0	0	0	14	0	0
AMER MUSEUM OF NATL HIST	140	0	0	0	0	0	0	0	72	68	0	0
AMER PHYSICAL SOC	15	0	0	0	0	0	0	0	0	15	0	0
AMERICAN HLTH FDM INC	3,917	0	0	0	0	0	3,917	0	0	0	0	0
ANIMAL MEDICAL CENTER	267	0	0	0	0	0	267	0	0	0	0	0
ASNA SOCIETY	193	0	0	0	0	0	0	0	0	193	0	0
ASSOC FOR TROPICAL BID	6	0	0	0	0	0	0	0	0	6	0	0
B THOMPSON INST PLANT RES	380	79	0	0	0	53	0	0	0	248	0	0
BARBARA COPE GRTRC RSCH	38	0	0	0	0	0	38	0	0	0	0	0
BETH ISRAEL MEDICAL CTR	346	0	0	59	0	0	287	0	0	0	0	0
BROOKDALE HOSPITAL CENTER	10	0	0	0	0	0	0	0	10	0	0	0
BUFFALO DRG SCL TECH INN	90	0	0	0	0	0	0	0	0	90	0	0
CANCER RESEARCH INSTITUTE	259	0	0	0	0	0	259	0	0	0	0	0
CATHLC MED C BRKLYN & QMS	230	0	0	0	0	0	230	0	0	0	0	0
CENTER FOR POLICY RES	666	0	0	0	0	0	595	0	0	71	0	0
CENTRAL ISLIP PSYCH CTR	36	0	0	0	0	0	36	0	0	0	0	0
CHILD HOSP OF BUFFALO	645	0	0	0	0	0	645	0	0	0	0	0
COLD SPRING HARBOR LAB	3,916	0	0	0	0	0	3,583	0	0	333	0	0
CRIMINAL JUSTICE RSCH	229	0	0	0	0	0	229	0	0	0	0	0
CTR FOR GOVERNMENTAL RSCH	15	0	0	0	0	0	0	0	0	15	0	0
DUDLEY OBSERVATORY	223	0	0	0	0	55	0	0	68	100	0	0
FRONTIER SCI/TECH RSCH	876	0	0	0	0	0	876	0	0	0	0	0
GENESEE HOSPITAL	121	0	0	0	0	0	121	0	0	0	0	0
HEALTH RESEARCH INC.	581	0	0	0	109	0	0	0	0	472	0	0
HOSP FOR SPECIAL SURGERY	1,341	0	0	0	0	0	1,341	0	0	0	0	0
HUDSON INST	584	0	0	584	0	0	0	0	0	0	0	0
INST OF ELEC ENGRS INC	4	0	0	0	0	0	0	0	0	4	0	0
INST OF PUBLIC ADMIN	103	0	0	0	0	0	0	0	0	103	0	0
INSTITUTE ON MAN & SCI	21	0	0	0	0	0	0	0	21	0	0	0
JEWISH HOSPCMED CTR-BRKLH	460	0	0	0	0	0	460	0	0	0	0	0
JOINT DISEASES	787	0	0	0	0	0	787	0	0	0	0	0
JOINT OCEAN INSTS INC	1,890	0	0	0	0	0	0	0	1,890	0	0	0
LENOX HILL HOSPITAL	49	0	0	0	0	0	49	0	0	0	0	0
LONG ISL JEWISH HILLSIDE	941	0	0	0	0	0	941	0	0	0	0	0
HAIMONIDES MEDICAL CENTER	99	0	0	0	0	0	99	0	0	0	0	0
HANPOWER DEMON RSCH CORP	7,504	0	0	0	0	0	0	0	0	0	0	7,504
MARY IMOGENE BASSETT HOSP	246	0	0	0	0	0	246	0	0	0	0	0
MASONIC MEDICAL RSCH LAB	215	0	0	0	0	0	215	0	0	0	0	0
MEDICAL RES FNO BUFFALO	1,034	0	0	0	0	0	992	0	0	42	0	0
MEM HOSP-CMCRALLIED DIS	6,464	0	0	0	0	0	6,464	0	0	0	0	0
MONTEFIORE HOSP & HHD CTR	5,640	0	0	0	0	0	5,640	0	0	0	0	0
HAT BUREAU OF ECON RES	628	0	0	0	0	0	410	0	0	518	0	0
NATL CHILD LABOR COMM	70	0	0	0	0	0	0	0	0	0	0	70
NEW YORK BLOOD CENTER	3,736	0	0	0	111	0	3,625	0	0	0	0	0
NEW YORK BOTANICAL GAROEN	373	0	0	0	0	0	0	0	0	373	0	0
PALISADES GEOPHYS INST	2,107	0	0	2,107	0	0	0	0	0	0	0	0
POPULATION COUNCIL	353	0	0	0	0	0	353	0	0	0	0	0
POSTGRAD CTR MENTAL HLTH	195	0	0	0	0	0	195	0	0	0	0	0
RECRUITMENT & TRAINING PROG	208	0	0	0	0	0	0	0	0	0	0	208
RES INST FOR STUDY OF MAN	87	0	0	0	0	0	87	0	0	0	0	0
RIVERSIDE RES INST	3,963	0	0	3,635	0	0	328	0	0	0	0	0
ROCKLAND PSYCH CTR	43	0	0	0	0	0	43	0	0	0	0	0
ROSNELL PARK MEM INST	14,068	0	0	0	0	0	14,068	0	0	0	0	0
RSCH FDM MNTL HYGIENE INC	204	0	0	0	0	0	0	0	0	204	0	0
SAGAMORE CHILDS PSYCH CTR	50	0	0	0	0	0	50	0	0	0	0	0
SLOAN-KETTERING INST	28,781	0	0	0	474	0	27,936	0	0	371	0	0
SOCIAL SCIENCE RSCH CNCL	644	0	0	0	0	0	137	0	0	507	0	0
ST LUKE'S HOSPITAL CENTER	1,255	0	0	0	0	0	1,255	0	0	0	0	0
ST LUKE'S INST FOR HEALTH	1,621	0	0	0	0	0	1,621	0	0	0	0	0
ST VINCENT'S HOSPCMED CTR	354	0	0	0	0	0	354	0	0	0	0	0
SYRACUSE RESEARCH CORP	542	0	0	0	0	260	97	0	0	185	0	0
TISSUE CULTURE ASSN INST	683	0	0	0	0	0	537	0	0	116	0	0
TRUDEAU INSTITUTE INC	1,223	0	0	0	0	0	1,223	0	0	0	0	0
<b>PENNSYLVANIA, TOTAL</b>	<b>64,905</b>	<b>9</b>	<b>0</b>	<b>911</b>	<b>9,317</b>	<b>314</b>	<b>46,936</b>	<b>878</b>	<b>75</b>	<b>1,706</b>	<b>390</b>	<b>4,369</b>
ACAD NATURAL SCI OF PHIL	638	0	0	0	192	0	36	0	0	410	0	0
ALBERT EINSTEIN MED CTR	1,340	0	0	0	0	0	1,340	0	0	0	0	0
ALLEGHENY SINGER RSCH	1,077	0	0	0	42	0	1,037	0	0	0	0	0
ALLENTOWN HOSP ASSOC	261	0	0	0	0	0	261	0	0	0	0	0
AMER INSTITUTES FOR RES	2,124	0	0	473	0	0	1,653	0	0	0	0	0
ASTM	116	0	0	0	116	0	0	0	0	0	0	0
BITUMINOUS COAL RES, INC	9,078	0	0	0	8,200	0	0	878	0	0	0	0
CARNEGIE INST OF PITTS	35	0	0	0	0	0	0	0	0	35	0	0
CHILD HOSP OF PHILX	5,140	0	0	0	0	0	5,140	0	0	0	0	0
CHILD HOSP OF PITTSBURGH	1,776	0	0	0	0	0	1,776	0	0	0	0	0
CORP PUBLIC/PRIVATE VNTRS	1,025	0	0	0	0	0	0	0	0	0	0	1,025
CTR RSCH ON ACTS OF MAN	157	0	0	0	0	0	102	0	0	0	0	55
EAGLEVILLE HOSP & REHAB C	86	0	0	0	0	0	86	0	0	0	0	0
EMERGENCY CARE RSCH INST	15	0	0	0	0	0	15	0	0	0	0	0
EYE & EAR HOSP - PITTSBGH	1,014	0	0	0	0	0	1,014	0	0	0	0	0
FRANKLIN INST	6,993	0	0	30	635	169	2,356	0	0	514	0	3,289
GERMANTOWN LABS, INC	226	0	0	116	110	0	0	0	0	0	0	0
INST FOR CANCER RESEARCH	9,328	0	0	0	24	0	8,928	0	0	376	0	0
INST FOR MED EDUC-& RES	152	0	0	0	0	0	152	0	0	0	0	0
INST FOR RESEARCH, INC	337	0	0	46	0	0	0	0	0	0	291	0
INST STDY OF HUMAN ISSUES	58	0	0	0	0	0	79	0	0	9	0	0
LANKENAU HOSPITAL	702	0	0	0	0	0	702	0	0	0	0	0
MAGEE WOMEN'S HOSP	223	0	0	0	0	0	223	0	0	0	0	0
MERCY CATHOLIC MED CTR	96	0	0	0	0	0	96	0	0	0	0	0
MONELL CHEM SENSES CNTR	476	0	0	0	0	0	254	0	0	222	0	0
MONTEFIORE HOSPITAL	691	0	0	0	0	0	691	0	0	0	0	0
MOSS REHABILITATION HOSP	750	0	0	0	0	0	750	0	0	0	0	0

SEE FOOTNOTES AT END OF TABLE.

TABLE B-43  
CONTINUED

FEDERAL OBLIGATIONS TO INDEPENDENT NONPROFIT INSTITUTIONS FOR RESEARCH, DEVELOPMENT,  
AND R&D PLANT, BY GEOGRAPHIC DIVISION, STATE, INSTITUTION, AND AGENCY: FY 1979

GEOGRAPHIC DIVISION, STATE, & INSTITUTION	(DOLLARS IN THOUSANDS)											
	TOTAL	USDA	COM	DOO	DOE	EPA	HEW	INT	NASA	NSF	DOT	OTHER*
<b>PENNSYLVANIA, CONT'D</b>												
PENNSYLVANIA HOSPITAL	1,275	0	0	181	0	0	1,094	0	0	0	0	0
PHILADELPHIA GERIATRIC CTR	460	0	0	0	0	0	460	0	0	0	0	0
PRSBYTH UNIV PENN MED CTR	204	0	0	0	0	0	204	0	0	0	0	0
RADIATION ONCOLOGY STDY CTR	3,106	0	0	0	0	0	3,106	0	0	0	0	0
REGNL SCIENCE RES IN	9	9	0	0	0	0	0	0	0	0	0	0
RES FOR BETTER SCHS INC	2,678	0	0	0	0	0	2,678	0	0	0	0	0
RES FOR HUMAN DEVELOPMENT	316	0	0	0	0	0	316	0	0	0	0	0
SIAM INST-MATH & SOCIETY	177	0	0	0	0	145	0	0	32	0	0	0
STIMON GREENBERG FDN	115	0	0	0	0	0	115	0	0	0	0	0
SOCIETY OF AUTOMOTIVE ENG	99	0	0	0	0	0	0	0	0	99	0	0
ST CHRISTOPHER'S HOSPITAL	631	0	0	0	0	0	631	0	0	0	0	0
UNIV CITY SCIENCE CENTER	2,015	0	0	67	0	0	1,873	0	75	0	0	0
WILLS EYE HOSPITAL	557	0	0	0	0	0	557	0	0	0	0	0
WISTAR INST	9,319	0	0	0	0	0	9,211	0	0	108	0	0
<b>EAST NORTH CENTRAL, TOTAL</b>	<b>123,103</b>	<b>0</b>	<b>639</b>	<b>41,917</b>	<b>24,350</b>	<b>6,585</b>	<b>40,607</b>	<b>528</b>	<b>5,708</b>	<b>2,064</b>	<b>543</b>	<b>162</b>
<b>ILLINOIS, TOTAL</b>	<b>56,565</b>	<b>0</b>	<b>0</b>	<b>22,381</b>	<b>18,266</b>	<b>1,427</b>	<b>11,579</b>	<b>197</b>	<b>1,022</b>	<b>1,029</b>	<b>543</b>	<b>125</b>
AMER DENTAL ASSOC HLTH	706	0	0	0	0	0	706	0	0	0	0	0
AMER PUBLIC WORKS ASSOC	230	0	0	0	0	40	0	0	0	0	90	100
AMERICAN BAR FOUNDATION	70	0	0	0	0	0	70	0	0	0	0	0
ANNA HNTL HLTH & DEV CTR	68	0	0	0	0	0	68	0	0	0	0	0
ASSOC COL OF MIDWEST	25	0	0	0	0	0	0	0	0	25	0	0
CHICAGO-READ MNTL HLTH C	100	0	0	0	0	0	100	0	0	0	0	0
CHILD MEMORIAL HOSPITAL	606	0	0	0	0	0	606	0	0	0	0	0
EWINGSTON HOSPITAL	479	0	0	0	0	0	479	0	0	0	0	0
FYRLO MUSEUM NATURAL HIST	341	0	0	0	0	0	95	0	0	246	0	0
HEKTOEN INST FOR MED RES	240	0	0	0	0	0	240	0	0	0	0	0
IIT RESEARCH INSTITUTE	30,196	0	0	22,283	53	1,369	5,068	197	885	25	316	0
ILLINOIS MASONIC MED CTR	120	0	0	0	0	0	120	0	0	0	0	0
INGALLS MEM HOSPITAL	41	0	0	0	0	0	41	0	0	0	0	0
INST OF GAS TECHNOLOGY	18,466	0	0	98	18,213	18	0	0	137	0	0	0
MCHL REESE HOSR & MED CTR	2,863	0	0	0	0	0	2,863	0	0	0	0	0
MERCY HOSPITAL & MED CTR	126	0	0	0	0	0	126	0	0	0	0	0
NAT OPINION RESEARCH CTR	629	0	0	0	0	0	445	0	0	159	0	25
PACIFIC/ASIAN AMER RSCH	248	0	0	0	0	0	248	0	0	0	0	0
PORTLAND CEMENT ASSOC	637	0	0	0	0	0	0	0	0	500	137	0
REHAB INST OF CHICAGO	183	0	0	0	0	0	183	0	0	0	0	0
SOCIETY STDY OF REPRDCTN	9	0	0	0	0	0	9	0	0	0	0	0
ST JOSEPH HOSP-CHICAGO	112	0	0	0	0	0	112	0	0	0	0	0
STMRN ILL RSCH INST	70	0	0	0	0	0	0	0	0	70	0	0
<b>INDIANA, TOTAL</b>	<b>1,717</b>	<b>0</b>	<b>0</b>	<b>0</b>	<b>0</b>	<b>0</b>	<b>882</b>	<b>0</b>	<b>633</b>	<b>202</b>	<b>0</b>	<b>0</b>
INDIANAPLS CTR ADV RSCH	1,255	0	0	0	0	0	420	0	633	202	0	0
LARUE D CARTER MEM HOSP	144	0	0	0	0	0	144	0	0	0	0	0
METHODIST HOSP OF INDIANA	318	0	0	0	0	0	318	0	0	0	0	0
<b>MICHIGAN, TOTAL</b>	<b>16,520</b>	<b>0</b>	<b>0</b>	<b>5,817</b>	<b>110</b>	<b>249</b>	<b>8,906</b>	<b>162</b>	<b>1,236</b>	<b>40</b>	<b>0</b>	<b>0</b>
BUTTERNORTH HOSPITAL	359	0	0	0	0	0	359	0	0	0	0	0
CHILD HOSP OF MICHIGAN	64	0	0	0	0	0	64	0	0	0	0	0
CHLO RESEARCH CENTER	143	0	0	0	0	0	143	0	0	0	0	0
CRANBROOK INST OF SCIENCE	249	0	0	0	0	249	0	0	0	0	0	0
ENVIRONMENTAL RES INST	7,225	0	0	5,817	10	0	0	162	1,236	0	0	0
FOUNDATION FOR BEHVR R	229	0	0	0	0	0	229	0	0	0	0	0
HENRY FORD HOSPITAL	1,794	0	0	0	0	0	1,751	0	0	40	0	0
MICH ENRGY RSC RSCH ASSOC	100	0	0	0	100	0	0	0	0	0	0	0
MICHIGAN CANCER FDN	5,781	0	0	0	0	0	5,781	0	0	0	0	0
MICHIGAN MOLECULAR INST	54	0	0	0	0	0	54	0	0	0	0	0
PROVIDENCE HOSPITAL-MICH	91	0	0	0	0	0	91	0	0	0	0	0
SINAI HOSPITAL OF DETROIT	319	0	0	0	0	0	319	0	0	0	0	0
WILLIAM BEAUMONT HOSPITAL	112	0	0	0	0	0	112	0	0	0	0	0
<b>OHIO, TOTAL</b>	<b>45,705</b>	<b>0</b>	<b>639</b>	<b>13,030</b>	<b>5,974</b>	<b>4,909</b>	<b>17,333</b>	<b>169</b>	<b>2,817</b>	<b>797</b>	<b>0</b>	<b>37</b>
BATTELLE MEMORIAL INST	35,746	0	639	13,030	5,974	4,461	8,237	169	2,817	419	0	0
C F KETTERING RSCH-PROTN	373	0	0	0	0	0	0	0	0	336	0	37
CHILD HOSP MED CTR CINCIN	3,486	0	0	0	0	0	3,486	0	0	0	0	0
CHLO HOSP OF AKRON	24	0	0	0	0	0	24	0	0	0	0	0
CHLO HOSP OF COLUMBUS	447	0	0	0	0	249	198	0	0	0	0	0
CHLO MED CT DAYTON	83	0	0	0	0	0	83	0	0	0	0	0
CHRIST HOSP - OHIO	389	0	0	0	0	0	389	0	0	0	0	0
CLEVELAND CLINIC FDN	3,299	0	0	0	0	0	3,299	0	0	0	0	0
JENISH HOSPITAL ASSOC	85	0	0	0	0	0	85	0	0	0	0	0
MT SINAI HOSP-CLEVELAND	561	0	0	0	0	0	561	0	0	0	0	0
NATL WATER WELL ASSOC	399	0	0	0	0	199	0	0	0	0	0	0
OCLE INC	42	0	0	0	0	0	0	0	0	42	0	0
ST LUKE'S HOSP-UTO METH	29	0	0	0	0	0	29	0	0	0	0	0
ST VINCENT CHARITY HOSP	183	0	0	0	0	0	183	0	0	0	0	0
UNIVERSITY HOSPS-CLEVELND	759	0	0	0	0	0	759	0	0	0	0	0
<b>WISCONSIN, TOTAL</b>	<b>2,596</b>	<b>0</b>	<b>0</b>	<b>689</b>	<b>0</b>	<b>0</b>	<b>1,907</b>	<b>0</b>	<b>0</b>	<b>0</b>	<b>0</b>	<b>0</b>
AMER FOUND FOR BIOL RES	689	0	0	689	0	0	0	0	0	0	0	0
MENDOTA MENTAL HLTH INST	100	0	0	0	0	0	100	0	0	0	0	0
MILWAUKEE BLOOD CENTER	321	0	0	0	0	0	321	0	0	0	0	0
MILWAUKEE CHILDREN'S HOSP	55	0	0	0	0	0	55	0	0	0	0	0
MRSFLO CLN FD/MED RESCE	322	0	0	0	0	0	322	0	0	0	0	0
MT SINAI MEDICAL CTR INC	238	0	0	0	0	0	238	0	0	0	0	0
WISC ALUMNAE RSCH FDN	871	0	0	0	0	0	871	0	0	0	0	0

SEE FOOTNOTES AT END OF TABLE.

TABLE B-43  
CONTINUED

FEDERAL OBLIGATIONS TO INDEPENDENT NONPROFIT INSTITUTIONS FOR RESEARCH, DEVELOPMENT,  
AND R&D PLANT, BY GEOGRAPHIC DIVISION, STATE, INSTITUTION, AND AGENCY: FY 1979

GEOGRAPHIC DIVISION, STATE, & INSTITUTION	(DOLLARS IN THOUSANDS)											
	TOTAL	USOA	COM	OOO	OOE	EPA	HEW	INT	NASA	NSF	DOT	OTHER*
WEST NORTH CENTRAL, TOTAL	38,940	0	0	943	399	2,866	35,190	48	99	391	4	0
IOWA, TOTAL	435	0	0	0	0	0	435	0	0	10	0	0
IOWA LUTHERAN HOSPITAL	335	0	0	0	0	0	335	0	0	10	0	0
MENTAL HEALTH INST-IOWA	100	0	0	0	0	0	100	0	0	0	0	0
KANSAS, TOTAL	504	0	0	0	186	0	224	0	0	94	0	0
ASSOC OF SITEMATICS COL	186	0	0	0	186	0	0	0	0	0	0	0
MENNINGER FOUNDATION	318	0	0	0	0	0	224	0	0	94	0	0
MINNESOTA, TOTAL	24,360	0	0	72	0	0	24,208	0	0	80	0	0
CHURCH YOUTH RSCH	167	0	0	0	0	0	167	0	0	0	0	0
FAIRVIEW HOSPITAL	116	0	0	0	0	0	116	0	0	0	0	0
MAYO FOUNDATION	23,257	0	0	28	0	0	23,149	0	0	80	0	0
MED EDUC & RSCH FOM	82	0	0	0	0	0	82	0	0	0	0	0
MT SINAI HOSP-MINNAPOLIS	516	0	0	0	0	0	516	0	0	0	0	0
PERSONNEL DECISIONS R	44	0	0	44	0	0	0	0	0	0	0	0
ST PAUL-RAMSEY MED CTR	65	0	0	0	0	0	65	0	0	0	0	0
UNITED HOSPITAL	113	0	0	0	0	0	113	0	0	0	0	0
MISSOURI, TOTAL	13,446	0	0	871	18	1,866	10,323	48	99	217	4	0
CANCER RES CENTER	1,212	0	0	0	0	0	1,212	0	0	0	0	0
CENTRAL MIDWES REG ED LAB	3,055	0	0	0	0	0	3,055	0	0	0	0	0
INST OF BLACK STUDIES	55	0	0	0	0	0	55	0	0	0	0	0
JEWISH HOSP OF ST LOUIS	2,198	0	0	0	0	0	2,198	0	0	0	0	0
MIDCONTINENT REG EDUC LAB	435	0	0	0	0	0	435	0	0	0	0	0
MIDWEST RESEARCH INST	6,223	0	0	871	18	1,866	3,317	48	99	0	4	0
MISSOURI BOTANICAL GARDEN	217	0	0	0	0	0	0	0	0	217	0	0
ST LUKE'S HOSP-KANSAS C	51	0	0	0	0	0	51	0	0	0	0	0
SOUTH DAKOTA, TOTAL	195	0	0	0	195	0	0	0	0	0	0	0
ST MARY'S HOSPITAL	195	0	0	0	195	0	0	0	0	0	0	0
SOUTH ATLANTIC, TOTAL	100,881	14	1,033	20,700	9,862	7,681	24,362	1,730	11,397	5,545	2,749	14,968
DELAWARE, TOTAL	864	0	0	0	0	0	782	0	0	92	0	0
H F DUPONT WINTERHUR	71	0	0	0	0	0	0	0	0	71	0	0
SYMPOSIA ENVIR BIOCHEM	11	0	0	0	0	0	0	0	0	11	0	0
WILMINGTON MEDICAL CENTER	782	0	0	0	0	0	782	0	0	0	0	0
DISTRICT OF COLUMBIA, TOTAL	51,341	0	263	6,946	7,485	2,146	5,206	1,450	5,957	4,780	2,749	14,359
ALLIANCE TO SAVE ENERGY	140	0	0	0	140	0	0	0	0	0	0	0
AMER ACADEMY JUD ED	96	0	0	0	0	0	0	0	0	0	96	0
AMER ANTHROPOL ASSOC	10	0	0	0	0	0	0	0	0	0	0	0
AMER ASSOC OF CHY & JC	270	0	0	0	270	0	0	0	0	10	0	0
AMER ASSOC-ADVANCMT SCI	80	0	0	0	0	0	0	0	0	80	0	0
AMER CNCL ED CNCL RCH	128	0	0	0	128	0	0	0	0	0	0	0
AMER ENTERPRISE INSTITUTE	71	0	0	0	0	0	0	0	0	71	0	0
AMER INST OF ARCHITECTS	3,150	0	0	0	1,384	0	0	0	0	0	0	1,766
AMER NATIONAL RED CROSS	125	0	0	125	0	0	0	0	0	0	0	0
AMER POLITICAL SCI ASSOC	17	0	0	0	0	0	0	0	0	17	0	0
AMER PUBLIC TRANSIT ASSOC	594	0	0	0	0	0	0	0	0	0	594	0
AMER SOC FOR MICROBIOLOGY	4	0	0	4	0	0	0	0	0	0	0	0
AMER STATISTICAL ASSOC	438	0	0	5	0	0	0	0	0	433	0	0
AMERICAN BAR ASSOCIATION	10	0	0	0	0	0	0	0	0	0	0	10
AMERICAN CHEMICAL SOCIETY	40	0	0	4	0	0	0	0	0	36	0	0
AMERICAN COUNCIL ON EDUCATION	92	0	0	92	0	0	0	0	0	0	0	0
AMERICAN GEOPHYSICAL UNION	169	0	0	0	0	0	0	0	22	147	0	0
AMERICAN PSYCHOLOGICAL ASSOC	12	0	0	1	0	0	0	0	0	11	0	0
ARCTIC INST OF NORTH AMER	30	0	0	30	0	0	0	0	0	0	0	0
ASSOC OF AMER GEOGRAPHERS	93	0	0	0	0	0	0	0	0	93	0	0
BROOKINGS INSTITUTION	1,019	0	43	267	0	0	170	0	0	64	70	405
BUREAU OF SOC SCI RES	305	0	0	0	0	0	0	0	0	0	0	305
CARNEGIE INST OF WASH	1,491	0	0	68	0	0	607	0	54	762	0	0
CNCL INTL URBAN LIAISON	38	0	0	0	0	0	0	0	0	38	0	0
CONEG POLICY RSCH CNTR	109	0	0	0	0	0	0	0	0	109	0	0
CTR FOR RENEWABLE RSCH	360	0	0	0	360	0	0	0	0	0	0	0
ENVIRONMENTAL LAW INST	85	0	0	0	85	0	0	0	0	0	0	0
GORGAS MEN INST TRPCL MED	1,343	0	0	187	0	0	364	0	0	0	0	792
INFO SCIENCE RES INS	250	0	0	0	0	0	250	0	0	0	0	0
INST FOR LAW & SOC RSCH	127	0	0	0	0	0	127	0	0	0	0	0
INST FOR SERVICES TO EDUC	48	0	0	0	0	0	48	0	0	0	0	0
INT'L CITY MANGMT ASSOC	172	0	0	0	172	0	0	0	0	0	0	0
JOINT CNCL ED TELECOMM	140	0	0	0	0	0	0	0	140	0	0	0
JOINT CTR POLITCL STUDIES	35	0	0	0	0	0	35	0	0	0	0	0
KIRSCHNER RSCH INSTITUTE	157	0	0	0	0	0	157	0	0	0	0	0
LEAGUE OF WOMEN VOTERS	100	0	0	0	100	0	0	0	0	0	0	0
MATH ASSOC OF AMERICA	6	0	0	6	0	0	0	0	0	0	0	0
MUNIG FINANCE OFF ASSOC	361	0	0	0	0	0	0	0	0	31	0	330
NAT'L ACADEMY OF SCIENCES	21,345	0	220	6,157	1,158	1,468	75	1,450	5,522	1,421	1,332	2,542
NATIONAL URBAN LEAGUE	421	0	0	0	150	0	0	0	0	0	0	271
NATL ACAD PUBLIC ADMIN	301	0	0	0	0	0	0	0	0	0	0	301
NATL BIOMEDICAL RES FOM	400	0	0	0	0	0	370	0	30	0	0	0
NATL CNCL EMPLOYMT POLCY	723	0	0	0	0	0	0	0	0	0	0	723
NATL CNCL RAD PROT & MEAS	205	0	0	0	205	0	0	0	0	0	0	0
NATL CNCL TCHR'S OF MATH	87	0	0	0	0	0	0	0	0	87	0	0
NATL COUNCIL ON LA RAZA	87	0	0	0	0	0	0	0	0	0	0	87
NATL CTR RESOURCE RECOV	99	0	0	0	0	99	0	0	0	0	0	0
NATL CTR STDY OF PROF	73	0	0	0	0	0	73	0	0	0	0	0
NATL INST OF BLOC SCIENCE	1,510	0	0	0	1,510	0	0	0	0	0	0	0

SEE FOOTNOTES AT END OF TABLE.

TABLE B-43  
CONTINUED

FEDERAL OBLIGATIONS TO INDEPENDENT NONPROFIT INSTITUTIONS FOR RESEARCH, DEVELOPMENT,  
AND R&D PLANT, BY GEOGRAPHIC DIVISION, STATE, INSTITUTION, AND AGENCY: FY 1979

(DOLLARS IN THOUSANDS)

GEOGRAPHIC DIVISION, STATE, & INSTITUTION	TOTAL	USDA	COM	DOD	DOE	EPA	HEW	INT'	NASA	NSF	DOT	OTHER*
DISTRICT OF COLUMBIA, CONT'D												
NATL INST OF PUBLIC HANG	105	0	0	0	0	0	0	0	0	0	0	105
NATL REHABILITATION ASSON	622	0	0	0	0	0	0	0	0	0	622	0
NATL RURAL CENTER	200	0	0	0	0	0	0	0	0	0	0	200
NATL SCI TEACHERS ASSOC	305	0	0	0	303	0	0	0	0	2	0	0
NATL TRNG & DEVELPMNT SVC	33	0	0	0	0	0	0	0	0	0	0	33
PUBLIC TECHNOLOGY, INC	1,719	0	0	0	0	0	0	0	189	901	0	629
RES FDN OF CHILDRENS HOSP	693	0	0	0	0	0	693	0	0	0	0	0
RESOURCES FOR FUTURE INC	750	0	0	0	192	494	0	0	0	0	0	0
RURAL AMERICA, INC	243	0	0	0	243	0	0	0	0	64	0	0
SCIENCE PROGRAM GROUP	67	0	0	0	0	0	0	0	0	0	0	0
SOLAR ENERGY INDUSTRIES	180	0	0	0	180	0	0	0	0	67	0	0
SOLAR TRAINING INSTITUTE	850	0	0	0	850	0	0	0	0	0	0	0
UNIVERSITIES RES ASSOC	778	0	0	0	0	0	778	0	0	0	0	0
URBAN INSTITUTE	5,158	0	0	0	150	0	1,277	0	0	336	35	3,360
WASHINGTON HOSP CTR	182	0	0	0	0	0	182	0	0	0	0	0
YOUTHWORK, INC	2,500	0	0	0	0	0	0	0	0	0	0	2,500
<b>FLORIDA, TOTAL</b>	<b>3,177</b>	<b>14</b>	<b>0</b>	<b>0</b>	<b>0</b>	<b>175</b>	<b>2,694</b>	<b>0</b>	<b>0</b>	<b>294</b>	<b>0</b>	<b>0</b>
AMER ELECTROPLATERS SOC	175	0	0	0	0	175	0	0	0	0	0	0
FAIRCHILD TROPICAL GARDEN	82	0	0	0	0	0	0	0	0	82	0	0
LEO GODWIN INS FOR CANCER	554	0	0	0	0	0	554	0	0	0	0	0
LIFE SCI BIOMED RSCH	86	0	0	0	0	0	86	0	0	0	0	0
MARIE SELBY BOTAN GARDENS	55	14	0	0	0	0	0	0	0	41	0	0
MIAMI HEART INSTITUTE	219	0	0	0	0	0	219	0	0	0	0	0
MOTE MARINE LABORATORY	26	0	0	0	0	0	26	0	0	0	0	0
MT SINAI HOSP MED CTR FLA	346	0	0	0	0	0	346	0	0	0	0	0
PAPANICOLAOU CAN RES INST	1,242	0	0	0	0	0	1,207	0	0	0	0	0
ST VINCENT'S MEDICAL CTR	256	0	0	0	0	0	256	0	0	0	0	0
TALL TIMBERS RSCH INC	136	0	0	0	0	0	0	0	0	136	0	0
<b>GEORGIA, TOTAL</b>	<b>1,253</b>	<b>0</b>	<b>0</b>	<b>0</b>	<b>759</b>	<b>0</b>	<b>494</b>	<b>0</b>	<b>0</b>	<b>0</b>	<b>0</b>	<b>0</b>
GEORGIA WARM SPRINGS	135	0	0	0	0	0	135	0	0	0	0	0
REG'L INST SOC'L WELFARE	359	0	0	0	0	0	359	0	0	0	0	0
SKIDAWAY INST OF OCEAN	759	0	0	0	759	0	0	0	0	0	0	0
<b>MARYLAND, TOTAL</b>	<b>11,051</b>	<b>0</b>	<b>0</b>	<b>2,669</b>	<b>134</b>	<b>122</b>	<b>3,955</b>	<b>181</b>	<b>3,990</b>	<b>0</b>	<b>0</b>	<b>0</b>
BIOMEDICAL RSCH INST	48	0	0	0	0	0	48	0	0	0	0	0
CHESEAPEAKE RSCH CONSORT	122	0	0	0	0	122	0	0	0	0	0	0
COLUMBIA RSCH SYSTEMS	134	0	0	0	0	0	134	0	0	0	0	0
EYE RES FOUN OF BETHESDA	81	0	0	0	0	0	81	0	0	0	0	0
FRIENDS OF PSYCHIATR RES	265	0	0	0	0	0	265	0	0	0	0	0
GREATER BALTIMORE MED CTR	102	0	0	0	0	0	102	0	0	0	0	0
INST FOR BEHAVIORAL RES	346	0	0	99	0	0	247	0	0	0	0	0
JFK INST HANDICAPPED	1,272	0	0	0	0	0	1,272	0	0	0	0	0
MID-ATLANTIC RES INST	50	0	0	0	0	0	50	0	0	0	0	0
OPERATIONS RESEARCH, INC	7,670	0	0	2,570	0	0	929	181	3,990	0	0	0
RADIATION RSCH SOCIETY	10	0	0	0	0	0	10	0	0	0	0	0
SINAI HOSPITAL OF BALTO	247	0	0	0	0	0	247	0	0	0	0	0
SOLAR ENERGY RESEARCH	134	0	0	0	134	0	0	0	0	0	0	0
UNIV ASSOC RSCH/ED - PATH	570	0	0	0	0	0	570	0	0	0	0	0
<b>NORTH CAROLINA, TOTAL</b>	<b>18,525</b>	<b>0</b>	<b>75</b>	<b>1,374</b>	<b>542</b>	<b>5,008</b>	<b>9,334</b>	<b>0</b>	<b>1,450</b>	<b>262</b>	<b>0</b>	<b>480</b>
MANPOWER DEVELPMNT CORP	480	0	0	0	0	0	0	0	0	0	0	480
N CARD FDN MNTL HLTH RSCH	145	0	0	0	0	0	0	0	0	145	0	0
N CARD SCI TECH RSCH CTR	225	0	0	0	0	0	0	0	225	0	0	0
POLICY RESEPLNG GRD	86	0	0	0	0	0	86	0	0	0	0	0
RESEARCH TRIANGLE INST	17,528	0	75	1,374	542	5,008	9,187	0	1,225	117	0	0
WHITEHEAD MED RSCH INST	61	0	0	0	0	0	61	0	0	0	0	0
<b>SOUTH CAROLINA, TOTAL</b>	<b>61</b>	<b>0</b>	<b>0</b>	<b>0</b>	<b>0</b>	<b>0</b>	<b>61</b>	<b>0</b>	<b>0</b>	<b>0</b>	<b>0</b>	<b>0</b>
ST FRANCIS XAVIER HOSP	61	0	0	0	0	0	61	0	0	0	0	0
<b>VIRGINIA, TOTAL</b>	<b>12,404</b>	<b>0</b>	<b>695</b>	<b>9,711</b>	<b>942</b>	<b>230</b>	<b>471</b>	<b>99</b>	<b>0</b>	<b>127</b>	<b>0</b>	<b>129</b>
AM INST OF BIOLOGICAL SCI	135	0	0	80	0	55	0	0	0	0	0	0
AMER GEOLOGICAL INST	126	0	0	0	0	0	0	57	0	69	0	0
AMER PUBLIC GAS ASSOC	699	0	0	0	699	0	0	0	0	0	0	0
AMER VOCATIONAL ASSOC	243	0	0	0	243	0	0	0	0	0	0	0
ANALYTIC SERVICES, INC	8,259	0	0	8,259	0	0	0	0	0	0	0	0
ARLINGTON HOSPITAL	26	0	0	0	0	0	26	0	0	0	0	0
ASSOC ACADEM HLTH CTRS	53	0	0	0	0	0	0	0	0	53	0	0
CTR FOR APPLIED LINGUIST	315	0	0	0	0	0	315	0	0	0	0	0
HUMAN RESOURCES RES DRG	1,414	0	0	1,372	0	0	0	42	0	0	0	0
INST FOR SOC'L ANALYSIS	130	0	0	0	0	0	130	0	0	0	0	0
INST FOR WOMEN'S CONCERNS	129	0	0	0	0	0	0	0	0	0	0	129
LINGUISTIC SOC OF AMER	5	0	0	0	0	0	0	0	0	5	0	0
VA INST OF MARINE SCI	870	0	695	0	0	175	0	0	0	0	0	0
<b>WEST VIRGINIA, TOTAL</b>	<b>1,365</b>	<b>0</b>	<b>0</b>	<b>0</b>	<b>0</b>	<b>0</b>	<b>1,365</b>	<b>0</b>	<b>0</b>	<b>0</b>	<b>0</b>	<b>0</b>
APPALACHIA EDUC LAB	1,365	0	0	0	0	0	1,365	0	0	0	0	0
<b>EAST SOUTH CENTRAL, TOTAL</b>	<b>17,723</b>	<b>0</b>	<b>0</b>	<b>2,351</b>	<b>130</b>	<b>4</b>	<b>12,632</b>	<b>0</b>	<b>0</b>	<b>106</b>	<b>0</b>	<b>2,500</b>
<b>ALABAMA, TOTAL</b>	<b>11,456</b>	<b>0</b>	<b>0</b>	<b>2,301</b>	<b>130</b>	<b>4</b>	<b>6,415</b>	<b>0</b>	<b>0</b>	<b>106</b>	<b>0</b>	<b>2,500</b>
CHILD HOSP OF BIRMINGHAM	96	0	0	0	0	0	96	0	0	0	0	0
EYE FOUNDATION HOSP	274	0	0	0	0	0	274	0	0	0	0	0
INTL FERTILITY DEV CORP	2,500	0	0	0	0	0	0	0	0	0	0	2,500
SEARCY HOSPITAL	86	0	0	0	0	0	86	0	0	0	0	0
SOUTHERN RESEARCH INST	8,370	0	0	2,301	0	4	5,959	0	0	106	0	0

SEE FOOTNOTES AT END OF TABLE.

TABLE B-43  
CONTINUED

FEDERAL OBLIGATIONS TO INDEPENDENT NONPROFIT INSTITUTIONS FOR RESEARCH, DEVELOPMENT,  
AND R&D PLANT, BY GEOGRAPHIC DIVISION, STATE, INSTITUTION, AND AGENCY: FY 1979

(DOLLARS IN THOUSANDS)

GEOGRAPHIC DIVISION, STATE, & INSTITUTION	TOTAL	USDA	COM	ODD	DOE	EPA	HEW	INT	NASA	NSF	DOT	OTHER
ALABAMA, CONT'D												
- STHESTRN CTR ELEC ENG ED	130	0	0	0	130	0	0	0	0	0	0	0
MISSISSIPPI, TOTAL												
MISS METNOST HOSP/REHAB	150	0	0	0	0	0	150	0	0	0	0	0
TENNESSEE, TOTAL												
ST JUDE CHILD RSCH HOSP	6,117	0	0	50	0	0	6,067	0	0	0	0	0
WEST SOUTH CENTRAL, TOTAL												
LOUISIANA, TOTAL	2,967	0	0	15	0	238	2,714	0	0	0	0	0
ALTON DCHSNER MED FNDM	287	0	0	0	0	0	287	0	0	0	0	0
CHARITY HOSPITAL OF LA	544	0	0	0	0	0	544	0	0	0	0	0
GULF SOUTH RESEARCH INST	2,076	0	0	15	0	238	1,823	0	0	0	0	0
TOURO RESEARCH INSTITUTE	60	0	0	0	0	0	60	0	0	0	0	0
OKLAHOMA, TOTAL												
OKLA MEDICAL RES FOUNO	2,779	0	0	0	0	0	2,668	0	0	111	0	0
SOC EXPLOR GEOPHYSICS	43	0	0	0	0	0	0	43	0	0	0	0
VALLEY VIEW HOSPITAL	313	0	0	0	0	0	313	0	0	0	0	0
TEXAS, TOTAL												
ENERGY FDN OF TEXAS	369	0	0	0	369	0	0	0	0	0	0	0
GULF UNIVS RSCH CONSORT	729	0	0	0	729	0	0	0	0	0	0	0
INST FOR REHAB & RSCH	91	0	0	0	0	0	91	0	0	0	0	0
INTERCULT DEVMNT RSCH	309	0	0	0	0	0	309	0	0	0	0	0
METHODIST HOSP-HOUSTON	301	0	0	0	0	0	301	0	0	0	0	0
SANTA ROSA MED CTR	70	0	0	0	0	0	70	0	0	0	0	0
SCOTT AND WHITE MEM HOSP	49	0	0	0	0	0	49	0	0	0	0	0
SOUTHWEST EDUC DEV LAB	1,572	0	0	0	0	0	1,572	0	0	0	0	0
SOUTHWEST FDN FOR RESCED	2,470	49	0	0	0	55	2,366	0	0	0	0	0
SOUTHWEST RESEARCH INST	13,860	0	53	5,173	2,830	2,570	453	1,392	1,319	0	0	70
ST JOSEPH HOSP, HOUSTON	321	0	0	0	0	0	321	0	0	0	0	0
STEHLIN FND FOR CANCR RES	243	0	0	0	0	0	243	0	0	0	0	0
SUMMER INST LINGUISTICS	12	0	0	0	0	0	0	0	0	12	0	0
TEXAS HEART INSTITUTE	566	0	0	0	0	0	566	0	0	0	0	0
UNIVERSITIES SPACE RSCH	1,208	0	0	0	0	0	0	1,208	0	0	0	0
MOUNTAIN, TOTAL												
ARIZONA, TOTAL	1,280	0	0	0	0	0	333	0	621	326	0	0
AMERIND FOUNDATION INC	70	0	0	0	0	0	0	0	0	70	0	0
LOVELL OBSERVATORY	776	0	0	0	0	0	0	0	611	165	0	0
MUSEUM OF NORTHERN ARIZ	101	0	0	0	0	0	0	0	10	91	0	0
SAHARITAM HEALTH SERVICES	42	0	0	0	0	0	42	0	0	0	0	0
SOUTHWEST BIOMED RESEARCH	199	0	0	0	0	0	199	0	0	0	0	0
ST JOSEPH'S HOSPCMED CTR	92	0	0	0	0	0	92	0	0	0	0	0
COLORADO, TOTAL												
AMER CANCER RSCH CTR HOSP	159	0	0	0	34	0	125	0	0	0	0	0
BEEY SUGAR DEVMNT FDN	221	0	0	0	221	0	0	0	0	0	0	0
BEHAVIORAL RESEARCH INST	382	0	0	0	0	0	382	0	0	0	0	0
CHILD ASTHMA RSCH INST	269	0	0	0	0	205	64	0	0	0	0	0
COLORADO RGHL CANCER INST	730	0	0	0	0	0	730	0	0	0	0	0
COMM ON ATMOSPHERIC CHEM	148	0	0	0	148	0	0	0	0	0	0	0
DENVER RSCH INST	571	0	0	0	0	0	0	0	0	0	0	0
DENVER URBAN OBSERVATORY	330	0	0	0	330	0	0	298	0	0	0	273
INST RSCH ON SOCL PROB	625	0	0	0	0	0	625	0	0	0	0	0
NATL JEWISH HOSP - DENVER	3,210	0	0	0	0	0	3,201	0	0	0	0	0
ROKY MTN BIOL LAB	98	0	0	0	0	0	0	0	0	98	0	0
SCIENTIFIC COMM ENVIRON	112	0	0	0	112	0	0	0	0	0	0	0
ST MARY'S HOSPITAL	201	0	0	0	201	0	0	0	0	0	0	0
THORNE ECOLOGICAL INST	19	19	0	0	0	0	0	0	0	0	0	0
IDAHO, TOTAL												
ST LUKE'S HOSPITAL	23	0	0	0	0	0	23	0	0	0	0	0
MONTANA, TOTAL												
COLUMBUS HOSPITAL	110	0	0	0	0	0	110	0	0	0	0	0
MONT ENRGY RSCHCHMD DEV I	8,893	0	0	0	8,893	0	0	0	0	0	0	0
NEW MEXICO, TOTAL												
LOVELACE FDN FOR MED ED	7,353	0	0	0	7,180	0	0	0	50	123	0	0
SCH OF AMER RESEARCH	31	0	0	0	0	0	0	0	0	31	0	0
UTAH, TOTAL												
ASSOC WESTRN UNIV, INC	421	0	0	0	421	0	0	0	0	0	0	0
CONSORTIUM INTL DEV	4,201	0	0	0	0	0	0	0	0	0	0	4,201
EYRING RESEARCH INSTITUTE	5	0	0	0	0	0	5	0	0	0	0	0
LATTER-DAY SAINTS HOSP	589	0	0	0	0	50	589	0	0	0	0	0
OGDEN RESEARCH FND	90	0	0	0	0	0	90	0	0	0	0	0
PRIMARY CHILDREN'S MED CTR	82	0	0	0	0	0	82	0	0	0	0	0
SALT LAKE CLINIC RES FND	249	0	0	0	0	0	249	0	0	0	0	0

SEE FOOTNOTES AT END OF TABLE.



TABLE B-43  
CONTINUED

FEDERAL OBLIGATIONS TO INDEPENDENT NONPROFIT INSTITUTIONS FOR RESEARCH, DEVELOPMENT,  
AND R&O PLANT, BY GEOGRAPHIC DIVISION, STATE, INSTITUTION, AND AGENCY: FY 1979

GEOGRAPHIC DIVISION, STATE, & INSTITUTION	(DOLLARS IN THOUSANDS)											OTHER*
	TOTAL	USDA	COM	ODD	ODE	EPA	HEW	INT	NASA	NSF	DOT	
<b>PACIFIC, TOTAL</b>	<b>166,653</b>	<b>101</b>	<b>65</b>	<b>37,639</b>	<b>2,990</b>	<b>698</b>	<b>113,591</b>	<b>485</b>	<b>4,223</b>	<b>5,653</b>	<b>122</b>	<b>1,086</b>
ALASKA, TOTAL	100	0	0	0	0	0	100	0	0	0	0	0
ALASKA PSYCHIATRIC INST	100	0	0	0	0	0	100	0	0	0	0	0
<b>CALIFORNIA, TOTAL</b>	<b>136,301</b>	<b>29</b>	<b>0</b>	<b>37,457</b>	<b>2,799</b>	<b>564</b>	<b>84,469</b>	<b>485</b>	<b>4,223</b>	<b>5,067</b>	<b>122</b>	<b>1,086</b>
ADDICTION RESEARCH FMDTN	1,084	0	0	0	0	0	1,084	0	0	0	0	0
APPLIED TECHNOLOGY CNCL	40	0	0	0	0	0	0	0	0	0	0	40
BOTANICAL SOC OF AMER	25	0	0	0	0	0	0	0	0	25	0	0
CALIF ACADEMY OF SCIENCES	38	0	0	0	0	0	0	0	0	38	0	0
CALIFORNIA ARBORETUM FOM	210	0	0	0	0	0	0	0	0	210	0	0
CEDARS-SINAI MED CTR	4,825	0	0	0	0	0	4,825	0	0	0	0	0
CENTER NEUROLOGIC STUDY	97	0	0	0	0	0	97	0	0	0	0	0
CHILDO HOSP & HLTH CNTR	122	0	0	0	0	0	122	0	0	0	0	0
CHILDO HOSP OF LOS ANGELES	1,310	0	0	0	0	0	1,310	0	0	0	0	0
CHILDO HOSP ADULT MED CTR	101	0	0	0	0	0	101	0	0	0	0	0
CHILDO HOSP MED CTR N CAL	1,391	0	0	0	0	0	1,304	0	87	0	0	0
CHILDO HOSP PALO ALTO	250	0	0	0	0	0	250	0	0	0	0	0
CITY OF HOPE MEDICAL CTR	3,813	0	0	38	0	0	3,610	0	0	165	0	0
CNTR FOR ECON STUDIES	62	0	0	0	0	0	62	0	0	0	0	0
CTR ADV STUDY BEHAV SCI	500	0	0	0	0	0	0	0	0	500	0	0
CTR FOR STUDY CNTY COL	10	0	0	0	0	0	0	0	0	10	0	0
DALE M HEIEN CO	32	0	0	0	0	0	0	0	0	32	0	0
EARTHQUAKE ENG RSCH INST	225	0	0	0	0	0	0	0	0	225	0	0
EDP AUDITOR FOM EDGRSCH	12	0	0	0	0	0	0	0	0	12	0	0
EL CAMINO HOSPITAL	12	0	0	0	0	0	12	0	0	0	0	0
ESTELLE DOMENY EYE FOM	1,370	0	0	0	0	0	1,370	0	0	0	0	0
FAR WEST LAB EO RES & DEV	3,356	0	0	200	0	0	3,156	0	0	0	0	0
GATEWAYS HOSPITAL	275	0	0	0	0	0	275	0	0	0	0	0
HUMAN INTRACTION RES INST	386	0	0	0	0	0	386	0	0	0	0	0
HUNTINGTON MEMORIAL HOSP	352	0	0	0	0	0	352	0	0	0	0	0
INST FOR RES IN SOC BEHAV	528	0	0	0	0	0	528	0	0	0	0	0
INST OF MEDICAL SCIENCES	5,038	0	0	156	0	0	4,576	0	0	306	0	0
KAISER FOM RSCH INST	2,752	0	0	0	0	0	2,752	0	0	0	0	0
LA JOLLA CANCER RSCH FOM	1,409	0	0	0	0	0	1,409	0	0	0	0	0
LAB FOR COMPARATIVE BIOCH	128	0	0	0	0	0	128	0	0	0	0	0
LINUS PAULING INSTITUTE	131	0	0	0	0	0	131	0	0	0	0	0
LOGOS RSCH INST	54	0	0	0	0	0	54	0	0	0	0	0
MEMORIAL CANCER RES FOM	36	0	0	0	0	0	36	0	0	0	0	0
MENTAL RESEARCH INST	584	0	0	0	0	0	584	0	0	0	0	0
MERCY HOSP & M C-S DIEGO	54	0	0	0	0	0	54	0	0	0	0	0
MT ZION HOSP & MED CTR	323	0	0	0	0	0	323	0	0	0	0	0
MULTI-ETHNIC INST RSCH	23	0	0	0	0	0	23	0	0	0	0	0
NATIVE AMER RSRCE/RSCH	105	0	0	0	0	0	105	0	0	0	0	0
NRTHRN CAL CANCER PROG	3,601	0	0	0	0	0	3,601	0	0	0	0	0
PACIFIC MED CTR	45	0	0	0	0	0	45	0	0	0	0	0
PALO ALTO MED RES FOUNO	973	0	0	0	0	0	973	0	0	0	0	0
PASADENA MED RSCH	224	0	0	0	0	50	174	0	0	0	0	0
POINT REYES BIRD OBSERV	101	0	0	0	64	0	0	0	0	37	0	0
PUBLIC SRVC SATELLI CONSORT	910	0	0	0	0	0	0	0	910	0	0	0
R K DAVIES MC-FRLN HOSP	131	0	0	0	0	0	131	0	0	0	0	0
RANCHO LOS AMIGOS HOSP	1,135	0	0	0	0	0	1,135	0	0	0	0	0
RAND CORPORATION	27,545	0	0	15,836	516	0	10,210	0	146	0	0	837
RECEPTOR RSCH INST	335	0	0	0	0	0	335	0	0	0	0	0
SALK INST FOR BIOL STUD	9,045	0	0	0	0	90	8,601	0	117	237	0	0
SAMUEL MERRITT HOSPITAL	226	0	0	0	0	0	226	0	0	0	0	0
SAN DIEGO SOC NAT HIST	84	0	0	0	0	0	0	0	0	84	0	0
SANTA CLARA VLY MED CTR	649	0	0	0	0	0	649	0	0	0	0	0
SANTA MONICA HOSP MED CTR	561	0	0	0	0	0	561	0	0	0	0	0
SCIENTIFIC ANALYSIS CORP	208	0	0	0	0	0	208	0	0	0	0	0
SCRIPPS CLINIC & RES FOM	15,455	0	0	143	50	0	15,024	0	100	138	0	0
SCRIPPS MEMORIAL HOSPITAL	165	0	0	0	0	0	165	0	0	0	0	0
SOUTHERN CALIF RES INST	236	0	0	0	0	0	236	0	0	0	0	0
SPEECH COMMUNICATION LAB	349	0	0	175	0	0	105	0	0	69	0	0
INTERNATIONAL	40,579	0	0	20,909	2,169	424	10,435	469	2,863	2,979	122	209
SN REG LAB FOR EO RGO	1,964	0	0	0	0	0	1,964	0	0	0	0	0
YETS TASK FORCE	16	0	0	0	0	0	0	16	0	0	0	0
W INST OCPTL & ENVL STUDY	651	0	0	0	0	0	651	0	0	0	0	0
WEST COAST CANCER FOM	13	0	0	0	0	0	13	0	0	0	0	0
ZODIAC SOC OF SAN DIEGO	29	29	0	0	0	0	0	0	0	0	0	0
ZWENG MEM RETINA RSCH CTR	8	0	0	0	0	0	8	0	0	0	0	0
<b>HAWAII, TOTAL</b>	<b>2,178</b>	<b>72</b>	<b>65</b>	<b>85</b>	<b>0</b>	<b>0</b>	<b>1,836</b>	<b>0</b>	<b>0</b>	<b>120</b>	<b>0</b>	<b>0</b>
BERNICE P BISHOP MUSEUM	78	15	0	0	0	0	33	0	0	30	0	0
CTR CULT & TECH INTERCHNG	8	0	0	0	0	0	0	0	0	8	0	0
ENVIRONMENT POLICY INST	57	57	0	0	0	0	0	0	0	0	0	0
KAPIOLANI CHILD MED CTR	359	0	0	0	0	0	359	0	0	0	0	0
KUAKINI MED RSCH INST	729	0	0	0	0	0	729	0	0	0	0	0
OCEANIC INSTITUTE	147	0	65	0	0	0	0	0	0	82	0	0
PACIFIC HLTH RSCH INST	416	0	0	0	0	0	416	0	0	0	0	0
QUEEN'S MEDICAL CENTER	384	0	0	85	0	0	299	0	0	0	0	0
<b>OREGON, TOTAL</b>	<b>12,825</b>	<b>0</b>	<b>0</b>	<b>60</b>	<b>191</b>	<b>0</b>	<b>12,495</b>	<b>0</b>	<b>0</b>	<b>79</b>	<b>0</b>	<b>0</b>
EVALUATION RESEARCH GROUP	680	0	0	0	0	0	680	0	0	0	0	0
GOOD SAMARITAN HOSP MED C	1,995	0	0	0	0	0	1,916	0	0	79	0	0
KAISER FOUNDATION	267	0	0	0	0	0	267	0	0	0	0	0
KLAMATH COUNTY YNCA	191	0	0	0	191	0	0	0	0	0	0	0
MEDICAL RES FOM OF OREGON	5,927	0	0	0	0	0	5,927	0	0	0	0	0
NW REG EDUCATION LAB	3,373	0	0	60	0	0	3,313	0	0	0	0	0
OREGON RESEARCH INST	152	0	0	0	0	0	152	0	0	0	0	0
PROVIOENCE MED CTR-PRTLND	240	0	0	0	0	0	240	0	0	0	0	0

SEE FOOTNOTES AT END OF TABLE.



TABLE B-43  
CONTINUED

FEDERAL OBLIGATIONS TO INDEPENDENT NONPROFIT INSTITUTIONS FOR RESEARCH, DEVELOPMENT,  
AND R&D PLANT, BY GEOGRAPHIC DIVISION, STATE, INSTITUTION, AND AGENCY: FY 1979

(DOLLARS IN THOUSANDS)

GEOGRAPHIC DIVISION, STATE, & INSTITUTION	TOTAL	USDA	COM	DOD	DOE	EPA	HEW	INT	NSF	DDT	OTHER*
WASHINGTON, TOTAL	15,249	0	0	37	0	134	14,691	0	387	0	0
CHILD ORTHOPEDIC HOSPITAL	577	0	0	0	0	0	577	0	0	0	0
F HUTCHMSN CANCR RES INST	10,823	0	0	0	0	134	10,611	0	78	0	0
INST APPLIED PHYSIOL	692	0	0	0	0	0	583	0	109	0	0
INST CONTEMPORARY SOC	95	0	0	0	0	0	95	0	0	0	0
ISSAQUAH GR HLTH & ENV	186	0	0	0	0	0	186	0	0	0	0
PACIFIC NORTHWEST RES FDN	290	0	0	0	0	0	290	0	0	0	0
PACIFIC NW INNOVATH GROUP	196	0	0	0	0	0	0	0	196	0	0
PUGET SOUND BLOOD CENTER	804	0	0	0	0	0	804	0	0	0	0
SWEDISH HOSPITAL MED CTR	197	0	0	0	0	0	197	0	0	0	0
VA MASON FDN-MED EDUCRES	1,389	0	0	37	0	0	1,348	0	4	0	0

\* INCLUDES AID, HUD, LABOR, AND NRC.

SOURCE: NATIONAL SCIENCE FOUNDATION

165

FEDERAL OBLIGATIONS TO FFRDC'S 1/ ADMINISTERED BY INDEPENDENT NONPROFIT INSTITUTIONS  
FOR RESEARCH, DEVELOPMENT, AND R&D PLANT:  
FY 1971 - 79

(DOLLARS IN THOUSANDS)

STATE AND INSTITUTION	TOTAL FEDERAL OBLIGATIONS									SPON- SORING AGENCY
	1971	1972	1973	1974	1975	1976	1977	1978	1979	
UNITED STATES, TOTAL	216,225	220,582	190,368	185,244	207,556	222,034	273,719	313,020	415,590	
ARKANSAS:										
SO CNTRL REGNL EDUC LAB CORP 2/	-	-	-	-	-	-	-	-	-	HEW/OE
CALIFORNIA:										
AEROSPACE CORPORATION	71,405	74,659	74,680	62,149	69,218	81,927	103,126	114,020	129,507	DDO/AF
PROJECT AIR FORCE 3/	-	-	-	-	-	-	-	9,500	11,200	DDO/AF
RAND CORPORATION 3/	21,156	25,175	26,952	23,495	24,738	20,673	27,402	-	-	DDO/AF
CTR FOR EDUC POLICY RES 3/ 5/	444	308	-	-	-	-	-	-	-	HEW/OE
FAR WEST LAB FOR EDUC R&D 5/	3,717	3,776	-	-	-	-	-	-	-	HEW/OE
SW REGNL LAB FOR EDUC R&D 5/	3,630	3,165	-	-	-	-	-	-	-	HEW/OE
COLORADO:										
ROCKY MTN REGNL EDUC LAB 2/	-	-	-	-	-	-	-	-	-	HEW/OE
SOLAR ENERGY RESEARCH INST	-	-	-	-	-	-	-	-	84,783	DOE
DISTRICT OF COLUMBIA:										
ATOMIC BOMB CASUALTY COM 6/	4,617	5,774	5,669	6,865	11,192	-	-	-	-	DOE
CNTRL ATLANTIC REGNL ED LAB 2/	-	-	-	-	-	-	-	-	-	HEW/OE
GEORGIA:										
SOUTHEASTERN EDUC LAB 5/	468	-	-	-	-	-	-	-	-	HEW/OE
ILLINOIS:										
COOP EDUC RES LAB, INC. 2/	-	-	-	-	-	-	-	-	-	HEW/OE
MARYLAND:										
ELECTROMAGNETIC COMPAT'ANAL CTR 2/	5,903	-	-	-	-	-	-	-	-	DDO/AF
MASSACHUSETTS:										
MITRE CORPORATION 8/	35,974	42,915	49,784	58,785	57,703	63,406	57,415	75,466	-	DDO/AF
EDUC DEVELOPMENT CTR, INC. 5/	625	-	-	-	-	-	-	-	-	HEW/OE
MICHIGAN:										
MICHIGAN-OMIO REGNL ED LAB 2/	-	-	-	-	-	-	-	-	-	HEW/OE
MINNESOTA:										
UPPER MIDWEST REGNL EDUC LAB 5/	733	-	-	-	-	-	-	-	-	HEW/OE
MISSOURI:										
CNTRL MIDWESTERN REG EDUC LAB 5/	4,462	4,042	-	-	-	-	-	-	-	HEW/OE
MID-CONTINENT REGNL EDUC LAB 5/	869	869	-	-	-	-	-	-	-	HEW/OE
NEW MEXICO:										
SW COOPERATIVE EDUC LAB 5/	1,097	1,138	-	-	-	-	-	-	-	HEW/OE
NEW YORK:										
CTR FOR URBAN EDUC 5/	2,000	2,000	-	-	-	-	-	-	-	HEW/OE
POLICY RESEARCH CTR 2/	822	842	-	-	-	-	-	-	-	HEW/OE
EASTERN REGNL INST FOR EDUC 5/	408	-	-	-	-	-	-	-	-	HEW/OE
NORTH CAROLINA:										
NATL LAB FOR HIGHER EDUC 5/ 10/	1,170	1,017	-	-	-	-	-	-	-	HEW/OE

SEE FOOTNOTES AT END OF TABLE.

FEDERAL OBLIGATIONS TO FFROCS 1/ ADMINISTERED BY INDEPENDENT NONPROFIT INSTITUTIONS  
FOR RESEARCH, DEVELOPMENT, AND R&D PLANT:  
FY 1971-79

(DOLLARS IN THOUSANDS)

STATE AND INSTITUTION	TOTAL FEDERAL OBLIGATIONS									SPOR- SORING AGENCY	
	1971	1972	1973	1974	1975	1976	1977	1978	1979		
OREGON:											
NORTHWEST REGNL EDUC LAB 5/	2,472	3,168	-	-	-	-	-	-	-	-	HEW/DE
PENNSYLVANIA:											
RES FOR BETTER SCHOOLS, INC. 5/	3,526	4,869	-	-	-	-	-	-	-	-	HEW/DE
TEXAS:											
SW EDUC DEVELOPMNT LAB 5/	2,160	2,285	-	-	-	-	-	-	-	-	HEW/DE
VIRGINIA:											
INST FOR DEFENSE ANALYSES	12,660	12,622	14,722	12,236	9,652	14,141	15,082	18,636	16,027	16,027	DOD/OFF OF THE SECY
MITRE CORP - C3 DIVISION 8/	-	-	-	-	-	-	-	-	-	96,734	DOD/AF
RESEARCH ANALYSIS CORP	9,278	8,481	-	-	-	-	-	-	-	-	DOD/ARMY
HUMAN RESOURCES RES DR. 11/	4,607	4,678	-	-	-	-	-	-	-	-	DOD/ARMY
ANALYTICAL SERVICES, INC. 12/	2,256	1,943	1,904	2,097	2,263	2,358	-	-	-	-	DOD/AF
WASHINGTON:											
BATTELLE PAC NW LAB	19,391	14,827	16,657	19,617	32,790	39,527	70,694	95,398	77,339	77,339	DOE
WEST VIRGINIA:											
APPALACHIA EDUC LAB 5/	975	2,029	-	-	-	-	-	-	-	-	HEW/DE

- 1/ FEDERALLY FUNDED RESEARCH AND DEVELOPMENT CENTERS.
- 2/ DISCONTINUED IN FY 1970.
- 3/ DATA FOR PROJECT AIR FORCE INCLUDED UNDER RAND CORPORATION PRIOR TO FY 1978. REMAINDER OF RAND CORPORATION NOW LISTED UNDER NONPROFIT INSTITUTIONS; SEE TABLE B-43.
- 4/ ADMINISTERED BY STANFORD RESEARCH INSTITUTE.
- 5/ DE LABS CONVERTED TO NONPROFIT INSTITUTIONS BETWEEN 1970 AND 1972.
- 6/ DISCONTINUED IN FY 1976.
- 7/ ADMINISTERED BY ILLINOIS INSTITUTE OF TECHNOLOGY RESEARCH INSTITUTE.
- 8/ DATA FOR MITRE CORPORATION - C3 DIVISION INCLUDED UNDER MITRE CORPORATION PRIOR TO FY 1977. REMAINDER OF MITRE CORPORATION NOW LISTED UNDER NONPROFIT INSTITUTIONS; SEE TABLE B-43.
- 9/ ADMINISTERED BY SYRACUSE UNIVERSITY RESEARCH CORPORATION.
- 10/ FORMERLY KNOWN AS REGIONAL EDUCATIONAL LABORATORY FOR THE CAROLINAS AND VIRGINIA.
- 11/ WAS "UNIVERSITY ADMINISTERED" PRIOR TO FISCAL YEAR 1970; SEE TABLE B-40. CURRENTLY CLASSIFIED AS A NONPROFIT INSTITUTION; SEE TABLE B-43.
- 12/ CURRENTLY CLASSIFIED AS A NONPROFIT INSTITUTION; SEE TABLE B-43.

SOURCE: NATIONAL SCIENCE FOUNDATION.

# other science resources publications

	NSF No.	Price
<b>Science Resources Studies Highlights</b>		
<b>R&amp;D Funds</b>		
"Greatest Increase in 1978 Industrial R&D Expenditures Provided by 14% Rise in Companies' Own Funds" .....	80-300	—
<b>S/E Personnel</b>		
"Employment Opportunities for Ph.D. Scientists and Engineers Shift From Academia to Industry" .....	81-312	—
"Employment of Scientists and Engineers Increased Between 1976 and 1978 But Declined in Some Science Fields" .....	80-305	—
"Hiring of Science and Engineering Faculty by 2- and 4-Year Colleges" ...	78-309	—
"Utilization of Science and Engineering Doctorates in Industrial Research and Development" .....	78-301	—
<b>Detailed Statistical Tables</b>		
<b>R&amp;D Funds</b>		
Research and Development in Industry, 1978; Funds, 1978; Scientists & Engineers, January 1978 .....	80-307	—
<b>S/E Personnel</b>		
Scientists and Engineers From Abroad, 1976-78 .....	80-324	—
Characteristics of Doctoral Scientists and Engineers in the United States, 1978 .....	80-323	—
Employment of Scientists, Engineers, and Technicians in Manufacturing Industries, 1977 .....	80-306	—
U.S. Scientists and Engineers, 1978 .....	80-304	—
Characteristics of Experienced Scientists and Engineers, 1978 .....	79-322	—
<b>Reports</b>		
<b>S/E Personnel</b>		
Employment Attributes of Recent Science and Engineering Graduates ...	80-325	\$1.75
Scientists, Engineers, and Technicians in Private Industry, 1978-80 .....	80-320	\$2.00
Occupational Mobility of Scientists and Engineers .....	80-317	\$1.75
Projections of Science and Engineering Doctorate Supply and Utilization; 1982 and 1987 .....	79-303	\$2.25
<b>Reviews of Data on Science Resources</b>		
<b>S/E Personnel</b>		
No. 34. "Sex and Ethnic Differentials in Employment and Salaries Among Federal Scientists and Engineers" .....	79-323	\$1.00